



# Club Health Assessment for District 305 N1 through May 2025

			Status	Membership							Reports					Finance		LCIF
Club Number	Club Name	Charter Date		Current Member Count	YTD Members Added	YTD Members Dropped	YTD Net Growth	YTD Net Growth%	Member Count 12 Months Ago	Avg. length of service for dropped members	Months Since Last MMR ***	Yrs. Since Last Officer Report	President Rotation	Vice President Reported ****	Months Since Last Activity Report ***	Account Balance	Donations for current Fiscal Year	
			Number of times on status quo within last two years	If below 15 members appears				If net loss is greater than 20% appears			If no report in 3 months appears in	When more than one year appears in	Number of repeat terms	Notes the officers that do not have an active	If no report at 12 months appears in red			
Clubs less than two years old																		
175339	Faisalabad Lawyers	08/19/2024	Active	25	25	0	25	100.00%	0		4			T,M,VP,SC	3			
178859	Faisalabad Power	12/05/2024	Active	24	24	0	24	100.00%	0		1			M,VP,SC	N/R			
157465	Lahore Helping Hands	06/05/2024	Status Quo(1)	20	0	0	0	0.00%	0		11		None	P,S,T,M,VP SC	N/R	90+ Days		
181975	Lahore Unity	05/15/2025	Newly Chartered	20	20	0	20	100.00%	0		0			M,VP,SC	N/R			
179196	Multan Liberty	12/02/2024	Active	20	20	0	20	100.00%	0		1			M,VP,SC	0			
179214	Multan Metropolitan	12/10/2024	Active	21	21	0	21	100.00%	0		5			M,VP,SC	0			
179153	Multan Midtown	11/25/2024	Active	31	31	0	31	100.00%	0		2			M,VP,SC	0		\$500.00	
181517	Multan of Giving Light	05/16/2025	Newly Chartered	22	22	0	22	100.00%	0		0			M,VP,SC	N/R			
179212	Multan Star Family	12/02/2024	Active	20	20	0	20	100.00%	0		5			M,VP,SC	0			
Clubs more than two years old																		
151367	Bahawalpur Tranquillife	06/20/2022	Active(1)	10	10	0	10	100.00%	0		3		3	M,VP,SC	N/R	90+ Days		
148319	Chiniot Chenab	10/18/2021	Active	13	0	0	0	0.00%	13		21			S,T,M,VP,SC	9			
153107	Dunyapur	12/20/2022	Active	15	0	0	0	0.00%	15		12			S,M,VP,SC	0			
146928	Faisalabad Stars	07/12/2021	Active	5	0	0	0	0.00%	5		10		4	S,T,M,VP,SC	1			
50884	FAISALABAD ALLIED	08/06/1990	Status Quo(2)	11	0	0	0	0.00%	11		5			T,M,VP,SC	24+	90+ Days		
132960	Faisalabad Centennial	12/27/2017	Active	12	0	2	-2	-14.29%	15	2	5		2	M,VP,SC	3			
55164	FAISALABAD CITIZEN	12/28/1993	Active	32	9	0	9	39.13%	23		2			N M	5		\$200.00	
147183	Faisalabad Clock Tower	07/04/2021	Status Quo(1)	19	6	3	3	18.75%	20	7	1		5	S,T,M,VP,SC	4	90+ Days	\$50.00	
101878	FAISALABAD CROWN	04/08/2008	Active(1)	25	0	0	0	0.00%	25		3		2	S,M,VP,SC	3	90+ Days	\$400.00	
150114	Faisalabad Dar e Arqam	03/08/2022	Active	3	0	0	0	0.00%	3		24		4	M,VP,SC	10			
135461	Faisalabad Diamond	07/12/2018	Active	37	11	2	9	32.14%	30	6	0			N VP,SC	3			
149607	Faisalabad Eco	01/27/2022	Active	21	7	0	7	50.00%	18		4		2	M,VP,SC	1		\$50.00	
135462	Faisalabad Elite	07/11/2018	Status Quo(2)	20	20	0	20	100.00%	20		8		3	T,M,VP,SC	24+	90+ Days		



# Club Health Assessment for District 305 N1 through May 2025

			Status	Membership						Reports					Finance		LCIF	
Club Number	Club Name	Charter Date		Current Member Count	YTD Members Added	YTD Members Dropped	YTD Net Growth	YTD Net Growth%	Member Count 12 Months Ago	Avg. length of service for dropped members	Months Since Last MMR ***	Yrs. Since Last Officer Report	President Rotation	Vice President Reported ****	Months Since Last Activity Report ***	Account Balance	Donations for current Fiscal Year	
			Number of times on status quo within last two years	If below 15 members appears				If net loss is greater than 20% appears			If no report in 3 months appears in	When more than one year appears in	Number of repeat terms	Notes the officers that do not have an active	If no report at 12 months appears in red			
126973	Faisalabad Emerald Women	03/29/2016	Active(1)	3	0	0	0	0.00%	3		29		4	M,VP,SC	0	90+ Days		
144530	Faisalabad Executive	01/04/2021	Active(1)	20	1	0	1	5.26%	19		8		3	M,VP,SC	N/R			
146959	Faisalabad Experts	07/04/2021	Active	7	0	0	0	0.00%	7		12			S,M,VP,SC	1			
148354	Faisalabad Five Star	10/28/2021	Cancelled(8*)	0	1	12	-11	-100.00%	19	6	8		None	P,S,T,M,VP SC	14			
133911	Faisalabad Generous	04/26/2018	Active	3	0	0	0	0.00%	3		12		8	M,VP,SC	24+			
135463	Faisalabad Global Connect	07/12/2018	Active	10	0	1	-1	-9.09%	45	0	0		5	N	T,M,SC			1
134647	Faisalabad Green	05/08/2018	Active	26	4	3	1	4.00%	25	5	0			M,VP,SC	1			
134861	Faisalabad Health Consultants	05/24/2018	Active(1)	20	8	0	8	66.67%	23		10		N	M,VP,SC	N/R			
144192	Faisalabad Hope	12/28/2020	Active	45	22	11	11	32.35%	42	1	0			VP	0			
47491	FAISALABAD HOST	06/18/1987	Active	66	35	5	30	83.33%	52	2	1		N		1			
130743	Faisalabad Kinetic	08/17/2017	Active	16	0	0	0	0.00%	16		15			T,M,VP,SC	9			
138017	Faisalabad Leaders	05/08/2019	Active(1)	20	6	0	6	42.86%	17		7		N	S,M,VP,SC	1	90+ Days	\$200.00	
61021	FAISALABAD MJF EXECUTIVE	07/02/1998	Active	15	0	0	0	0.00%	15		11		7	VP	2			
130847	Faisalabad Nexus	05/18/2017	Active	50	19	2	17	51.52%	33	3	1		N		0		\$1,200.00	
Exc Award (06/30/2018, 06/30/2022, 06/30/20)																		
149863	Faisalabad Nexus Ladies	02/15/2022	Active	3	0	0	0	0.00%	5		11		4	M,VP,SC	N/A			
115387	FAISALABAD PLATINUM	10/27/2011	Active(1)	88	18	14	4	4.76%	88	3	0		N	SC	0			
Exc Award (06/30/2022)																90+ Days		
144503	Faisalabad Platinum Women	12/30/2020	Active(2)	0	0	16	-16	-100.00%	27	5	0		None	P,S,T,M,VP SC	N/R			
145696	Faisalabad Prime Melvin Jones Fellows	06/14/2021	Active	35	10	1	9	34.62%	26	11	1			M,VP,SC	1			
106106	FAISALABAD ROYAL	07/17/2009	Active	33	3	11	-8	-19.51%	41	9	1			T,M,VP,SC	0			
Exc Award (06/30/2022)																		
130511	Faisalabad Royal Ladies	05/19/2017	Active	20	0	0	0	0.00%	20		9		2	T,M,VP,SC	1			
Exc Award (06/30/2022)																		
147063	Faisalabad Saviours	07/04/2021	Active(1)	3	0	0	0	0.00%	3		9		5	S,M,VP,SC	N/R			



# Club Health Assessment for District 305 N1 through May 2025

Club Number	Club Name	Charter Date	Status	Membership							Reports					Finance	LCIF
				Current Member Count	YTD Members Added	YTD Members Dropped	YTD Net Growth	YTD Net Growth%	Member Count 12 Months Ago	Avg. length of service members	Months Since Last MMR ***	Yrs. Since Last Officer Report	President Rotation	Vice President Reported ****	Months Since Last Activity Report ***	Account Balance	Donations for current Fiscal Year
			Number of times on status quo within last two years	If below 15 members appears				If net loss is greater than 20% appears			If no report in 3 months appears in	When more than one year appears in	Number of repeat terms	Notes the officers that do not have an active	If no report at 12 months appears in red		
64849	FAISALABAD STAR NEW CENTURY	12/11/2001	Active(1)	24	6	1	5	26.32%	24	6	3		2	N	T,VP	3	
56317	FAISALABAD SUNSHINE	12/06/1994	Active	39	4	0	4	11.43%	38		0		2		M,VP	1	\$1,000.00
101931	FAISALABAD WHITE ROSE	05/15/2008	Active(1)	6	3	2	1	20.00%	5	9	9		2		M,VP,SC	24+	90+ Days
147064	Faisalabad Zunnorain	07/04/2021	Active(1)	19	11	2	9	90.00%	16	0	2			N		3	\$50.00
152714	Hasilpur	10/27/2022	Active	18	3	0	3	20.00%	15		0		3		M,VP,SC	0	
133156	Jhang Saddar	12/18/2017	Active(1)	27	1	1	0	0.00%	28	7	0			N	S,M,VP	0	
151415	Khanewal Bravo	06/20/2022	Active	25	24	19	5	25.00%	20	2	5		3		S,M,VP,SC	2	
151413	Khanewal Host	06/20/2022	Active(2)	1	1	0	1	100.00%	0		4		3		S,M,VP,SC	2	
151368	Khanewal Youth National	06/20/2022	Active(1)	41	43	2	41	100.00%	20	0	2				M,VP,SC	3	
149232	Khurrianwala	12/17/2021	Active(1)	11	0	0	0	0.00%	11		23	1	None		P,S,T,M,VP SC	0	
106103	LAHORE ACTIVE	07/20/2009	Active	11	0	5	-5	-31.25%	20	3	5			N	SC	5	
	Exc Award (06/30/2018)																
146913	Lahore Arena	07/12/2021	Active	22	13	2	11	100.00%	15	1	3		2		M,VP,SC	0	\$50.00
127314	LAHORE BLESSING LADIES	05/20/2016	Active	31	3	0	3	10.71%	28		0			R		0	\$50.00
	Exc Award (06/30/2018)																
134754	Lahore Business Executive	05/23/2018	Active	16	2	1	1	6.67%	15	1	1		8	N	M,SC	2	
39207	LAHORE CANAL VIEW	12/16/1980	Active	8	0	2	-2	-20.00%	12	10	0		2	N	VP,SC	5	
135792	Lahore Central	07/11/2018	Active	23	3	0	3	15.00%	22		0		2	R	VP	0	\$50.00
47890	LAHORE COUNTRYSIDE	11/25/1987	Active	67	8	9	-1	-1.47%	63	4	0			N		0	\$850.00
151416	Lahore Dynamic	06/23/2022	Active	24	2	0	2	9.09%	22		0				M,VP,SC	10	\$200.00
126975	LAHORE FALCON	03/15/2016	Active	26	1	0	1	4.00%	23		0			N		1	\$550.00
125553	Lahore First Women	08/06/2015	Active	30	20	20	0	0.00%	30	8	0			N		0	
128913	LAHORE FRIENDS	09/26/2016	Active	53	14	9	5	10.42%	51	4	0			N		1	\$1,450.00
	Exc Award (06/30/2018, 06/30/2022, 06/30/20)																
150551	Lahore Grace Ladies	05/12/2022	Active	100	15	0	15	17.65%	85		3			N	M,SC	0	
64156	LAHORE GREEN EYE	04/09/2001	Active	20	5	0	5	33.33%	15		8		5	R		8	



# Club Health Assessment for District 305 N1 through May 2025

			Status	Membership							Reports					Finance		LCIF
Club Number	Club Name	Charter Date		Current Member Count	YTD Members Added	YTD Members Dropped	YTD Net Growth	YTD Net Growth%	Member Count 12 Months Ago	Avg. length of service for dropped members	Months Since Last MMR ***	Yrs. Since Last Officer Report	President Rotation	Vice President Reported ****	Months Since Last Activity Report ***	Account Balance	Donations for current Fiscal Year	
			Number of times on status quo within last two years	If below 15 members appears				If net loss is greater than 20% appears			If no report in 3 months appears in	When more than one year appears in	Number of repeat terms	Notes the officers that do not have an active	If no report at 12 months appears in red			
89327	LAHORE GREEN VIEW	10/27/2005	Active	14	1	0	1	7.69%	15		3			M,VP	6	90+ Days		
	Exc Award (06/30/2018)																	
25569	LAHORE GULBERG	12/27/1961	Active	28	2	4	-2	-6.67%	38	5	1			M,VP	0		\$50.00	
25568	LAHORE HOST	03/12/1957	Active	88	9	27	-18	-16.98%	127	4	0		N	M	0		\$450.00	
143229	Lahore Iqra	10/15/2020	Active	26	5	2	3	13.04%	22	2	5		N		1		\$116.00	
131779	Lahore Jinnahians	08/23/2017	Active	6	0	0	0	0.00%	22		9		2	M,VP,SC	2			
131785	Lahore Kings	03/22/2018	Active	21	2	0	2	10.53%	23		1		N	M,SC	0			
99263	LAHORE KNIGHTS	05/01/2007	Active	14	0	9	-9	-39.13%	23	9	4		2	R	2			
25570	LAHORE LIBERTY	10/30/1970	Active(1)	15	17	18	-1	-6.25%	16	17	1			R	M,SC	9		
59905	LAHORE MJF	08/14/1997	Active	59	1	0	1	1.72%	58		0		N		24+			
133575	Lahore OTC	03/01/2018	Active(1)	20	0	0	0	0.00%	20		12		2	S,M,VP,SC	3		\$50.00	
151482	Lahore Prime Melvin Jones Fellows	06/27/2022	Active	43	6	0	6	16.22%	36		6		N	T,VP	4	90+ Days	\$400.00	
131783	Lahore Ravian	11/07/2017	Active	28	3	0	3	12.00%	24		1		N		1			
57251	LAHORE ROYAL	07/26/1995	Active(1)	17	1	0	1	6.25%	21		10		2	M,VP,SC	2			
131780	Lahore Sabzazar	10/19/2017	Active(1)	20	0	0	0	0.00%	20		13		2	S,T,M,VP,SC	0			
131781	Lahore Silkians	10/24/2017	Status Quo(1)	15	3	10	-7	-31.82%	22	6	6		4	M,VP,SC	6	90+ Days		
48990	LAHORE SOCIETY	10/28/1988	Active	60	11	0	11	22.45%	80		0		N		0		\$50.00	
	Exc Award (06/30/2017, 06/30/2018, 06/30/20																	
143390	Lahore Union	10/27/2020	Status Quo(1)	6	3	0	3	100.00%	15		6		5	M,VP,SC	0	90+ Days		
143761	Layyah Crescent	12/03/2020	Active	10	0	0	0	0.00%	10		12		5	M,VP,SC	0			
106108	MULTAN AL SHAMS	08/11/2009	Active(1)	2	0	0	0	0.00%	2		3		2	S,T,M,VP,SC	24+			
130207	Multan Alfalah	10/04/2017	Active	17	0	0	0	0.00%	17		12		2	M,VP,SC	0			
128915	Multan Angels	09/29/2016	Active	20	15	0	15	300.00%	10		3			S,M,VP,SC	9	90+ Days		
41216	MULTAN CITY	04/19/1982	Active(1)	18	0	0	0	0.00%	22		0			VP	0			
48909	MULTAN CRESCENT	09/26/1988	Active	54	9	6	3	5.88%	52	5	0		N	M	0		\$1,460.00	




# Club Health Assessment for District 305 N1 through May 2025

			Status	Membership							Reports					Finance		LCIF
Club Number	Club Name	Charter Date		Current Member Count	YTD Members Added	YTD Members Dropped	YTD Net Growth	YTD Net Growth%	Member Count 12 Months Ago	Avg. length of service for dropped members	Months Since Last MMR ***	Yrs. Since Last Officer Report	President Rotation	Vice President Reported ****	Months Since Last Activity Report ***	Account Balance	Donations for current Fiscal Year	
			Number of times on status quo within last two years	If below 15 members appears	If net loss is greater than 20% appears					If no report in 3 months appears in	When more than one year appears in	Number of repeat terms	Notes the officers that do not have appears in an active	If no report at 12 months red				
115637	MULTAN CROWN	11/29/2011	Active(1)	6	4	4	0	0.00%	6	8	9			T,M,VP,SC	4	90+ Days		
140789	Multan Ettihad	03/03/2020	Active	20	5	0	5	33.33%	15		9		2	S,M,VP,SC	N/R		\$50.00	
56220	MULTAN EXECUTIVE	11/07/1994	Active(2)	24	15	1	14	140.00%	10	37	0			S,M,VP,SC	3		\$100.00	
123036	Multan Family	09/02/2014	Cancelled(8*)	0	0	18	-18	-100.00%	18	7	7		None	P,S,T,M,VP SC	18	90+ Days		
143829	Multan Gulberg	12/04/2020	Active	5	0	0	0	0.00%	5		18	1	None	P,S,T,M,VP SC	0			
147976	Multan Hope	11/18/2021	Active(1)	5	5	0	5	100.00%	0		3		2	M,VP,SC	N/R			
40913	MULTAN HOST	02/23/1982	Active(1)	20	3	0	3	17.65%	17		8		2	M,VP,SC	24+	90+ Days		
148644	Multan Indus	11/18/2021	Active(1)	24	10	1	9	60.00%	15	0	0		6	S,M,VP,SC	3			
133377	Multan Jasmine	01/16/2018	Active	26	2	0	2	8.33%	28		9			M,SC	2		\$250.00	
133113	Multan Ladies	11/09/2017	Active	20	3	0	3	17.65%	20		9		R	T,M,SC	6	90+ Days		
149640	Multan Multi Social Welfare Services	02/18/2022	Active(1)	9	12	18	-6	-40.00%	15	1	1			S,M,VP,SC	0			
144677	Multan Premier	12/30/2020	Active	44	15	19	-4	-8.33%	48	2	0		N	T	2		\$550.00	
96980	MULTAN PROGRESSIVE	04/24/2006	Active	15	0	0	0	0.00%	15		12		5	M,VP,SC	0			
65236	MULTAN PUNJNAD	04/02/2002	Active	36	5	3	2	5.88%	37	1	2		N		0		\$200.00	
Exc Award (06/30/2022)																		
151417	Multan Rose	06/20/2022	Active(1)	5	6	1	5	100.00%	0	0	3		4	M,VP,SC	N/A	90+ Days		
99314	MULTAN SERVICES	06/29/2007	Active	17	0	0	0	0.00%	17		16	1	None	P,S,T,M,VP SC	0			
133455	Multan Shah Rukna E Alam	03/01/2018	Active	8	0	0	0	0.00%	8		13		2	M,VP,SC	2			
143984	Multan Special Persons	12/22/2020	Active	15	0	0	0	0.00%	15		12		5	S,M,VP,SC	0			
45808	MULTAN STARS	02/11/1986	Active	3	0	0	0	0.00%	3		16	1	None	P,S,T,M,VP SC	0			
151418	Multan Steel	06/20/2022	Active(2)	1	1	0	1	100.00%	0		0		3	S,T,M,VP,SC	N/R			
140900	Multan Tulip	02/27/2020	Active	10	5	0	5	100.00%	5		3		3	S,M,VP,SC	9			
144502	Multan Umeed E Saher	12/30/2020	Active	16	0	0	0	0.00%	16		13		5	M,VP,SC	0			
99315	MULTAN UNITY	06/29/2007	Active	18	0	0	0	0.00%	18		11			VP	6			
133342	Multan Vision	02/14/2018	Active	20	11	0	11	122.22%	12		0			M,VP,SC	1			



## Club Health Assessment for District 305 N1 through May 2025

			Status	Membership							Reports					Finance	LCIF
Club Number	Club Name	Charter Date		Current Member Count	YTD Members Added	YTD Members Dropped	YTD Net Growth	YTD Net Growth%	Member Count 12 Months Ago	Avg. length of service for dropped members	Months Since Last MMR ***	Yrs. Since Last Officer Report	President Rotation	Vice President Reported ****	Months Since Last Activity Report ***	Account Balance	Donations for current Fiscal Year
			Number of times on status quo within last two years	If below 15 members appears				If net loss is greater than 20% appears			If no report in 3 months appears in	When more than one year appears in	Number of repeat terms	Notes the officers that do not have an active	If no report at 12 months appears in red		
148789	Muzaffargarh Rooshan	11/26/2021	Active	16	0	0	0	0.00%	15		2			S,M,VP,SC	0		
133054	Sayyedwala Excellent	11/09/2017	Active	3	0	0	0	0.00%	3		12		2	M,VP,SC	24+		
57616	SHAHKOT	12/13/1995	Active(1)	25	6	2	4	19.05%	21	3	1			T,M,VP,SC	3		
137836	Sheikhupura Hiran Minar	04/30/2019	Active	20	3	0	3	17.65%	16		0		3	N SC	0		\$50.00
59247	SHEIKHUPURA SHAHEEN	03/10/1997	Active	21	1	0	1	5.00%	20		0		3	M,VP	0		
132959	Sheikhupura Waris Shah	11/21/2017	Active(1)	10	5	4	1	11.11%	15	3	0		8	R M,SC	3		


Clubs Cancelled Previous Fiscal Year – Clubs Cancelled within last 12 months may be reinstated

Club Number	Club Name	Charter Date	Current Status*	Cancellation Date
146943	Faisalabad Champs	07/04/2021	Cancelled(8*)	06/29/2024
133278	Faisalabad Sapphire	12/19/2017	Cancelled(8*)	08/29/2023
146930	Lahore Heritage	07/04/2021	Cancelled(8*)	12/29/2023
146927	Lahore United	07/04/2021	Cancelled(8*)	10/29/2023
146912	Lahore Alliance	07/04/2021	Cancelled(8*)	08/29/2023
140209	Lahore Evergreen	01/17/2020	Cancelled(8*)	06/29/2024
59030	LAHORE SADDAR	01/27/1997	Cancelled(8*)	12/29/2023
148834	Multan Cyber	01/28/2022	Cancelled(8*)	02/29/2024
140014	Multan Gulistan	01/31/2020	Cancelled(8*)	10/29/2023
140153	Multan New Horizon	01/29/2020	Cancelled(8*)	12/29/2023
140210	Multan Unique Ladies	01/23/2020	Cancelled(8*)	10/29/2023

Current Total Clubs Count	YTD New Clubs Count	YTD Cancelled Clubs Count	YTD Net Club Gain	Current Total Members Count	YTD Add	YTD Drop	YTD Net Growth	YTD Net Growth %	Member Count 12 Months Ago	Average Member Count Per Club	% of Clubs with less than 20 members	% No MMR in 3 Months	% No Officer Report in 12 Months	% of Clubs with balance 90+ days	Number of Clubs in Status Quo	% Status Quo Clubs in Financial Suspension	Number of Cancelled Clubs	Average Cancelled Club Age	Members Lost Due to Cancellation	% of Clubs Cancelled for Non-Financial Reasons
117	8	2	6	2,614	760	305	455	21.07%	2,433	22	45%	56%	3%	16%	6	100%	2	37	30	-550%



Club Health Assessment for District 305 N1 through May 2025


			Status	Membership							Reports					Finance	LCIF
Club Number	Club Name	Charter Date		Current Member Count	YTD Members Added	YTD Members Dropped	YTD Net Growth	YTD Net Growth%	Member Count 12 Months Ago	Avg. length of service for dropped members	Months Since Last MMR ***	Yrs. Since Last Officer Report	President Rotation	Vice President Reported ****	Months Since Last Activity Report ***	Account Balance	Donations for current Fiscal Year
			Number of times on status quo within last two years	If below 15 members appears				If net loss is greater than 20% appears			If no report in 3 months appears in	When more than one year appears in	Number of repeat terms	Notes the officers that do not have an active	If no report at 12 months appears in red		

\* - P - Priority Club. Cancellation Reasons: 1-Objectives/conduct, 2-Non-active club, 5-Non-existing club, 6-Disbanding, 7-Merger, 8-Financial Suspension, 9-District/Multiple District Dues.  
\*\* - Abbreviation: P-President, S-Secretary, T-Treasurer, M-Member Chairperson, VP-First Vice President, MC-Communications Chairperson, SC-Service Chairperson  
\*\*\* - Abbreviation: N/R - Never reported using the Lions Clubs website, N/A - Not applicable, No password registered for the Lions Clubs website.  
\*\*\*\* - Abbreviation: N - New, IP - Immediate Past, R - Repeat.





# Club Health Assessment for District 305 N2 through May 2025

			Status	Membership							Reports					Finance	LCIF
Club Number	Club Name	Charter Date		Current Member Count	YTD Members Added	YTD Members Dropped	YTD Net Growth	YTD Net Growth%	Member Count 12 Months Ago	Avg. length of service for dropped members	Months Since Last MMR ***	Yrs. Since Last Officer Report	President Rotation	Vice President Reported ****	Months Since Last Activity Report ***	Account Balance	Donations for current Fiscal Year
			Number of times on status quo within last two years	If below 15 members appears				If net loss is greater than 20% appears			If no report in 3 months appears in	When more than one year appears in	Number of repeat terms	Notes the officers that do not have appears in an active	If no report at 12 months red		
Clubs less than two years old																	
177343	Gujranwala Galaxy	08/19/2024	Active	20	20	0	20	100.00%	0		1			N	SC	8	\$260.00
175246	Gujranwala Perennial	07/29/2024	Active	21	21	0	21	100.00%	0		2			N		5	
180689	Islamabad Ahmad Cheema	02/10/2025	Active	20	20	0	20	100.00%	0		3			N	T,M,VP,SC	N/R	90+ Days
157328	Islamabad Executive	02/22/2024	Active	20	13	5	8	66.67%	20	1	0		2	N	M,VP,SC	0	90+ Days
157131	Islamabad Gems	01/19/2024	Active	23	3	0	3	15.00%	20		0			N		2	\$600.00
157066	Islamabad Umeed E Zindagi	03/18/2024	Cancelled(8*)	0	0	19	-19	-100.00%	19	1	1		None		P,S,T,M,VP SC	N/R	90+ Days
157542	Jhelum Gems	05/16/2024	Active	115	95	0	95	475.00%	20		0				VP,SC	0	90+ Days
157732	Mandi Bahauddin Ladies	04/25/2024	Active	20	0	0	0	0.00%	20		10		2	N	M,VP,SC	2	
155523	Peshawar Multicultural Gems	08/10/2023	Active	23	14	10	4	21.05%	22	1	0		2	N	M,SC	16	
156605	Sialkot Apollo	01/12/2024	Active	10	0	10	-10	-50.00%	20	3	0		2		S,T,M,VP,SC	14	
156662	Sialkot Doctors	01/12/2024	Active	10	0	10	-10	-50.00%	20	3	0		2		T,M,VP,SC	N/A	
157065	Sialkot Gems	01/15/2024	Active	40	15	1	14	53.85%	33	0	0		2	N		2	\$190.00
156485	Sialkot Independent	10/30/2023	Active(1)	9	1	0	1	12.50%	25		6		2	N	M,SC	3	90+ Days
156606	Sialkot Khawateen	01/15/2024	Active	15	0	5	-5	-25.00%	20	4	5		2		M,VP,SC	N/A	
Clubs more than two years old																	
143880	Ali Pur Chattha Chenab	12/29/2020	Active	15	0	0	0	0.00%	15		15		None		P,S,T,M,VP SC	N/R	
150207	Chakwal Crescent	05/30/2022	Status Quo(1)	12	0	0	0	0.00%	12		14		4	R	M,VP,SC	N/A	90+ Days
58792	D I KHAN	10/24/1996	Active	25	0	3	-3	-10.71%	28	24	9		4		M,VP,SC	2	
149464	Daska	02/04/2022	Active	15	0	0	0	0.00%	15		9		2		S,M,VP,SC	N/A	
148401	Ghuinke	11/23/2021	Active	29	10	22	-12	-29.27%	41	3	0			N	M	1	\$845.00
Exc Award (06/30/2024)																	
25553	GUJRANWALA	01/10/1961	Active(1)	16	0	0	0	0.00%	16		5		4		VP,SC	24+	
136075	Gujranwala City	08/17/2018	Active(2)	15	2	2	0	0.00%	15	1	3			N		9	
Exc Award (06/30/2022)																	
143783	Gujranwala Entrepreneur	01/03/2021	Active	14	1	5	-4	-22.22%	20	2	5			N	M	3	\$155.00





## Club Health Assessment for District 305 N2 through May 2025

			Status	Membership							Reports					Finance	LCIF
Club Number	Club Name	Charter Date		Current Member Count	YTD Members Added	YTD Members Dropped	YTD Net Growth	YTD Net Growth%	Member Count 12 Months Ago	Avg. length of service for dropped members	Months Since Last MMR ***	Yrs. Since Last Officer Report	President Rotation	Vice President Reported ****	Months Since Last Activity Report ***	Account Balance	Donations for current Fiscal Year
			Number of times on status quo within last two years	If below 15 members appears				If net loss is greater than 20% appears			If no report in 3 months appears in	When more than one year appears in	Number of repeat terms	Notes the officers that do not have an active	If no report at 12 months appears in red		
59320	GUJRANWALA EXECUTIVE	04/02/1997	Active	15	0	0	0	0.00%	15		4		20	R SC	24+		
149686	Gujranwala Incredible Ladies	02/24/2022	Active	4	4	4	0	0.00%	11	4	0			N S	1		
149619	Gujranwala United	02/08/2022	Active(1)	15	1	3	-2	-11.76%	26	3	1			N M	1		\$1,700.00
45717	GUJRAT CHENAB	01/09/1986	Status Quo(3)	7	7	7	0	0.00%	7	27	8			M,VP,SC	24+	90+ Days	
149360	Gujrat City	02/09/2022	Active	15	3	5	-2	-11.76%	17	3	0		None	P,S,M,VP,SC	N/A		
63028	GUJRAT DR AKRAM MIRZA	04/04/2000	Status Quo(1)	19	0	0	0	0.00%	22		11			VP	21	90+ Days	
142487	Gujrat Falcons	08/06/2020	Active	32	12	0	12	60.00%	20		2		5	S,M,VP,SC	N/R		
146587	Gujrat Global	06/23/2021	Status Quo(2)	20	0	0	0	0.00%	20		19	1	None	P,S,T,M,VP SC	19	90+ Days	
144531	Gujrat Lucky	12/30/2020	Active	15	0	0	0	0.00%	15		24	2	None	P,S,T,M,VP SC	N/R		
50095	GUJRAT PROGRESSIVE	01/15/1990	Active(1)	7	0	1	-1	-12.50%	8	6	4		3	T,M,VP,SC	24+	90+ Days	
50985	GUJRAT YOUNG FELLOWS	10/01/1990	Active	43	4	1	3	7.50%	46	12	3			N VP,SC	1	90+ Days	\$350.00
Exc Award (06/30/2024)																	
146438	Islamabad Aspire	06/23/2021	Active	10	0	5	-5	-33.33%	15	4	0			T,M,VP,SC	N/R		
146437	Islamabad Beacon	06/23/2021	Active	15	0	0	0	0.00%	15		1		5	N S,SC	13		
124410	Islamabad Ch. Muhammad Hussain Natt Memorial	03/19/2015	Status Quo(2)	11	2	0	2	22.22%	9		1		4	R SC	21	90+ Days	
151297	Islamabad Chinar	06/23/2022	Active	12	1	4	-3	-20.00%	15	3	0			N VP	16		
103413	ISLAMABAD CITY	08/13/2008	Active	16	10	4	6	60.00%	11	0	0			N S,VP	0	90+ Days	
109261	ISLAMABAD COSMOPOLITAN	09/20/2010	Active	11	1	0	1	10.00%	10		10			N M,SC	18		
Exc Award (06/30/2016)																	
123452	Islamabad Countryside	10/27/2014	Active(2)	12	18	6	12	100.00%	9	2	0			N M,SC	0		
106819	ISLAMABAD CRESCENT	11/03/2009	Active(2)	19	6	8	-2	-9.52%	21	1	1			N T,M,SC	0	90+ Days	
Exc Award (06/30/2022)																	
151170	Islamabad Crescent Star	06/20/2022	Active(1)	23	13	0	13	130.00%	13		2			N	0		
133264	Islamabad D Watson	02/22/2018	Active(1)	25	2	2	0	0.00%	25	1	1		None	P,VP,SC	24+		
151298	Islamabad Diamond Cultural and Tourist	06/28/2022	Active(1)	10	2	2	0	0.00%	10	2	0		4	M,VP	10	90+ Days	



# Club Health Assessment for District 305 N2 through May 2025

			Status	Membership							Reports					Finance		LCIF
Club Number	Club Name	Charter Date		Current Member Count	YTD Members Added	YTD Members Dropped	YTD Net Growth	YTD Net Growth%	Member Count 12 Months Ago	Avg. length of service for dropped members	Months Since Last MMR ***	Yrs. Since Last Officer Report	President Rotation	Vice President Reported ****	Months Since Last Activity Report ***	Account Balance	Donations for current Fiscal Year	
			Number of times on status quo within last two years	If below 15 members appears				If net loss is greater than 20% appears			If no report in 3 months appears in	When more than one year appears in	Number of repeat terms	Notes the officers that do not have an active	If no report at 12 months red			
133910	Islamabad Founder	03/05/2018	Status Quo(1)	21	6	0	6	40.00%	15		1		2	R	0	90+ Days		
132155	ISLAMABAD GALAXY	07/12/2017	Active	9	1	1	0	0.00%	9	6	0			N	VP,SC	21	90+ Days	
131977	Islamabad Gazania Elites	07/13/2017	Active(1)	14	0	0	0	0.00%	15		0	1	None		P,S,T,M,VP SC	24+		
149423	Islamabad Pride	01/19/2022	Active	10	0	5	-5	-33.33%	15	4	0				P,M,VP,SC	N/R		
141232	Islamabad Progressive	03/24/2020	Active	56	6	3	3	5.66%	53	3	1			IP		0	\$4,000.00	
Exc Award (06/30/2022, 06/30/2023, 06/30/2024)																		
146781	Islamabad Queens	06/23/2021	Active	10	0	5	-5	-33.33%	15	4	0		None		P,M,VP,SC	N/A		
57676	ISLAMABAD SUNSHINE	12/28/1995	Active	22	7	1	6	37.50%	18	2	0				VP,SC	2	\$1,120.00	
151162	Islamabad The Capital	06/20/2022	Active(2)	13	2	0	2	18.18%	11		4		4		VP,SC	7	\$50.00	
117133	ISLAMABAD TOLERANCE	06/29/2012	Active	21	11	10	1	5.00%	20	5	0			N	M	3	90+ Days	
120968	Islamabad Tolerance Campus	01/27/2014	Active	10	0	0	0	0.00%	10		12		3	R	VP	24+		
137664	Islamabad United	03/26/2019	Active(1)	14	7	3	4	40.00%	9	7	0		2		S,M,VP,SC	1	\$50.00	
39370	JHELUM AL-HAQIQ	01/26/1981	Active	28	3	9	-6	-17.65%	39	8	0			N	VP	7	90+ Days	
146588	Jhelum Dynamic	06/19/2021	Active(1)	13	1	0	1	8.33%	12		0			N	M,SC	1		
77960	JHELUM NEW CITY	12/16/2003	Active	26	1	0	1	4.00%	26		0		3	N	S,M,VP	2	90+ Days	
Exc Award (06/30/2021)																		
121699	Jhelum Popular	04/25/2014	Active	23	2	3	-1	-4.17%	32	8	0			N		2		
102162	JHELUM ROHTAS	05/21/2008	Active	26	1	6	-5	-16.13%	47	4	0			N	SC	11	90+ Days	
98977	JHELUM ROYAL	04/02/2007	Active(1)	23	4	1	3	15.00%	37	8	0				VP	6	\$100.00	
Exc Award (06/30/2017, 06/30/2020)																		
131914	Jhelum Royal Diamond	07/05/2017	Active(2)	14	14	0	14	100.00%	15		7		2	N	SC	4		
133662	Jhelum Royal Platinum	05/04/2018	Active	22	5	5	0	0.00%	31	2	0			N	M,SC	18	90+ Days	
Exc Award (06/30/2020, 06/30/2021)																		
87848	JHELUM UFD	04/21/2005	Status Quo(1)	17	0	0	0	0.00%	17		21			N	P,SC	22	90+ Days	
56399	KHARIAN NEW KHARIAN	01/09/1995	Active(1)	11	0	0	0	0.00%	11		7		None		P,T,M,VP,SC	5	90+ Days	
123846	Kunjah	12/30/2014	Active	40	15	0	15	60.00%	25		3			N	M,VP,SC	7	\$100.00	



# Club Health Assessment for District 305 N2 through May 2025

			Status	Membership							Reports					Finance		LCIF
Club Number	Club Name	Charter Date		Current Member Count	YTD Members Added	YTD Members Dropped	YTD Net Growth	YTD Net Growth%	Member Count 12 Months Ago	Avg. length of service for dropped members	Months Since Last MMR ***	Yrs. Since Last Officer Report	President Rotation	Vice President Reported ****	Months Since Last Activity Report ***	Account Balance	Donations for current Fiscal Year	
			Number of times on status quo within last two years	If below 15 members appears					If net loss is greater than 20% appears			If no report in 3 months appears in	When more than one year appears in	Number of repeat terms	Notes the officers that do not have appears in an active	If no report at 12 months red		
Exc Award (06/30/2020, 06/30/2023, 06/30/2025)																		
131915	Kunjah Emergeing	07/14/2017	Active	20	0	0	0	0.00%	20		14	1	None	P,S,T,M,VP SC	20		\$50.00	
133479	Mandi Bahauddin	02/08/2018	Active	40	0	0	0	0.00%	40		0			N	M	2	\$900.00	
Exc Award (06/30/2020)																		
144194	Mandi Bahauddin City	12/30/2020	Active	12	6	1	5	71.43%	7	0	1		2	N		1		
140058	Mandi Bahauddin Gondal	10/29/2019	Active	9	0	0	0	0.00%	11		11			N	S,M,VP	15		
146690	Mandi Bahauddin Nice	06/23/2021	Active	15	0	0	0	0.00%	15		1				M,VP,SC	N/A		
144195	Mandi Bahauddin Star	12/29/2020	Active	7	3	0	3	75.00%	4		0				VP,SC	N/A		
146689	Mandi Bahaudin Welfare	06/23/2021	Active	15	0	0	0	0.00%	15		4			N		12	\$150.00	
149888	Narowal	02/23/2022	Status Quo(1)	20	0	0	0	0.00%	20		14		None	P,S,T,M,VP SC	N/R	90+ Days		
57830	NOWSHERA	02/05/1996	Active	22	3	4	-1	-4.35%	23	8	2		2		P,M,VP	20		
125861	Nowshera Anwar-UI-Haq	09/28/2015	Active	12	0	0	0	0.00%	12		17			N	SC	24+		
151494	Peshawar Azmari	06/24/2022	Cancelled(8*)	0	0	1	-1	-100.00%	1	20	10	1	None	P,S,T,M,VP SC	24+	90+ Days		
60624	PESHAWAR GUL BAHAR	04/07/1998	Cancelled(8*)	0	0	1	-1	-100.00%	1	0	10	1	None	P,S,T,M,VP SC	13	90+ Days		
143323	Peshawar Hayatabad Ladies	11/18/2020	Cancelled(8*)	0	0	1	-1	-100.00%	1	4	10	1	None	P,S,T,M,VP SC	24+	90+ Days		
43259	PESHAWAR KHYBER	12/05/1983	Active	28	2	0	2	7.69%	27		0		2	R		3		
138071	Peshawar Nisa	06/21/2019	Cancelled(8*)	0	0	2	-2	-100.00%	2	0	10	1	None	P,S,T,M,VP SC	24+	90+ Days		
54843	QUETTA CHILTON	08/31/1993	Active	25	0	9	-9	-26.47%	34	8	0			N	S,VP	1	\$300.00	
61306	RAWALPINDI RAWAL	12/01/1998	Active	36	5	2	3	9.09%	33	16	0			N		5	\$360.00	
59035	SAMBRIAL	01/27/1997	Active	27	0	0	0	0.00%	27		0		2		VP,SC	15	90+ Days	
143682	Sambrial Meesaq	11/25/2020	Active	15	0	0	0	0.00%	15		13		2		T,M,VP,SC	N/R		
143649	Sambrial Stallions	11/26/2020	Active	15	0	0	0	0.00%	15		13		None	P,S,T,M,VP SC	N/R			
25578	SIALKOT	01/09/1961	Active	35	0	0	0	0.00%	35		0			N	SC	13	\$3,163.94	
143646	Sialkot Adams	11/19/2020	Active	15	0	0	0	0.00%	15		13				S,M,VP,SC	N/A		
137307	Sialkot Al Nisa	01/30/2019	Active	12	0	0	0	0.00%	20		0		None	P,S,T,M,VP SC	N/R			




# Club Health Assessment for District 305 N2 through May 2025

			Status	Membership							Reports					Finance		LCIF
Club Number	Club Name	Charter Date		Current Member Count	YTD Members Added	YTD Members Dropped	YTD Net Growth	YTD Net Growth%	Member Count 12 Months Ago	Avg. length of service for dropped members	Months Since Last MMR ***	Yrs. Since Last Officer Report	President Rotation	Vice President Reported ****	Months Since Last Activity Report ***	Account Balance	Donations for current Fiscal Year	
			Number of times on status quo within last two years	If below 15 members appears				If net loss is greater than 20% appears			If no report in 3 months appears in	When more than one year appears in	Number of repeat terms	Notes the officers that do not have an active	If no report at 12 months red			
59036	SIALKOT AL-JANNAT	01/27/1997	Active	15	0	10	-10	-40.00%	25	10	0			M,VP,SC	22			
50986	SIALKOT AL-KAMAL	10/01/1990	Active	12	0	13	-13	-52.00%	25	3	0		R	VP	5		\$1,000.00	
143585	Sialkot Allama Iqbal	11/13/2020	Active	15	0	0	0	0.00%	15		9		2	M,VP,SC	14			
143819	Sialkot Almas	12/15/2020	Active	15	0	0	0	0.00%	15		13			T,M,VP,SC	21			
143861	Sialkot Arikbro	12/23/2020	Status Quo(1)	12	5	8	-3	-20.00%	16	2	0			S,VP,SC	1	90+ Days	\$20.00	
143713	Sialkot Beacon	12/11/2020	Active	10	0	5	-5	-33.33%	15	4	0			M,VP,SC	N/R			
66653	SIALKOT CITY	09/23/2002	Active	28	8	0	8	40.00%	20		1			S,VP	2		\$200.00	
125676	Sialkot Dynamic	08/26/2015	Active(1)	15	0	12	-12	-44.44%	27	6	5			M,VP,SC	18		\$250.00	
123238	Sialkot Eden	10/13/2014	Active	69	52	19	33	91.67%	32	7	0			VP,SC	10		\$2,115.00	
Exc Award (06/30/2017)																		
123939	Sialkot Eden Crown	01/20/2015	Status Quo(1)	10	0	0	0	0.00%	23		0			M,VP,SC	9	90+ Days	\$125.00	
121915	Sialkot Eden Fellows	04/28/2014	Cancelled(8*)	0	0	25	-25	-100.00%	25	7	0		None	P,S,T,M,VP SC	22	90+ Days		
121836	Sialkot Eden Host	04/15/2014	Cancelled(8*)	0	0	32	-32	-100.00%	35	6	9		None	P,S,T,M,VP SC	19	90+ Days		
121834	Sialkot Eden Smile	04/15/2014	Cancelled(8*)	0	0	10	-10	-100.00%	11	7	3		None	P,S,T,M,VP SC	24+	90+ Days		
143447	Sialkot Family	11/05/2020	Active	20	0	0	0	0.00%	20		9			S,M,VP,SC	N/R			
143764	Sialkot Helping Hands	12/11/2020	Active	10	0	5	-5	-33.33%	15	4	0			M,VP,SC	14			
143763	Sialkot Iconic	12/15/2020	Active	15	0	0	0	0.00%	15		9			T,M,VP,SC	N/A			
121906	Sialkot Kings Campus	04/29/2014	Active	25	0	0	0	0.00%	25		13		2	M,VP,SC	14			
133442	Sialkot Ladies	03/13/2018	Active	18	0	7	-7	-28.00%	25	6	0			N SC	14		\$410.92	
123708	Sialkot Legends	11/26/2014	Active	25	0	0	0	0.00%	25		43		None	P,S,T,M,VP SC	24+			
149410	Sialkot Majestic	12/29/2021	Active	10	0	5	-5	-33.33%	15	4	0			P,T,M,VP,SC	N/A			
149475	Sialkot Pak	01/18/2022	Active	15	0	0	0	0.00%	15		9			M,VP,SC	N/A			
143448	Sialkot Pearls	10/29/2020	Active	9	0	6	-6	-40.00%	15	3	0			M,VP,SC	N/A			
143647	Sialkot Pioneers	11/19/2020	Active(1)	16	0	0	0	0.00%	16		13	1	None	P,S,T,M,VP SC	15			
144123	Sialkot Pride	12/29/2020	Active(1)	265	0	0	0	0.00%	265		16	1	None	P,S,T,M,VP SC	14			



# Club Health Assessment for District 305 N2 through May 2025

			Status	Membership							Reports					Finance	LCIF
Club Number	Club Name	Charter Date		Current Member Count	YTD Members Added	YTD Members Dropped	YTD Net Growth	YTD Net Growth%	Member Count 12 Months Ago	Avg. length of service for dropped members	Months Since Last MMR ***	Yrs. Since Last Officer Report	President Rotation	Vice President Reported ****	Months Since Last Activity Report ***	Account Balance	Donations for current Fiscal Year
			Number of times on status quo within last two years	If below 15 members appears				If net loss is greater than 20% appears			If no report in 3 months appears in	When more than one year appears in	Number of repeat terms	Notes the officers that do not have an active	If no report at 12 months appears in red		
125508	Sialkot Real	08/18/2015	Active	15	3	19	-16	-51.61%	31	5	0			T,M,VP	14		
121131	Sialkot Royal	01/16/2014	Active(1)	16	2	0	2	14.29%	14		5			VP	1	90+ Days	
78647	SIALKOT STARS	03/31/2004	Active	42	10	22	-12	-22.22%	54	4	0			N	1		\$3,817.72
Exc Award (06/30/2021, 06/30/2022, 06/30/20																	
57426	SIALKOT SUNSHINE	10/16/1995	Active	34	7	0	7	25.93%	36		6			M,VP,SC	0		\$2,219.00
143495	Sialkot The Light	11/06/2020	Active	7	0	9	-9	-56.25%	16	4	0			M,VP,SC	14		
143648	Sialkot Thinkers	12/01/2020	Active	9	0	6	-6	-40.00%	15	4	0		None	P,M,VP,SC	14		
141423	Sialkot Usha Daniel Christian	04/15/2020	Active	15	0	0	0	0.00%	15		0		None	P,T,M,VP,SC	N/R		
149402	Sialkot Vibrant	12/27/2021	Active	10	0	5	-5	-33.33%	15	4	0		4	M,VP,SC	N/R		
143735	Sialkot Women	12/11/2020	Active	20	0	0	0	0.00%	20		9	1	None	P,S,T,M,VP SC	3		\$300.00
Exc Award (06/30/2024)																	
143879	Swat	12/17/2020	Status Quo(2)	15	0	0	0	0.00%	15		16	1	None	P,S,T,M,VP SC	24+	90+ Days	

Clubs Cancelled Previous Fiscal Year – Clubs Cancelled within last 12 months may be reinstated

Club Number	Club Name	Charter Date	Current Status*	Cancellation Date
151295	Chaman	06/21/2022	Cancelled(8*)	12/29/2023
123079	Gujrat Bara Dari Eden	09/11/2014	Cancelled(8*)	06/29/2024
151419	Islamabad Greens	06/28/2022	Cancelled(8*)	12/29/2023
151316	Islamabad M3 Homes	06/23/2022	Cancelled(8*)	08/29/2023
151242	Islamabad Nilofar Ladies	06/29/2022	Cancelled(8*)	09/29/2023
151495	Islamabad Women Leaders	06/24/2022	Cancelled(8*)	12/29/2023
131980	Jhelum Chambers	07/14/2017	Cancelled(8*)	08/29/2023
146128	Jhelum Innovative	06/23/2021	Cancelled(8*)	08/29/2023
133439	Jhelum Public	02/16/2018	Cancelled(8*)	08/29/2023
121630	Jhelum Radiant	03/28/2014	Cancelled(8*)	09/29/2023
124142	Jhelum Royal Gold	02/19/2015	Cancelled(8*)	06/29/2024
147020	Jhelum Royal Monarch	07/07/2021	Cancelled(8*)	06/29/2024



## Club Health Assessment for District 305 N2 through May 2025

				Status		Membership							Reports					Finance		LCIF
Club Number	Club Name	Charter Date			Current Member Count	YTD Members Added	YTD Members Dropped	YTD Net Growth	YTD Net Growth%	Member Count 12 Months Ago	Avg. length of service for dropped members	Months Since Last MMR ***	Yrs. Since Last Officer Report	President Rotation	Vice President Reported ****	Months Since Last Activity Report ***	Account Balance	Donations for current Fiscal Year		
				Number of times on status quo within last two years	If below 15 members appears				If net loss is greater than 20% appears			If no report in 3 months appears in	When more than one year appears in	Number of repeat terms	Notes the officers that do not have an active	If no report at 12 months appears in red				
150861	Jhelum Unity	05/25/2022	Cancelled(8*)		09/29/2023															
43920	MARDAN	05/23/1984	Cancelled(8*)		06/29/2024															
147830	Mardan Endeavour	09/09/2021	Cancelled(8*)		06/29/2024															
151255	Panjgur	06/24/2022	Cancelled(8*)		12/29/2023															
41397	PESHAWAR	05/19/1982	Cancelled(8*)		06/29/2024															
140486	Peshawar Forward	12/30/2019	Cancelled(8*)		06/29/2024															
99676	PESHAWAR ICMS	06/10/2008	Cancelled(8*)		06/29/2024															
151029	Peshawar Khyber United	06/17/2022	Cancelled(8*)		08/29/2023															
147048	Quetta Juniper	07/26/2021	Cancelled(8*)		06/29/2024															
131979	Sahowala	09/28/2017	Cancelled(8*)		06/29/2024															
154145	Sialkot Peoples	05/26/2023	Cancelled(8*)		12/29/2023															
140619	Sialkot Prime	01/20/2020	Cancelled(8*)		06/29/2024															
Current Total Clubs Count	YTD New Clubs Count	YTD Cancelled Clubs Count	YTD Net Club Gain	Current Total Members Count	YTD Add	YTD Drop	YTD Net Growth	YTD Net Growth %	Member Count 12 Months Ago	Average Member Count Per Club	% of Clubs with less than 20 members	% No MMR in 3 Months	% No Officer Report in 12 Months	% of Clubs with balance 90+ days	Number of Clubs in Status Quo	% Status Quo Clubs in Financial Suspension	Number of Cancelled Clubs	Average Cancelled Club Age	Members Lost Due to Cancellation	% of Clubs Cancelled for Non-Financial Reasons
115	3	8	-5	2,478	493	435	58	2.40%	2,602	22	61%	41%	7%	25%	11	100%	8	31	91	-300%

\* - P - Priority Club. Cancellation Reasons: 1-Objectives/conduct, 2-Non-active club, 5-Non-existing club, 6-Disbanding, 7-Merger, 8-Financial Suspension, 9-District/Multiple District Dues.

\*\* - Abbreviation: P-President, S-Secretary, T-Treasurer, M-Member Chairperson, VP-First Vice President, MC-Communications Chairperson, SC-Service Chairperson

\*\*\* - Abbreviation: N/R - Never reported using the Lions Clubs website, N/A - Not applicable, No password registered for the Lions Clubs website.

\*\*\*\* - Abbreviation: N - New, IP - Immediate Past, R - Repeat.



# Club Health Assessment for District 305 S through May 2025

			Status	Membership						Reports					Finance		LCIF
Club Number	Club Name	Charter Date		Current Member Count	YTD Members Added	YTD Members Dropped	YTD Net Growth	YTD Net Growth%	Member Count 12 Months Ago	Avg. length of service for dropped members	Months Since Last MMR ***	Yrs. Since Last Officer Report	President Rotation	Vice President Reported ****	Months Since Last Activity Report ***	Account Balance	Donations for current Fiscal Year
			Number of times on status quo within last two years	If below 15 members appears				If net loss is greater than 20% appears			If no report in 3 months appears in	When more than one year appears in	Number of repeat terms	Notes the officers that do not have an active	If no report at 12 months appears in red		
Clubs less than two years old																	
178058	Hyderabad Defence	10/22/2024	Active	20	20	0	20	100.00%	0		7			M,VP,SC	N/R	90+ Days	
156284	Hyderabad National	10/17/2023	Active	6	2	0	2	50.00%	20		5		2	S,M,VP,SC	N/A		
178570	Karachi Friends	10/18/2024	Active	20	20	0	20	100.00%	0		7			M,VP,SC	6		
156501	Karachi Korangi Creek	01/25/2024	Status Quo(1)	20	0	0	0	0.00%	20		16		None	P,S,T,M,VP SC	N/R	90+ Days	
Clubs more than two years old																	
150552	Bhit Shah	04/19/2022	Active	15	0	0	0	0.00%	15		8		3	S,M,VP,SC	8		
63312	HYDERABAD AL-UMEED	06/14/2000	Active	4	0	0	0	0.00%	4		12		5	S,M,VP,SC	24+		
146822	Hyderabad Dall Mills Owners Association	06/22/2021	Active	31	0	0	0	0.00%	31		16			S,M,VP,SC	N/R		
133347	Hyderabad Executive	02/27/2018	Active	3	1	0	1	50.00%	5		3		6	M,VP,SC	N/R		
47923	HYDERABAD GOOD HOPE	12/08/1987	Active	54	15	1	14	35.00%	42	11	1		N	T,M,VP,SC	3		
149994	Hyderabad Gracious	03/03/2022	Active	3	0	0	0	0.00%	3		2		4	S,T,M,VP,SC	N/A		
25556	HYDERABAD HOST	03/05/1957	Active	64	19	8	11	20.75%	53	4	4		3	M,VP,SC	0		(\$171.50)
	Exc Award (06/30/2022)																
38710	HYDERABAD INDUS	06/29/1980	Active	37	5	9	-4	-9.76%	65	12	1		N	M,VP,SC	3		
	Exc Award (06/30/2020)																
119535	HYDERABAD LODHIS	06/04/2013	Active	8	0	0	0	0.00%	8		14		3	S,M,VP,SC	14		
146146	Hyderabad Matli	06/04/2021	Active	4	0	0	0	0.00%	4		12			P,T,M,VP,SC	N/R		
147929	Hyderabad Mehfooz	08/19/2021	Active	25	5	0	5	25.00%	20		7		4	M,VP,SC	3		
	Exc Award (06/30/2022)																
142234	Hyderabad Royal	07/14/2020	Status Quo(1)	21	0	0	0	0.00%	21		0	1	None	P,S,T,M,VP SC	6	90+ Days	
133358	Hyderabad Siddique	02/08/2018	Active	10	0	0	0	0.00%	10		12		5	T,M,VP,SC	N/R		
119791	Hyderabad Society	06/28/2013	Active	8	0	0	0	0.00%	8		24	1	None	P,S,T,M,VP SC	24+		\$100.00
150174	Hyderabad Wilcrest	03/14/2022	Active(1)	3	0	0	0	0.00%	3		10		3	M,VP,SC	N/R		
25559	KARACHI	02/20/1956	Active(2)	22	0	0	0	0.00%	22		23	1	None	P,S,T,M,VP SC	24+		
25560	KARACHI AIRPORT	04/06/1961	Active	25	0	0	0	0.00%	27		11		N	VP	9		





# Club Health Assessment for District 305 S through May 2025

			Status	Membership							Reports					Finance		LCIF				
Club Number	Club Name	Charter Date		Current Member Count	YTD Members Added	YTD Members Dropped	YTD Net Growth	YTD Net Growth%	Member Count 12 Months Ago	Avg. length of service for dropped members	Months Since Last MMR ***	Yrs. Since Last Officer Report	President Rotation	Vice President Reported ****	Months Since Last Activity Report ***	Account Balance	Donations for current Fiscal Year					
			Number of times on status quo within last two years	If below 15 members appears					If net loss is greater than 20% appears							If no report appears in 3 months	When more than one year appears in	Number of repeat terms	Notes the officers do not have an active	If no report appears in 12 months		
Exc Award (06/30/2023)																						
65375	KARACHI AL-ZAINAB CAMPUS	05/28/2002	Active	14	5	6	-1	-6.67%	15	6	1		14	S,VP,SC	1	90+ Days						
144769	Karachi Amazon	01/03/2021	Active(2)	5	0	0	0	0.00%	5		13	1	None	P,S,T,M,VP SC	N/R							
120443	Karachi Arabian Sea Campus	09/30/2013	Active	15	0	0	0	0.00%	15		24		2	S,M,VP,SC	24+							
98832	KARACHI BABRI	06/29/2007	Active(1)	20	11	10	1	5.26%	23	1	0		None	N	P,SC				2			
60431	KARACHI BALZON	03/02/1998	Active(1)	10	0	0	0	0.00%	10		7		2	VP,SC	7							
25561	KARACHI BATH ISLAND	11/24/1967	Active	20	2	2	0	0.00%	20	5	0			N					1			
123591	Karachi Broadcasters	11/11/2014	Active	12	5	0	5	71.43%	7		8		2	M,VP,SC	24+				90+ Days			
99388	KARACHI CHALLENGER	06/29/2007	Active	31	6	0	6	24.00%	37		0			T,M,VP,SC	0							
101526	KARACHI CIVIC	03/05/2008	Active	19	4	0	4	26.67%	15		3			N	S,M,SC				3			
144087	Karachi Civil	12/18/2020	Active	5	0	0	0	0.00%	5		3		4	T,M,VP,SC	3							
98827	KARACHI CLIFTON	06/29/2007	Active	15	0	0	0	0.00%	15		14		2	S,T,M,VP,SC	0							
65374	KARACHI COMMECS CAMPUS	05/21/2002	Active	5	2	2	0	0.00%	5	14	4		None	P,M,VP,SC	5							
144167	Karachi Creatives	12/23/2020	Active	7	2	0	2	40.00%	5		4		3	M,VP,SC	9	90+ Days						
110626	KARACHI CRESCENT	04/22/2011	Active(1)	4	0	0	0	0.00%	4		14		4	S,M,VP,SC	24+							
149608	Karachi Cyrus	02/03/2022	Active(2)	3	0	0	0	0.00%	3		18	1	None	P,S,T,M,VP SC	24+							
98826	KARACHI DEFENCE	06/29/2007	Active	5	0	0	0	0.00%	5		24	1	None	P,S,T,M,VP SC	24+							
58888	KARACHI ELEGANT	12/04/1996	Active	17	4	2	2	13.33%	15	4	4		2	M,VP,SC	0							
98831	KARACHI ELITE	06/29/2007	Active	5	0	0	0	0.00%	5		12		4	S,T,M,VP,SC	0							
82849	KARACHI EMERALD	06/29/2004	Active	6	1	0	1	20.00%	5		9		13	S,T,M,VP,SC	10							
143899	Karachi Engineers	12/11/2020	Active	8	1	3	-2	-20.00%	10	1	3		3	M,VP,SC	3	90+ Days						
61716	KARACHI FRIENDSHIP	03/22/1999	Active(1)	5	2	0	2	66.67%	3		4			S,M,VP,SC	7							
129763	Karachi Galaxy	01/11/2017	Active(1)	20	10	0	10	100.00%	14		0			M,VP,SC	9							
82839	KARACHI GARNET	06/29/2004	Active(1)	2	1	3	-2	-50.00%	4	6	6		4	S,M,VP,SC	24+							
110816	KARACHI GLITTERS	04/13/2011	Active	25	0	0	0	0.00%	25		64		None	P,S,T,M,VP SC	24+		\$1,000.00					




# Club Health Assessment for District 305 S through May 2025

			Status	Membership						Reports					Finance		LCIF	
Club Number	Club Name	Charter Date		Current Member Count	YTD Members Added	YTD Members Dropped	YTD Net Growth	YTD Net Growth%	Member Count 12 Months Ago	Avg. length of service for dropped members	Months Since Last MMR ***	Yrs. Since Last Officer Report	President Rotation	Vice President Reported ****	Months Since Last Activity Report ***	Account Balance	Donations for current Fiscal Year	
			Number of times on status quo within last two years	If below 15 members appears					If net loss is greater than 20% appears			If no report in 3 months appears in	When more than one year appears in	Number of repeat terms	Notes the officers that do not have an active	If no report at 12 months appears in red		
133245	Karachi Gohar	12/18/2017	Active(3)	20	0	0	0	0.00%	20		18	6	None	P,S,T,M,VP SC	N/R	90+ Days		
49711	KARACHI GOOD HOPE	06/30/1989	Active	11	1	0	1	10.00%	10		4		5	VP,SC	7			
98830	KARACHI GULBERG	06/29/2007	Active	5	0	0	0	0.00%	5		24		10	P,S,T,M,VP SC	0			
65373	KARACHI GULSHAN CAMPUS	05/17/2002	Active(1)	25	0	0	0	0.00%	25		35			T,M,VP,SC	N/R			
120444	Karachi Iqra Campus	09/30/2013	Active	15	0	0	0	0.00%	15		24		2	P,S,T,M,VP SC	0			
82507	KARACHI JASMINE	05/28/2004	Active(1)	5	1	0	1	25.00%	4		4		None	P,M,VP,SC	7			
150618	Karachi Laureates	04/28/2022	Active	15	0	0	0	0.00%	15		7		4	S,M,VP,SC	3			
123922	Karachi Leaders	02/23/2015	Active	5	0	0	0	0.00%	5		24		4	S,M,VP,SC	0			
144808	Karachi Loyal	01/03/2021	Active(2)	5	0	0	0	0.00%	5		18	2	None	P,S,T,M,VP SC	N/R		90+ Days	
82283	KARACHI MARIGOLD	05/05/2004	Active(1)	8	0	7	-7	-46.67%	15	8	1		13	T,M,VP,SC	2			
144401	Karachi Marvelous	01/03/2021	Active(2)	5	0	0	0	0.00%	5		18	2	None	P,S,T,M,VP SC	N/A	90+ Days		
150674	Karachi Maymar	05/04/2022	Active	17	2	0	2	13.33%	15		4		4	M,VP,SC	3			
120962	Karachi MIA Counsels	12/16/2013	Active	5	0	0	0	0.00%	5		24		2	S,T,M,VP,SC	0			
119371	KARACHI NEW ALLIANCE	05/20/2013	Active	5	0	0	0	0.00%	5		4	1	None	P,S,T,M,VP SC	24+			
64939	KARACHI NEW ELITE	01/26/2002	Active	60	7	0	7	13.21%	53		0		7	N SC	7			
150231	Karachi New Harmony	03/21/2022	Active	15	0	0	0	0.00%	15		9		2	S,M,VP,SC	6			
98572	KARACHI NEW MJF	02/15/2007	Status Quo(1)	20	0	0	0	0.00%	20		16		None	P,S,T,M,VP SC	N/R	90+ Days		
68731	KARACHI NEW PAK CAMPUS	04/29/2003	Active(1)	19	0	0	0	0.00%	19		26	1	None	P,S,T,M,VP SC	N/R	90+ Days		
146782	Karachi New Scholar	06/22/2021	Active	15	6	0	6	66.67%	9		9		5	M,VP,SC	6			
125527	Karachi New Sunrise	07/30/2015	Active	22	5	0	5	29.41%	17		4			M,VP,SC	3			
68802	KARACHI NEW SYTACK CAMPUS	05/15/2003	Active(1)	49	3	0	3	6.52%	46		6		3	M,VP,SC	24+			
118178	KARACHI NURSERY	10/30/2012	Active	5	0	0	0	0.00%	5		24		2	P,S,T,M,VP SC	0			
116259	KARACHI OASYS	04/02/2012	Active	15	0	0	0	0.00%	15		24			P,S,T,M,VP SC	24+			
123046	Karachi Prestine	08/28/2014	Active	15	0	0	0	0.00%	15		24		3	P,S,M,VP,SC	24+			



# Club Health Assessment for District 305 S through May 2025

			Status	Membership							Reports					Finance		LCIF
Club Number	Club Name	Charter Date		Current Member Count	YTD Members Added	YTD Members Dropped	YTD Net Growth	YTD Net Growth%	Member Count 12 Months Ago	Avg. length of service for dropped members	Months Since Last MMR ***	Yrs. Since Last Officer Report	President Rotation	Vice President Reported ****	Months Since Last Activity Report ***	Account Balance	Donations for current Fiscal Year	
			Number of times on status quo within last two years	If below 15 members appears				If net loss is greater than 20% appears			If no report in 3 months appears in	When more than one year appears in	Number of repeat terms	Notes the officers that do not have an active	If no report at 12 months appears in red			
137646	Karachi Progressive	03/12/2019	Active	15	8	0	8	114.29%	8		0			M,VP,SC	0			
60432	KARACHI QUALITY	03/03/1998	Active	15	6	0	6	66.67%	9		1		5	VP,SC	7			
107242	KARACHI SAHARA	01/12/2010	Active	8	3	1	2	33.33%	9	6	7			S,T,M,VP,SC	9		\$100.00	
82848	KARACHI SAPPHIRE	06/29/2004	Active	5	1	0	1	25.00%	4		4		None	P,M,VP,SC	7			
150561	Karachi Sawera	04/26/2022	Active	7	0	0	0	0.00%	7		33	2	None	P,S,T,M,VP SC	N/R			
68801	KARACHI SEAPORT NEW CENTURY	05/19/2003	Active	18	5	7	-2	-10.00%	20	6	0		2	VP,SC	0			
66445	KARACHI SHAHNOOR CAMPUS	06/28/2002	Active(2)	6	0	0	0	0.00%	6		0			M,VP,SC	7			
42862	KARACHI SITE	06/17/1983	Active	5	0	0	0	0.00%	5		4		5	P,S,T,M,VP SC	0			
58671	KARACHI STALWARTS	09/03/1996	Active	12	10	0	10	500.00%	2		3		2	M,VP,SC	0			
61316	KARACHI SUNRISE	12/01/1998	Active	21	2	2	0	0.00%	21	15	0			N,SC	3			
124238	Karachi Sunshine	03/24/2015	Active(2)	12	5	1	4	50.00%	8	2	2		IP	M	19	90+ Days		
118412	KARACHI SZABIST CAMPUS	01/28/2013	Active	5	0	0	0	0.00%	5		24		2	T,M,VP,SC	24+			
32558	KARACHI TAIMURIA	06/23/1976	Active	25	5	0	5	25.00%	20		3		2	N, M	3		\$50.00	
Exc Award (06/30/2021, 06/30/2023)																		
123262	Karachi Tulip Ladies	10/01/2014	Active	3	0	1	-1	-25.00%	3	1	6			M,VP,SC	6			
53466	KARACHI YOUNG AIRPORT	06/23/1992	Active	13	3	0	3	30.00%	8		8		2	S,VP,SC	10			
Exc Award (06/30/2022)																		
82841	KARACHI ZIRCON	06/29/2004	Active(1)	5	1	0	1	25.00%	4		4		None	P,M,VP,SC	7			
150619	Makli	05/09/2022	Active(1)	5	0	0	0	0.00%	5		18	2	None	P,S,T,M,VP SC	N/R	90+ Days		
150554	Sanghar	04/19/2022	Active	15	0	0	0	0.00%	15		5		4	M,VP,SC	9			
118897	THATTA SAMOON	03/20/2013	Active	5	0	0	0	0.00%	5		24		4	S,M,VP,SC	0			

Clubs Cancelled Previous Fiscal Year – Clubs Cancelled within last 12 months may be reinstated

Club Number	Club Name	Charter Date	Current Status*	Cancellation Date
146395	Hyderabad Dynamic	06/09/2021	Cancelled(8*)	01/29/2024



## Club Health Assessment for District 305 S through May 2025

Club NumberClub NameCharter Date			Status	Membership								Reports				Finance		LCIF		
				Current Member Count	YTD Members Added	YTD Members Dropped	YTD Net Growth	YTD Net Growth%	Member Count 12 Months Ago	Avg. length of service for dropped members	Months Since Last MMR ***	Yrs. Since Last Officer Report	President Rotation	Vice President Reported ****	Months Since Last Activity Report ***	Account Balance	Donations for current Fiscal Year			
			Number of times on status quo within last two years	If below 15 members appears				If net loss is greater than 20% appears				If no report in 3 months appears in	When more than one year appears in	Number of repeat terms	Notes the officers that do not have an active	If no report at 12 months appears in red				
60546	KARACHI ACTION	03/23/1998	Cancelled(8*)	06/29/2024																
137669	Karachi Bright Stars	03/26/2019	Cancelled(8*)	06/29/2024																
65368	KARACHI CANTONMENT CAMPUS	05/15/2002	Cancelled(8*)	06/29/2024																
135696	Karachi Dha	07/13/2018	Cancelled(8*)	06/29/2024																
104809	KARACHI ROSE	02/20/2009	Cancelled(8*)	11/29/2023																
Current Total Clubs Count	YTD New Clubs Count	YTD Cancelled Clubs Count	YTD Net Club Gain	Current Total Members Count	YTD Add	YTD Drop	YTD Net Growth	YTD Net Growth %	Member Count 12 Months Ago	Average Member Count Per Club	% of Clubs with less than 20 members	% No MMR in 3 Months	% No Officer Report in 12 Months	% of Clubs with balance 90+ days	Number of Clubs in Status Quo	% Status Quo Clubs in Financial Suspension	Number of Cancelled Clubs	Average Cancelled Club Age	Members Lost Due to Cancellation	% of Clubs Cancelled for Non-Financial Reasons
88	2	0	2	1,262	217	65	152	13.69%	1,178	14	73%	81%	15%	16%	3	100%	0	0	0	0%

\* - P - Priority Club. Cancellation Reasons: 1-Objectives/conduct, 2-Non-active club, 5-Non-existing club, 6-Disbanding, 7-Merger, 8-Financial Suspension, 9-District/Multiple District Dues.

\*\* - Abbreviation: P-President, S-Secretary, T-Treasurer, M-Member Chairperson, VP-First Vice President, MC-Communications Chairperson, SC-Service Chairperson

\*\*\* - Abbreviation: N/R - Never reported using the Lions Clubs website, N/A - Not applicable, No password registered for the Lions Clubs website.

\*\*\*\* - Abbreviation: N - New, IP - Immediate Past, R - Repeat.



# Club Health Assessment for District 306 A1 through May 2025

			Status	Membership							Reports					Finance	LCIF
Club Number	Club Name	Charter Date		Current Member Count	YTD Members Added	YTD Members Dropped	YTD Net Growth	YTD Net Growth%	Member Count 12 Months Ago	Avg. length of service for dropped members	Months Since Last MMR ***	Yrs. Since Last Officer Report	President Rotation	Vice President Reported ****	Months Since Last Activity Report ***	Account Balance	Donations for current Fiscal Year
			Number of times on status quo within last two years	If below 15 members appears				If net loss is greater than 20% appears			If no report in 3 months appears in	When more than one year appears in	Number of repeat terms	Notes the officers that do not have an active	If no report at 12 months appears in red		
Clubs less than two years old																	
178406	Bentota Induruwa Genesis	11/12/2024	Status Quo(1)	14	23	9	14	100.00%	0	0	0			N	S,T,M,VP,SC	6	90+ Days
156483	Colombo Corporate	10/31/2023	Status Quo(2)	16	0	0	0	0.00%	20		5	1	None		P,S,T,M,VP SC	6	90+ Days
181915	Galle HNDA ATI Genesis	04/28/2025	Newly Chartered	20	20	0	20	100.00%	0		1				M,VP,SC	N/R	
181984	Galle HNDA ATI Genesis	04/28/2025	Newly Chartered	27	27	0	27	100.00%	0		1				M,VP,SC	N/A	
180338	Kalutara Genesis	02/06/2025	Active	20	20	0	20	100.00%	0		0			N		2	
181938	Kalutara Golden Genesis	04/25/2025	Newly Chartered	20	20	0	20	100.00%	0		1			N	VP	N/R	
156666	Moratuwa Cosmopolitan Creators New Generation	01/05/2024	Status Quo(1)	11	1	11	-10	-47.62%	21	1	1		2	N		2	90+ Days
180411	Moratuwa Cosmopolitan Genesis Leo	02/10/2025	Active	22	22	0	22	100.00%	0		1			N		0	
179847	Mount Lavinia Genesis	12/27/2024	Active	20	20	0	20	100.00%	0		5			N	SC	0	90+ Days
Clubs more than two years old																	
108907	AHUNGALLA DIAMOND STARS	07/13/2010	Active	32	0	0	0	0.00%	32		9				M,VP	7	
51562	ALUTHGAMA & BENTOTA L C	04/17/1991	Active	32	0	0	0	0.00%	33		11			R		7	\$339.52
105498	ALUTHGAMA HEROES	05/15/2009	Active(1)	8	0	5	-5	-38.46%	13	6	5		2	N	T,VP	10	90+ Days
66488	AMBALANGODA CENTRAL	07/16/2002	Active	32	6	3	3	10.34%	31	2	0			N	M,VP,SC	1	\$304.17
	Exc Award (06/30/2024)																
55787	AMBALANTOTA METRO	06/03/1994	Active(3)	16	0	1	-1	-5.88%	17	17	0		3		M,VP,SC	4	
	Exc Award (06/30/2019)																
43171	BALAPITIYA	11/30/1983	Status Quo(3)	10	10	11	-1	-9.09%	11	12	6		3		M,VP,SC	6	90+ Days
139779	Balapitiya 2020	10/17/2019	Active(2)	7	0	0	0	0.00%	14		11		4		S,M,VP,SC	7	90+ Days
142575	Bentota Heritage	08/12/2020	Active	13	0	0	0	0.00%	13		3		3		VP,SC	6	\$1,801.55
55757	COLOMBO 4	05/25/1994	Active	32	0	6	-6	-15.79%	35	6	0			N		9	
	Exc Award (06/30/2021)																
25586	COLOMBO HOST	04/15/1958	Active	54	17	2	15	38.46%	39	2	0				VP	0	\$44.37



# Club Health Assessment for District 306 A1 through May 2025

			Status	Membership							Reports					Finance	LCIF
Club Number	Club Name	Charter Date		Current Member Count	YTD Members Added	YTD Members Dropped	YTD Net Growth	YTD Net Growth%	Member Count 12 Months Ago	Avg. length of service for dropped members	Months Since Last MMR ***	Yrs. Since Last Officer Report	President Rotation	Vice President Reported ****	Months Since Last Activity Report ***	Account Balance	Donations for current Fiscal Year
			Number of times on status quo within last two years	If below 15 members appears				If net loss is greater than 20% appears			If no report in 3 months appears in	When more than one year appears in	Number of repeat terms	Notes the officers that do not have an active	If no report at 12 months red		
Exc Award (06/30/2017, 06/30/2018, 06/30/2020)			Active	33	9	5	4	13.79%	28	9	0			N	2		\$50.00
63382	COLOMBO MILLENNIUM	06/29/2000															
Exc Award (06/30/2021)			Active	9	1	2	-1	-10.00%	10	1	2			N	5		
135022	Colombo New Century Titans	06/13/2018															
Exc Award (06/30/2023)			Active(2)	252	29	3	26	11.50%	225	2	0		2	N	3	90+ Days	\$1.00
153398	Debarawewa Imperium	12/30/2022	Cancelled(8*)	0	0	7	-7	-100.00%	7	2	5	1	None	P,S,T,M,VP SC	N/A	90+ Days	
48945	DEHIWALA METRO	10/13/1988	Cancelled(8*)	0	0	10	-10	-100.00%	13	11	5	1	None	P,S,T,M,VP SC	24+	90+ Days	
109285	DEHIWALA MOUNT LAVINIA DIAMOND STARS	09/21/2010	Active	20	0	8	-8	-28.57%	31	1	5		2	T,M,VP,SC	6		
99232	DEHIWALA MOUNT LAVINIA ORIENT	04/30/2007	Active	18	1	3	-2	-10.00%	23	11	0		2	R	VP	4	
25591	DEHIWALA MT LAVINIA	11/08/1965	Active	33	0	4	-4	-10.81%	38	28	1			N		0	\$100.21
97109	DHARGA TOWN MALEWANA	05/09/2006	Active(2)	17	0	2	-2	-10.53%	25	18	5			M,VP,SC	5		
Exc Award (06/30/2023)			Status Quo(2)	7	0	0	0	0.00%	7		17	1	None	P,S,T,M,VP SC	5	90+ Days	
117766	DHARGA TOWN UNITED CREATORS	09/11/2012															
46170	GALKISSA	05/07/1986	Active	28	3	6	-3	-9.68%	36	10	0		3	VP	8		\$20.00
129153	Galkissa Centennial	10/11/2016	Active	21	2	4	-2	-8.70%	23	5	3			N	5		
25592	GALLE	06/30/1967	Active	28	0	2	-2	-6.67%	33	31	0			N	S,T,M,VP,SC	5	\$50.00
Exc Award (06/30/2018)			Active	28	7	2	5	21.74%	23	6	0			R	VP	1	\$335.11
98746	GALLE FORT	03/09/2007															
53273	GALLE GALU-PURA	06/10/1992	Status Quo(2)	16	0	0	0	0.00%	16		19	1	None	P,S,T,M,VP SC	5	90+ Days	
153420	Galle Imperium	01/06/2023	Cancelled(8*)	0	0	26	-26	-100.00%	26	1	10		None	P,S,T,M,VP SC	N/R	90+ Days	
101838	GALLE PREMIUM GOLDEN JUBILEE	04/15/2008	Active	17	1	3	-2	-10.53%	19	9	0		None	R	P,T,VP	6	
101518	HAMBANTOTA GOLDEN JUBLIEE	03/06/2008	Cancelled(8*)	0	0	5	-5	-100.00%	5	13	10		None	P,S,T,M,VP SC	24+	90+ Days	
41398	HIKKADUWA	05/25/1982	Active	23	0	0	0	0.00%	23		2			N	P	5	
150719	Hikkaduwa New Stars	05/06/2022	Active	16	3	0	3	23.08%	21		4			M,VP,SC	7	90+ Days	



# Club Health Assessment for District 306 A1 through May 2025

			Status	Membership							Reports					Finance		LCIF
Club Number	Club Name	Charter Date		Current Member Count	YTD Members Added	YTD Members Dropped	YTD Net Growth	YTD Net Growth%	Member Count 12 Months Ago	Avg. length of service for dropped members	Months Since Last MMR ***	Yrs. Since Last Officer Report	President Rotation	Vice President Reported ****	Months Since Last Activity Report ***	Account Balance	Donations for current Fiscal Year	
			Number of times on status quo within last two years	If below 15 members appears				If net loss is greater than 20% appears			If no report in 3 months appears in	When more than one year appears in	Number of repeat terms	Notes the officers that do not have an active	If no report at 12 months appears in red			
Exc Award (06/30/2023)																		
45938	KALUTARA CENTRAL	03/05/1986	Active	13	0	0	0	0.00%	15		11		6	R M	5			
101837	KALUTARA GOLDEN JUBILEE	04/15/2008	Active	39	7	3	4	11.43%	35	7	0			N	1		\$735.91	
64752	KALUWAMODARA - MORAGALLA	10/31/2001	Active	23	1	3	-2	-8.00%	25	12	2			N S,VP	2		\$900.01	
142791	Kataragama Bogahapelessa Heritage	09/16/2020	Active	14	0	1	-1	-6.67%	15	4	6		2	R M	5			
152706	Kataragama Bogahapelessa Imperium	09/23/2022	Active	27	1	2	-1	-3.57%	28	2	5			M,VP,SC	4	90+ Days		
53223	KATARAGAMA BOGAHAPELLESSA	06/02/1992	Active	35	0	0	0	0.00%	36		3			IP P,T,M,SC	10		\$900.67	
Exc Award (06/30/2020, 06/30/2023)																		
30299	KOLLUPITIYA	02/24/1975	Active	11	1	4	-3	-21.43%	14	25	0		4	N	1		\$111.53	
Exc Award (06/30/2022)																		
38353	KOTELAWALAPURA	04/28/1980	Active	32	3	2	1	3.23%	33	3	5			N	1			
145656	Lunugamwehera Heritage	04/29/2021	Active(1)	26	5	0	5	23.81%	23		4			N T,M,VP,SC	3			
154117	Matara Imperium	04/04/2023	Active(2)	25	2	3	-1	-3.85%	26	2	4			VP	4			
82363	MATARA MILLENNIUM LADIES	05/18/2004	Active(1)	15	16	1	15	100.00%	14	18	0			P,M,VP,SC	10			
63354	MATARA-DICKWELLA RUHUNU MILL'M	06/27/2000	Active	34	1	3	-2	-5.56%	38	3	5		2	T,VP,SC	7		\$901.41	
109292	MORATU ELIYA DIAMOND STARS	09/28/2010	Active	16	3	3	0	0.00%	17	3	1			VP,SC	4			
116174	MORATUMULLA MID TOWN	02/24/2012	Active	19	5	6	-1	-5.00%	20	6	2			N T,VP,SC	6		\$1,402.97	
32756	MORATUWA	09/28/1976	Active	35	2	11	-9	-20.45%	44	8	0			R	4			
Exc Award (06/30/2016, 06/30/2018, 06/30/20)																		
138944	Moratuwa 2020	07/15/2019	Active	28	5	3	2	7.69%	26	5	0		2	N	7		\$900.24	
118886	MORATUWA COSMOPOLITAN CREATORS	04/10/2013	Active(1)	28	3	11	-8	-22.22%	36	3	3			N	1			
43660	MORATUWA MORATUMULLA	03/28/1984	Active	20	0	2	-2	-9.09%	22	5	5		4	N M,SC	10			
136672	Moratuwa New Horizon	10/31/2018	Active	21	14	16	-2	-8.70%	28	5	4			N	2			
Exc Award (06/30/2020, 06/30/2021, 06/30/20)																		
66937	MORATUWA ORIENT	12/12/2002	Active	27	2	1	1	3.85%	30	10	1			N	2			





# Club Health Assessment for District 306 A1 through May 2025

			Status	Membership							Reports					Finance	LCIF
Club Number	Club Name	Charter Date		Current Member Count	YTD Members Added	YTD Members Dropped	YTD Net Growth	YTD Net Growth%	Member Count 12 Months Ago	Avg. length of service for dropped members	Months Since Last MMR ***	Yrs. Since Last Officer Report	President Rotation	Vice President Reported ****	Months Since Last Activity Report ***	Account Balance	Donations for current Fiscal Year
			Number of times on status quo within last two years	If below 15 members appears				If net loss is greater than 20% appears			If no report in 3 months appears in	When more than one year appears in	Number of repeat terms	Notes the officers that do not have an active	If no report at 12 months appears in red		
Exc Award (06/30/2022, 06/30/2023)																	
25604	MORATUWA RATMALANA LC	07/13/1968	Active	39	0	0	0	0.00%	40		0			R	3		\$1,884.21
Exc Award (06/30/2017, 06/30/2024)																	
118173	MORTUWA WEERA PURAN APPU PURA CREATORS	10/26/2012	Active(1)	29	4	0	4	16.00%	33		2		2	N M	7	90+ Days	
Exc Award (06/30/2020)																	
25611	PANADURA	12/17/1967	Active	21	0	0	0	0.00%	22		8		2	R	3		\$170.78
Exc Award (06/30/2020)																	
66936	PANADURA CENTRAL	12/12/2002	Status Quo(1)	33	2	0	2	6.45%	31		6			M,VP,SC	0	90+ Days	
100836	PANADURA GOLDEN JUBILEE	12/26/2007	Active(1)	14	0	0	0	0.00%	13		11		2	R SC	5	90+ Days	
146589	Panadura Heritage	06/10/2021	Active	22	1	4	-3	-12.00%	27	8	5			N P,M	2		
Exc Award (06/30/2023, 06/30/2024)																	
152432	Panadura Imperium	09/22/2022	Cancelled(8*)	0	0	19	-19	-100.00%	19	5	5		None	P,S,T,M,VP SC	N/R	90+ Days	
66965	PANADURA METRO	12/12/2002	Active(1)	21	0	0	0	0.00%	23		10		3	R M	8		
148892	Panadura New Stars	12/21/2021	Active(1)	15	2	7	-5	-25.00%	20	3	5			R SC	5		
143046	Pannegamuwa Heritage	10/07/2020	Active	12	1	1	0	0.00%	12	4	1			IP SC	3		
153126	Payagala Imperium	11/30/2022	Cancelled(8*)	0	0	21	-21	-100.00%	21	2	5	1	None	P,S,T,M,VP SC	N/R	90+ Days	
36615	TANGALLE	02/08/1979	Active	12	1	0	1	9.09%	11		4			R M,VP,SC	10	90+ Days	
56698	UNAWATUNA	03/21/1995	Active	32	10	9	1	3.23%	32	6	1			N	4		
Exc Award (06/30/2021)																	
41399	WADDUWA	05/27/1982	Active	31	0	4	-4	-11.43%	35	16	5			N P,T	1		
98915	WADDUWA CENTRAL	03/26/2007	Active(1)	27	6	1	5	22.73%	26	3	5			N T	3		
78301	WADDUWA METRO	02/19/2004	Active(2)	15	0	0	0	0.00%	18		11		2	N	9		
25614	WELLAWATTE	02/03/1971	Active	27	5	2	3	12.50%	24	21	1			N	5		\$243.34
Exc Award (06/30/2024)																	



## Club Health Assessment for District 306 A1 through May 2025

			Status	Membership						Reports					Finance	LCIF	
Club Number	Club Name	Charter Date		Current Member Count	YTD Members Added	YTD Members Dropped	YTD Net Growth	YTD Net Growth%	Member Count 12 Months Ago	Avg. length of service for members	Months Since Last MMR ***	Yrs. Since Last Officer Report	President Rotation	Vice President Reported ****	Months Since Last Activity Report ***	Account Balance	Donations for current Fiscal Year
			Number of times on status quo within last two years	If below 15 members appears				If net loss is greater than 20% appears			If no report in 3 months appears in	When more than one year appears in	Number of repeat terms	Notes the officers that do not have an active	If no report at 12 months appears in red		

Clubs Cancelled Previous Fiscal Year – Clubs Cancelled within last 12 months may be reinstated

Club Number	Club Name	Charter Date	Current Status*	Cancellation Date
116241	BENTOTA MID-TOWN	03/05/2012	Cancelled(8*)	12/29/2023
138684	Colombo Harbour New Horizon	06/27/2019	Cancelled(8*)	12/29/2023
140912	Colombo Young Professionals	02/24/2020	Cancelled(8*)	06/29/2024
148661	Galle New Stars	01/17/2022	Cancelled(8*)	06/29/2024
153621	Moratumulla Imperium	02/02/2023	Cancelled(8*)	04/29/2024
130668	Panadura Centennial	04/10/2017	Cancelled(8*)	06/29/2024

Current Total Clubs Count	YTD New Clubs Count	YTD Cancelled Clubs Count	YTD Net Club Gain	Current Total Members Count	YTD Add	YTD Drop	YTD Net Growth	YTD Net Growth %	Member Count 12 Months Ago	Average Member Count Per Club	% of Clubs with less than 20 members	% No MMR in 3 Months	% No Officer Report in 12 Months	% of Clubs with balance 90+ days	Number of Clubs in Status Quo	% Status Quo Clubs in Financial Suspension	Number of Cancelled Clubs	Average Cancelled Club Age	Members Lost Due to Cancellation	% of Clubs Cancelled for Non-Financial Reasons
70	7	6	1	1,810	345	283	62	3.55%	1,843	26	37%	50%	4%	23%	7	100%	6	15	88	-100%

\* - P - Priority Club. Cancellation Reasons: 1-Objectives/conduct, 2-Non-active club, 5-Non-existing club, 6-Disbanding, 7-Merger, 8-Financial Suspension, 9-District/Multiple District Dues.

\*\* - Abbreviation: P-President, S-Secretary, T-Treasurer, M-Member Chairperson, VP-First Vice President, MC-Communications Chairperson, SC-Service Chairperson

\*\*\* - Abbreviation: N/R - Never reported using the Lions Clubs website, N/A - Not applicable, No password registered for the Lions Clubs website.

\*\*\*\* - Abbreviation: N - New, IP - Immediate Past, R - Repeat.



# Club Health Assessment for District 306 A2 through May 2025

			Status	Membership							Reports					Finance		LCIF
Club Number	Club Name	Charter Date		Current Member Count	YTD Members Added	YTD Members Dropped	YTD Net Growth	YTD Net Growth%	Member Count 12 Months Ago	Avg. length of service for dropped members	Months Since Last MMR ***	Yrs. Since Last Officer Report	President Rotation	Vice President Reported ****	Months Since Last Activity Report ***	Account Balance	Donations for current Fiscal Year	
			Number of times on status quo within last two years	If below 15 members appears				If net loss is greater than 20% appears			If no report in 3 months appears in	When more than one year appears in	Number of repeat terms	Notes the officers that do not have an active	If no report at 12 months appears in red			
Clubs less than two years old																		
178527	Baddegama NextGen	11/11/2024	Active	26	26	0	26	100.00%	0		6			M,VP,SC	5	90+ Days		
157733	Bellantudawa Royal Ladies	04/10/2024	Active	21	4	3	1	5.00%	20	1	0			M,VP,SC	0	90+ Days		
156499	Bokundara Central	11/27/2023	Status Quo(1)	23	10	0	10	76.92%	20		1		2	VP	1	90+ Days		
155954	Bulathsinhala Metro	09/15/2023	Active(1)	15	15	31	-16	-51.61%	31	1	2		2	T,M,VP,SC	9			
176561	Colombo Donz	08/23/2024	Active	27	27	0	27	100.00%	0		4			N	5			
180478	Colombo Pioneers	01/30/2025	Active	20	20	0	20	100.00%	0		4		None	P,T,M,VP,SC	10	90+ Days		
180933	Colombo Wings	05/19/2025	Newly Chartered	19	20	1	19	100.00%	0	0	0			N	M,VP,SC	N/A		
176129	Embilipitiya Black	08/23/2024	Active(1)	33	33	0	33	100.00%	0		0			M,VP,SC	10			
156551	Galle Galupura Circle	06/14/2024	Active	20	1	1	0	0.00%	0	1	3		2	T,M,VP,SC	10	90+ Days		
178528	Galle Galupura Supreme	11/14/2024	Active	24	24	0	24	100.00%	0		6			M,VP,SC	6	90+ Days		
178618	Galle Legend Stars	12/31/2024	Active	48	48	0	48	100.00%	0		5			M,VP,SC	4	90+ Days		
156287	Galle Legends	09/29/2023	Active(1)	36	7	1	6	20.00%	30	5	0			N	SC	1	\$141.63	
Exc Award (06/30/2024)																		
157115	Hiripitiya	02/09/2024	Active(1)	18	3	9	-6	-25.00%	24	1	5		2	N	M,SC	8		
179221	Horana Excellence	04/22/2025	Newly Chartered	21	21	0	21	100.00%	0		0			M,VP	1			
156552	Horana West	11/29/2023	Active(2)	23	3	1	2	9.52%	21	1	5		2	N	1			
178885	Kumbuka Dynamic Eagles	09/30/2024	Active	20	23	3	20	100.00%	0	0	3			N	SC	1	90+ Days	
180702	Matara Eagles	02/06/2025	Active	20	21	1	20	100.00%	0	0	3			M,VP,SC	10	90+ Days		
178524	Matara Excellence	09/23/2024	Active	83	83	0	83	100.00%	0		0			N	1		\$7,269.47	
181999	Piliyandala Golden Jubilee	04/30/2025	Newly Chartered	20	20	0	20	100.00%	0		1			P,T,M,VP,SC	N/R			
Clubs more than two years old																		
58948	AKMEEMANA	12/23/1996	Active	16	1	1	0	0.00%	18	5	0		2	N	0			
Exc Award (06/30/2016, 06/30/2017, 06/30/20																		



# Club Health Assessment for District 306 A2 through May 2025

			Status	Membership							Reports					Finance		LCIF
Club Number	Club Name	Charter Date		Current Member Count	YTD Members Added	YTD Members Dropped	YTD Net Growth	YTD Net Growth%	Member Count 12 Months Ago	Avg. length of service for dropped members	Months Since Last MMR ***	Yrs. Since Last Officer Report	President Rotation	Vice President Reported ****	Months Since Last Activity Report ***	Account Balance	Donations for current Fiscal Year	
			Number of times on status quo within last two years	If below 15 members appears				If net loss is greater than 20% appears			If no report in 3 months appears in	When more than one year appears in	Number of repeat terms	Notes the officers that do not have an active	If no report at 12 months appears in red			
136256	Akmeemana Metro	10/02/2018	Active(2)	9	0	5	-5	-35.71%	14	6	0			S,VP,SC	10	90+ Days		
	Exc Award (06/30/2019, 06/30/2021)																	
45809	AKURESSA	02/12/1986	Active	41	1	5	-4	-8.89%	43	8	5			N	T,M,VP	7	\$163.46	
	Exc Award (06/30/2016, 06/30/2018, 06/30/2022)																	
152778	Akuressa Legends	11/01/2022	Active	16	2	3	-1	-5.88%	21	2	0			N	M	8		
48518	ALUBOMULLA	05/06/1988	Active	41	0	0	0	0.00%	41		11			N	S,M,SC	7	\$187.36	
	Exc Award (06/30/2018, 06/30/2019)																	
52055	ANGURUWATOTA	10/02/1991	Status Quo(2)	15	1	3	-2	-11.76%	17	2	5			N	P,T,M,VP	7	90+ Days	
	MADURAWALA																	
	Exc Award (06/30/2019)																	
60687	ARAWWALA	04/24/1998	Active	36	4	2	2	5.88%	34	7	0			N		0	\$905.13	
	Exc Award (06/30/2016, 06/30/2019, 06/30/2022)																	
45810	BADDEGAMA	02/12/1986	Active	33	0	0	0	0.00%	36		11			N	SC	1	90+ Days	
	Exc Award (06/30/2016, 06/30/2018, 06/30/2022)																	
153380	Baddegama Golden Rays	12/28/2022	Cancelled(8*)	0	0	11	-11	-100.00%	15	2	4		None		P,S,T,M,VP SC	10	90+ Days	
140171	Baddegama Metro	11/20/2019	Active(2)	15	3	8	-5	-25.00%	20	4	0		2	N		3	90+ Days	
	Exc Award (06/30/2021)																	
39453	BANDARAGAMA	02/09/1981	Active	21	1	7	-6	-22.22%	27	6	2			N	S,T	10	\$909.14	
	Exc Award (06/30/2016, 06/30/2017, 06/30/2022)																	
109104	BANDARAGAMA METRO	08/20/2010	Active(1)	10	0	0	0	0.00%	10		23	1	None		P,S,T,M,VP SC	10		
	Exc Award (06/30/2018, 06/30/2021)																	
152880	Batuwandara	10/27/2022	Active	25	2	0	2	8.70%	23		2			N	T,VP	2	90+ Days	
63140	BELIATTA METRO	05/09/2000	Active	22	1	0	1	4.76%	21		0			R	T,SC	10	\$71.27	
	Exc Award (06/30/2016, 06/30/2018, 06/30/2022)																	
46195	BELIATTE	05/13/1986	Active(1)	18	2	0	2	12.50%	16		0			N	P,T	7	\$907.13	
	Exc Award (06/30/2016)																	
110843	BOKUNDARA JALIYAGODA	04/15/2011	Active	21	1	0	1	5.00%	25		7			R		2	90+ Days	
	Exc Award (06/30/2016, 06/30/2018, 06/30/2022)																	
40675	BORALES GAMUWA	12/07/1981	Active	36	3	6	-3	-7.69%	34	6	4			N		8	\$920.53	



# Club Health Assessment for District 306 A2 through May 2025

			Status	Membership							Reports					Finance		LCIF		
Club Number	Club Name	Charter Date		Current Member Count	YTD Members Added	YTD Members Dropped	YTD Net Growth	YTD Net Growth%	Member Count 12 Months Ago	Avg. length of service for dropped members	Months Since Last MMR ***	Yrs. Since Last Officer Report	President Rotation	Vice President Reported ****	Months Since Last Activity Report ***	Account Balance	Donations for current Fiscal Year			
			Number of times on status quo within last two years	If below 15 members appears					If net loss is greater than 20% appears					If no report in 3 months appears in	When more than one year appears in	Number of repeat terms	Notes the officers that do not have an active	If no report at 12 months appears in red		
Exc Award (06/30/2016, 06/30/2018, 06/30/2020)																				
149972	Boralesgamuwa Business Circle	02/23/2022	Active	16	6	4	2	14.29%	17	2	0		2	N	M,SC	1				
123060	Boralesgamuwa Metro	09/03/2014	Active	38	8	5	3	8.57%	35	5	0			N	M	4			\$964.10	
Exc Award (06/30/2018, 06/30/2019, 06/30/2020)																				
136925	Buttala Grace	02/05/2019	Active	14	0	4	-4	-22.22%	19	3	5			N		3	90+ Days			
Exc Award (06/30/2019, 06/30/2021, 06/30/2020)																				
124863	Buttala Metro	05/14/2015	Active	15	6	0	6	66.67%	12		0			N	M,VP,SC	0				
Exc Award (06/30/2018, 06/30/2019)																				
78304	COLOMBO 6 COSMOPOLITAN	02/19/2004	Active(1)	12	3	3	0	0.00%	12	8	1		5	R	SC	5				
Exc Award (06/30/2017, 06/30/2018, 06/30/2020)																				
149995	Colombo Business Circle	02/24/2022	Cancelled(8*)	0	9	15	-6	-100.00%	7	3	4		None		P,S,T,M,VP SC	8	90+ Days			
32632	COLOMBO HAVELOCK TOWN	07/10/1976	Active(1)	22	3	0	3	15.79%	19		0		4		M,VP,SC	1				
Exc Award (06/30/2016, 06/30/2017, 06/30/2020)																				
55926	COLOMBO KALUBOWILA	06/30/1994	Active	34	3	5	-2	-5.56%	36	7	0				S,M,VP,SC	3				
Exc Award (06/30/2018, 06/30/2019, 06/30/2020)																				
111160	COLOMBO MEDIA CIRCLE	05/25/2011	Active	18	3	0	3	20.00%	15		4			N		2	90+ Days		\$164.14	
Exc Award (06/30/2016, 06/30/2018, 06/30/2020)																				
124679	Colombo Pride	04/23/2015	Active(1)	15	0	0	0	0.00%	15		0			N	M	1				
Exc Award (06/30/2016, 06/30/2018, 06/30/2020)																				
25590	COLOMBO WEST	04/20/1967	Active	30	0	0	0	0.00%	30		0			N	SC	2				
Exc Award (06/30/2016, 06/30/2018, 06/30/2020)																				
104022	DAMPE	12/01/2008	Active	32	3	5	-2	-5.88%	34	10	2			N	P,S,VP,SC	8	90+ Days			
Exc Award (06/30/2018, 06/30/2019, 06/30/2020)																				
144473	Dehiwala East Changes	12/26/2020	Active(1)	17	1	0	1	6.25%	16		4		2		T,M,VP,SC	4	90+ Days			
153382	Dehiwala Legends	12/29/2022	Active	26	10	7	3	13.04%	23	3	0			N	SC	1			\$1,904.80	
Exc Award (06/30/2024)																				
40449	DEHIWALA NORTH	10/19/1981	Active	37	7	1	6	19.35%	31	36	0			N		4			\$134.34	
Exc Award (06/30/2016, 06/30/2017, 06/30/2020)																				



# Club Health Assessment for District 306 A2 through May 2025

			Status	Membership							Reports					Finance		LCIF
Club Number	Club Name	Charter Date		Current Member Count	YTD Members Added	YTD Members Dropped	YTD Net Growth	YTD Net Growth%	Member Count 12 Months Ago	Avg. length of service for dropped members	Months Since Last MMR ***	Yrs. Since Last Officer Report	President Rotation	Vice President Reported ****	Months Since Last Activity Report ***	Account Balance	Donations for current Fiscal Year	
			Number of times on status quo within last two years	If below 15 members appears				If net loss is greater than 20% appears			If no report in 3 months appears in	When more than one year appears in	Number of repeat terms	Notes the officers that do not have an active	If no report at 12 months appears in red			
33381	DEHIWELA	02/25/1977	Active	24	4	5	-1	-4.00%	28	3	5			N	6		\$133.71	
	Exc Award (06/30/2016, 06/30/2017, 06/30/2018)																	
122264	Deniyaya	06/13/2014	Status Quo(2)	22	0	0	0	0.00%	20		11		None	P,S,T,M,VP SC	8	90+ Days		
	Exc Award (06/30/2016, 06/30/2018, 06/30/2021)																	
148791	Divulpitiya United	10/28/2021	Status Quo(1)	19	4	0	4	26.67%	15		9			N M	7	90+ Days	\$905.49	
	Exc Award (06/30/2024)																	
101981	EGODAWATTA METRO	05/06/2008	Active	21	1	11	-10	-32.26%	31	4	0			N P	10		\$1,803.42	
	Exc Award (06/30/2016, 06/30/2018, 06/30/2021)																	
57512	EMBILIPITIYA WALAWE	11/21/1995	Active(1)	13	0	26	-26	-66.67%	31	2	0			N M,VP,SC	9			
	Exc Award (06/30/2017)																	
129085	Galle Akmeemana Centennial	10/11/2016	Active	22	3	4	-1	-4.35%	24	7	0			N M,VP	0			
	Exc Award (06/30/2021, 06/30/2023)																	
152961	Galle Business Circle	12/05/2022	Active	13	0	2	-2	-13.33%	15	1	0			N M	6	90+ Days		
132847	Galle City New Century	11/08/2017	Active	27	3	0	3	12.50%	24		0			N T,M	2	90+ Days		
	Exc Award (06/30/2018, 06/30/2021)																	
153310	Galle Diamond	12/26/2022	Active	24	0	0	0	0.00%	26		11		3	R T,SC	6	90+ Days	\$158.21	
62126	GALLE GALUPURA CENTRAL	06/16/1999	Active	36	3	6	-3	-7.69%	39	11	1			N SC	0			
	Exc Award (06/30/2016, 06/30/2017, 06/30/2021)																	
60688	GALLE GALUPURA METRO	04/24/1998	Active	23	101	101	0	0.00%	24	17	5			N VP	7	90+ Days	\$128.94	
	Exc Award (06/30/2017)																	
153311	Galle Heritage	12/27/2022	Active	14	1	0	1	7.69%	16		10			N M,VP,SC	9	90+ Days		
115158	GALLE KARAPITIYA	09/26/2011	Active(1)	20	5	7	-2	-9.09%	22	9	5			N	1		\$5,495.74	
	Exc Award (06/30/2019)																	
149771	Galle Mapalagama	02/08/2022	Active	24	8	4	4	20.00%	20	3	0			N M,SC	8	90+ Days		
143862	Galle Pinnaduwa	12/26/2020	Active	12	0	6	-6	-33.33%	20	3	3			T,M,VP,SC	8	90+ Days		
143849	Galle Pinnaduwa Grace	12/26/2020	Active	13	2	7	-5	-27.78%	21	2	0			N T,M,VP	10	90+ Days		
152585	Galle Royalty	09/12/2022	Active	15	3	9	-6	-28.57%	26	2	5			N	2			
	Exc Award (06/30/2023)																	



# Club Health Assessment for District 306 A2 through May 2025

			Status	Membership							Reports					Finance		LCIF
Club Number	Club Name	Charter Date		Current Member Count	YTD Members Added	YTD Members Dropped	YTD Net Growth	YTD Net Growth%	Member Count 12 Months Ago	Avg. length of service for dropped members	Months Since Last MMR ***	Yrs. Since Last Officer Report	President Rotation	Vice President Reported ****	Months Since Last Activity Report ***	Account Balance	Donations for current Fiscal Year	
			Number of times on status quo within last two years	If below 15 members appears				If net loss is greater than 20% appears			If no report in 3 months appears in	When more than one year appears in	Number of repeat terms	Notes the officers that do not have an active	If no report at 12 months appears in red			
130452	Godigamuwa Centennial	04/20/2017	Active(1)	18	1	11	-10	-35.71%	27	3	0			S,M,VP	4			
	Exc Award (06/30/2018, 06/30/2021, 06/30/2022)																	
51112	GONAPOLA	12/10/1990	Active	36	2	3	-1	-2.70%	38	10	2			N	P,VP	9	\$44.51	
	Exc Award (06/30/2016, 06/30/2018, 06/30/2022)																	
54617	HAKMANA & WALAKADA	06/16/1993	Active(2)	8	0	0	0	0.00%	8		18			P,M,VP,SC	7			
	Exc Award (06/30/2021)																	
130368	Haltota Centennial	03/22/2017	Active(1)	12	0	0	0	0.00%	12		11			N	M,SC	10	90+ Days	
	Exc Award (06/30/2018, 06/30/2021, 06/30/2022)																	
116565	HANDAPANGODA	05/02/2012	Cancelled(8*)	0	10	10	0	0.00%	10	12	1		None	P,S,T,M,VP SC	10	90+ Days		
	Exc Award (06/30/2017, 06/30/2018)																	
89132	HAVELOCK CITY	08/24/2005	Active	17	0	5	-5	-22.73%	22	7	4			S,VP,SC	5			
	Exc Award (06/30/2016, 06/30/2018)																	
142116	Horana	07/08/2020	Active	40	3	4	-1	-2.44%	41	6	0			N		0	\$921.19	
	Exc Award (06/30/2023, 06/30/2024)																	
102068	HORANA MIDCITY	05/22/2008	Status Quo(1)	19	3	0	3	18.75%	16		8			S,M,VP,SC	9	90+ Days	\$16.35	
	Exc Award (06/30/2016, 06/30/2017, 06/30/2022)																	
150352	Horana Central	03/30/2022	Status Quo(2)	16	1	12	-11	-40.74%	27	2	1			R		9	90+ Days	
61757	HORANA METRO	04/02/1999	Active	24	6	4	2	9.09%	22	4	0			N		1	\$977.51	
	Exc Award (06/30/2018, 06/30/2019, 06/30/2022)																	
45937	INGIRIYA	03/05/1986	Active(2)	32	0	3	-3	-8.57%	35	14	4			N	M	10		
	Exc Award (06/30/2017, 06/30/2018, 06/30/2022)																	
102192	KAHATUDUWA	06/25/2008	Active	23	0	0	0	0.00%	23		9			N	SC	7	\$920.53	
	Exc Award (06/30/2017, 06/30/2018, 06/30/2022)																	
54648	KAMBURUPITIYA	06/24/1993	Active	26	2	0	2	8.33%	24		7			R		0		
	Exc Award (06/30/2016, 06/30/2018, 06/30/2022)																	
65336	KESBEWA	05/15/2002	Active	25	6	4	2	8.70%	23	10	0			M,VP,SC	5			
	Exc Award (06/30/2018, 06/30/2019)																	
60689	MADAPATHA	04/24/1998	Active	36	0	5	-5	-12.20%	42	8	0			N	M,SC	7	\$905.49	
	Exc Award (06/30/2016, 06/30/2017, 06/30/2022)																	





# Club Health Assessment for District 306 A2 through May 2025

			Status	Membership							Reports					Finance		LCIF
Club Number	Club Name	Charter Date		Current Member Count	YTD Members Added	YTD Members Dropped	YTD Net Growth	YTD Net Growth%	Member Count 12 Months Ago	Avg. length of service for dropped members	Months Since Last MMR ***	Yrs. Since Last Officer Report	President Rotation	Vice President Reported ****	Months Since Last Activity Report ***	Account Balance	Donations for current Fiscal Year	
			Number of times on status quo within last two years	If below 15 members appears				If net loss is greater than 20% appears			If no report in 3 months appears in	When more than one year appears in	Number of repeat terms	Notes the officers that do not have an active	If no report at 12 months appears in red			
122527	Mahawila-Alubomulla	06/17/2014	Active	28	1	0	1	3.70%	26		7			VP,SC	1		\$1,829.66	
	Exc Award (06/30/2016, 06/30/2018, 06/30/2021)																	
101566	MAMPE	03/25/2008	Active	34	6	4	2	6.25%	32	5	1		N	T,M,VP,SC	1		\$991.80	
	Exc Award (06/30/2018, 06/30/2019, 06/30/2021)																	
25602	MATARA	10/21/1967	Active(1)	29	4	0	4	16.00%	25		4		N	VP	8			
	Exc Award (06/30/2019)																	
152627	Matara Elegance	09/21/2022	Active	42	9	0	9	27.27%	33		1		N		1		\$4,880.70	
56886	MATARA NILWALA	04/25/1995	Active	39	5	2	3	8.33%	36	23	0		N	M	1		\$1,828.32	
	Exc Award (06/30/2018, 06/30/2019, 06/30/2021)																	
60690	MATARA RAHULA	04/24/1998	Active(1)	22	4	1	3	15.79%	19	27	0		IP	M,VP	1			
	Exc Award (06/30/2017, 06/30/2018, 06/30/2021)																	
46657	MATTEGODA	11/11/1986	Active	41	3	1	2	5.13%	39	1	0		N		3		\$901.71	
	Exc Award (06/30/2017, 06/30/2019, 06/30/2021)																	
61758	MATUGAMA	04/02/1999	Active	30	0	0	0	0.00%	30		10		N	S,SC	10			
	Exc Award (06/30/2016, 06/30/2021)																	
144028	Meegahathenna	12/29/2020	Cancelled(8*)	0	0	4	-4	-100.00%	4	3	6		None	P,S,T,M,VP SC	20	90+ Days		
102194	MILLANIYA GOLDEN JUBILEE	05/21/2008	Active	40	4	0	4	11.11%	36		0		N	M,VP	0		\$1,863.01	
	Exc Award (06/30/2016, 06/30/2018, 06/30/2021)																	
124795	Miriswatta-Piliyandala	05/15/2015	Active	45	11	6	5	12.50%	40	3	0		N		0		\$2,239.59	
	Exc Award (06/30/2016, 06/30/2018, 06/30/2021)																	
82658	MONERAGALA UNDUNDORA	06/16/2004	Active	17	1	6	-5	-22.73%	22	6	0		N		4			
	Exc Award (06/30/2018, 06/30/2019, 06/30/2021)																	
87802	MORAGAHAHENA	06/14/2005	Active	21	6	1	5	31.25%	19	13	0		R	P,M,VP,SC	3			
	Exc Award (06/30/2016, 06/30/2018, 06/30/2021)																	
52017	MORAWAKA & PITABEDDARA L C	09/19/1991	Active(1)	19	2	1	1	5.56%	18	16	0		N	P,T,M	1		\$88.27	
	Exc Award (06/30/2016, 06/30/2019, 06/30/2021)																	
99435	NADIMALA	05/21/2007	Active	19	1	0	1	5.56%	19		4		R		1		\$55.63	
	Exc Award (06/30/2019, 06/30/2021, 06/30/2025)																	



# Club Health Assessment for District 306 A2 through May 2025

			Status	Membership							Reports					Finance		LCIF
Club Number	Club Name	Charter Date		Current Member Count	YTD Members Added	YTD Members Dropped	YTD Net Growth	YTD Net Growth%	Member Count 12 Months Ago	Avg. length of service for dropped members	Months Since Last MMR ***	Yrs. Since Last Officer Report	President Rotation	Vice President Reported *****	Months Since Last Activity Report ***	Account Balance	Donations for current Fiscal Year	
			Number of times on status quo within last two years	If below 15 members appears				If net loss is greater than 20% appears			If no report in 3 months appears in	When more than one year appears in	Number of repeat terms	Notes the officers that do not have appears in an active	If no report at 12 months red			
134663	Neboda Ranwalagala	05/11/2018	Active	27	5	2	3	12.50%	23	7	2			N	SC	2	90+ Days	\$900.71
	Exc Award (06/30/2019, 06/30/2021)																	
51311	PALANWATTE HONNANTARA	02/12/1991	Active	16	0	0	0	0.00%	16		15		4		P,M,VP,SC	5		
	Exc Award (06/30/2016, 06/30/2018, 06/30/2020)																	
78299	PASDUNKORALE	02/19/2004	Active	38	7	4	3	8.57%	35	2	5			N	M,VP,SC	7		
	Exc Award (06/30/2016, 06/30/2018, 06/30/2020)																	
83034	PEPILIYANA	06/30/2004	Active	18	0	3	-3	-14.29%	21	4	5			N	M	9		
	Exc Award (06/30/2016, 06/30/2019, 06/30/2020)																	
141123	Pepiliyana Crystal	06/18/2020	Cancelled(8*)	0	0	16	-16	-100.00%	16	7	2		None		P,S,T,M,VP SC	10	90+ Days	
	Exc Award (06/30/2021)																	
100602	PEPILIYANA WOODLAND	11/26/2007	Active(1)	17	0	0	0	0.00%	21		11		None	N	P,S,VP	8	90+ Days	
	Exc Award (06/30/2016, 06/30/2018, 06/30/2020)																	
30454	PILIYANDALA	03/24/1975	Active	43	8	2	6	16.22%	36	24	2				M,VP,SC	1		\$901.71
	Exc Award (06/30/2016, 06/30/2018, 06/30/2020)																	
133041	Piliyandala Central New Century	11/28/2017	Active(1)	15	9	17	-8	-34.78%	21	4	0			R	P,T,M,SC	2		\$900.71
	Exc Award (06/30/2019, 06/30/2021)																	
43797	POLGASOWITA	04/05/1984	Active	33	0	0	0	0.00%	33		0			N		1		\$921.19
	Exc Award (06/30/2016, 06/30/2017, 06/30/2020)																	
96992	RAIGAMPURAWARAYA	04/24/2006	Status Quo(1)	31	2	0	2	6.90%	29		5			N		3	90+ Days	
	Exc Award (06/30/2016, 06/30/2018, 06/30/2020)																	
89607	RATTANAPITIYA	11/08/2005	Active	17	0	0	0	0.00%	17		4				VP	0	90+ Days	
	Exc Award (06/30/2016, 06/30/2018)																	
123451	Thanamalwila	10/24/2014	Cancelled(8*)	0	0	6	-6	-100.00%	6	9	13		None		P,S,T,M,VP SC	8	90+ Days	
	Exc Award (06/30/2019)																	
119874	Uragasmanhandiya	06/28/2013	Active(2)	17	0	0	0	0.00%	17		13				T,M,VP,SC	3		
	Exc Award (06/30/2017, 06/30/2018)																	
51596	WALASMULLA	04/29/1991	Active	30	4	4	0	0.00%	30	11	4		None	N	P,T,M	1	90+ Days	\$921.19
	Exc Award (06/30/2018, 06/30/2021)																	
116399	WEEDAGAMA	04/04/2012	Active	15	1	8	-7	-31.82%	22	10	0			N		1		



## Club Health Assessment for District 306 A2 through May 2025

			Status	Membership							Reports					Finance		LCIF
Club Number	Club Name	Charter Date		Current Member Count	YTD Members Added	YTD Members Dropped	YTD Net Growth	YTD Net Growth%	Member Count 12 Months Ago	Avg. length of service for dropped members	Months Since Last MMR ***	Yrs. Since Last Officer Report	President Rotation	Vice President Reported ****	Months Since Last Activity Report ***	Account Balance	Donations for current Fiscal Year	
			Number of times on status quo within last two years	If below 15 members appears				If net loss is greater than 20% appears			If no report in 3 months appears in	When more than one year appears in	Number of repeat terms	Notes the officers that do not have an active	If no report at 12 months appears in red			
Exc Award (06/30/2017, 06/30/2018, 06/30/2020)			Active	13	0	0	0	0.00%	13		10		None	P,S,T,M,VP SC	8	90+ Days		
62968	WEERAKETIYA	03/30/2000																
Exc Award (06/30/2016)			Active(1)	22	0	0	0	0.00%	22		2	1	None	P,S,T,M,VP SC	7		\$532.43	
146870	Weeraketiya Kotabo	06/20/2021																
136673	Wellassa Monaragala	11/23/2018	Status Quo(1)	23	1	3	-2	-8.00%	29	4	5			N	7	90+ Days	\$900.71	
Exc Award (06/30/2019, 06/30/2021)			Active	21	0	5	-5	-19.23%	26	11	0		2	R	1		\$733.67	
137090	Wellawatte Legends	12/27/2018																
Exc Award (06/30/2019)			Active	23	16	35	-19	-45.24%	42	3	0			N	M,SC	4	\$1,005.43	
32339	WELLAWATTE WEST	05/28/1976																
Exc Award (06/30/2016, 06/30/2021, 06/30/2020)			Active(1)	29	1	1	0	0.00%	31	7	5			N	7			
118216	WELLAWAYA	10/31/2012																
Exc Award (06/30/2016, 06/30/2018, 06/30/2020)			Active	26	3	0	3	13.04%	22		4			N	P	1	90+ Days	\$905.49
130758	Wellawaya Centennial	05/11/2017																
Exc Award (06/30/2018, 06/30/2019, 06/30/2020)			Status Quo(2)	14	2	0	2	16.67%	21		8			M,VP,SC	8	90+ Days		
60691	WEAHERA	04/24/1998																
Exc Award (06/30/2016, 06/30/2019, 06/30/2020)			Active	27	6	3	3	12.50%	24	9	5			R	9		\$3,631.31	
101835	WETARA KAHATUDUWA	05/07/2008																
Exc Award (06/30/2019, 06/30/2021, 06/30/2020)																		

Clubs Cancelled Previous Fiscal Year – Clubs Cancelled within last 12 months may be reinstated

Club Number	Club Name	Charter Date	Current Status*	Cancellation Date
109370	DEHIWALA NEW CITY	09/28/2010	Cancelled(8*)	12/29/2023
140186	Kalubowila Sunrise	12/19/2019	Cancelled(8*)	02/29/2024
151421	Siyambalanduwa Business Circle	06/22/2022	Cancelled(8*)	12/29/2023
133677	Siyambalanduwa Manabarana New Century	01/30/2018	Cancelled(8*)	06/29/2024



## Club Health Assessment for District 306 A2 through May 2025

Club NumberClub NameCharter Date			Status		Membership								Reports					Finance		LCIF
					Current Member Count	YTD Members Added	YTD Members Dropped	YTD Net Growth	YTD Net Growth%	Member Count 12 Months Ago	Avg. length of service for dropped members	Months Since Last MMR ***	Yrs. Since Last Officer Report	President Rotation	Vice President Reported ****	Months Since Last Activity Report ***	Account Balance	Donations for current Fiscal Year		
			Number of times on status quo within last two years	If below 15 members appears				If net loss is greater than 20% appears			If no report in 3 months appears in	When more than one year appears in	Number of repeat terms	Notes the officers that do not have an active	If no report at 12 months appears in red					
Current Total Clubs Count	YTD New Clubs Count	YTD Cancelled Clubs Count	YTD Net Club Gain	Current Total Members Count	YTD Add	YTD Drop	YTD Net Growth	YTD Net Growth %	Member Count 12 Months Ago	Average Member Count Per Club	% of Clubs with less than 20 members	% No MMR in 3 Months	% No Officer Report in 12 Months	% of Clubs with balance 90+ days	Number of Clubs in Status Quo	% Status Quo Clubs in Financial Suspension	Number of Cancelled Clubs	Average Cancelled Club Age	Members Lost Due to Cancellation	% of Clubs Cancelled for Non-Financial Reasons
116	12	6	6	2,833	787	535	252	9.76%	2,625	24	36%	47%	2%	35%	9	100%	6	10	62	-67%

\* - P - Priority Club. Cancellation Reasons: 1-Objectives/conduct, 2-Non-active club, 5-Non-existing club, 6-Disbanding, 7-Merger, 8-Financial Suspension, 9-District/Multiple District Dues.

\*\* - Abbreviation: P-President, S-Secretary, T-Treasurer, M-Member Chairperson, VP-First Vice President, MC-Communications Chairperson, SC-Service Chairperson

\*\*\* - Abbreviation: N/R - Never reported using the Lions Clubs website, N/A - Not applicable, No password registered for the Lions Clubs website.

\*\*\*\* - Abbreviation: N - New, IP - Immediate Past, R - Repeat.



# Club Health Assessment for District 306 B1 through May 2025

Club Number	Club Name	Charter Date	Status	Membership							Reports					Finance	LCIF
				Current Member Count	YTD Members Added	YTD Members Dropped	YTD Net Growth	YTD Net Growth%	Member Count 12 Months Ago	Avg. length of service for members	Months Since Last MMR ***	Yrs. Since Last Officer Report	President Rotation	Vice President Reported ****	Months Since Last Activity Report ***	Account Balance	Donations for current Fiscal Year
			Number of times on status quo within last two years	If below 15 members appears				If net loss is greater than 20% appears			If no report in 3 months appears	When more than one year appears in	Number of repeat terms	Notes the officers that do not have an active	If no report at 12 months red		
<b>Clubs less than two years old</b>																	
156150	Chilaw Royals	05/10/2024	Active	12	2	10	-8	-40.00%	21	0	3		2	N	M	4	
179981	Colombo Grand Stars	12/19/2024	Active	24	24	0	24	100.00%	0		1			N		1	
179994	Colombo Prestige	12/18/2024	Status Quo(1)	20	20	0	20	100.00%	0		5				M,VP,SC	4	90+ Days
172065	Colombo Professionals	06/11/2024	Active(1)	27	13	6	7	35.00%	0	1	0		2	N	SC	6	
177043	Dummaladeniya Golden Voice	12/13/2024	Active	20	20	0	20	100.00%	0		5				M,VP,SC	1	
171721	Irupalai	05/29/2024	Cancelled(8*)	0	0	20	-20	-100.00%	20	1	2		None		P,S,T,M,VP SC	N/A	90+ Days
157712	Jaffna Diamond	03/13/2024	Active	16	1	9	-8	-33.33%	24	2	5		2		S,T,M,VP,SC	8	90+ Days
157501	Jaffna Lotus	03/01/2024	Active	10	0	10	-10	-50.00%	20	1	5		None		P,S,T,M,VP SC	8	90+ Days
157419	Jaffna Pearl	02/14/2024	Cancelled(8*)	0	0	32	-32	-100.00%	31	1	10		None		P,S,T,M,VP SC	N/A	90+ Days
154279	Kotahena Grand City	06/08/2023	Active(1)	20	6	1	5	33.33%	24	19	2				T,VP,SC	7	
155541	Myliddy Golden Star	08/11/2023	Cancelled(8*)	0	7	44	-37	-100.00%	37	2	2		None		P,S,T,M,VP SC	7	90+ Days
157878	Neervely	04/25/2024	Cancelled(8*)	0	0	34	-34	-100.00%	33	1	2		None		P,S,T,M,VP SC	12	90+ Days
172233	Pamunugama Legends	06/14/2024	Active(1)	21	5	6	-1	-4.55%	0	13	0			N		8	
181231	Pettah Orient City	04/03/2025	Newly Chartered	22	22	0	22	100.00%	0		0				M,VP,SC	1	
157810	Wattala Phoenix	04/29/2024	Active	20	0	0	0	0.00%	20		13		2		T,M,VP,SC	1	
154431	Wennappuwa New Voice	06/20/2023	Active	46	0	0	0	0.00%	46		3		3	R		4	
<b>Clubs more than two years old</b>																	
66931	ATCHUVELY CIRCLE	12/12/2002	Active(2)	20	3	6	-3	-13.04%	23	8	5				M,VP,SC	8	
120192	Chaavakarchcheri City	10/08/2013	Active(2)	14	0	0	0	0.00%	11		10			N	SC	8	90+ Days
109461	CHANKANAI	10/06/2010	Status Quo(1)	21	4	3	1	5.00%	20	12	5			N	T,M,SC	8	90+ Days
Exc Award (06/30/2018, 06/30/2020)																	
37091	CHAVAKACHCHERI	05/04/1979	Active(1)	46	9	0	9	24.32%	40		0		2	R		3	
115873	CHILAW CIRCLE	01/16/2012	Active	25	5	0	5	25.00%	21		0			N	VP	3	90+ Days
50159	CHUNNAKAM	02/02/1990	Status Quo(1)	27	0	2	-2	-6.90%	32	16	2			N		7	90+ Days



# Club Health Assessment for District 306 B1 through May 2025

			Status	Membership							Reports					Finance		LCIF
Club Number	Club Name	Charter Date		Current Member Count	YTD Members Added	YTD Members Dropped	YTD Net Growth	YTD Net Growth%	Member Count 12 Months Ago	Avg. length of service for dropped members	Months Since Last MMR ***	Yrs. Since Last Officer Report	President Rotation	Vice President Reported ****	Months Since Last Activity Report ***	Account Balance	Donations for current Fiscal Year	
			Number of times on status quo within last two years	If below 15 members appears					If net loss is greater than 20% appears		If no report in 3 months appears in	When more than one year appears in	Number of repeat terms	Notes the officers that do not have an active	If no report at 12 months appears in red			
25585	COLOMBO CENTRAL	06/14/1972	Active	42	10	4	6	16.67%	35	3	0			N S	2		\$2,009.78	
Exc Award (06/30/2018, 06/30/2022)																		
140213	Colombo Challengers	12/30/2019	Active(1)	28	5	1	4	16.67%	24	5	0			N M	1			
Exc Award (06/30/2023, 06/30/2024)																		
25589	COLOMBO EAST	04/28/1967	Active(1)	15	11	0	11	275.00%	9		5			M,VP,SC	6			
Exc Award (06/30/2018, 06/30/2019)																		
154217	Colombo Gateway	04/17/2023	Active(1)	25	0	0	0	0.00%	25		11			N T,SC	9			
101504	COLOMBO GOLD CITY	03/10/2008	Active(1)	65	10	0	10	18.18%	55		0			N M	2		\$1,039.64	
Exc Award (06/30/2022, 06/30/2023, 06/30/2024)																		
84942	COLOMBO GRANDWAY	02/10/2005	Active	45	0	7	-7	-13.46%	58	4	0			N	7		\$4,111.93	
Exc Award (06/30/2018, 06/30/2020, 06/30/2024)																		
42328	COLOMBO HENDALA	02/25/1983	Active	40	0	2	-2	-4.76%	42	28	0			N SC	1			
Exc Award (06/30/2018, 06/30/2020, 06/30/2024)																		
54811	COLOMBO INNER COLOMBO	08/04/1993	Active(1)	18	0	0	0	0.00%	18		9			N	6		\$2,000.00	
Exc Award (06/30/2020)																		
50487	COLOMBO KOTAHENA EAST	04/30/1990	Active	41	4	0	4	10.81%	39		0			N P,T,M,SC	1			
Exc Award (06/30/2020, 06/30/2024)																		
134241	Colombo Lotus New Century	04/23/2018	Active	17	3	2	1	6.25%	16	0	2		2	R	1		\$155.61	
Exc Award (06/30/2020)																		
25587	COLOMBO NORTH	08/28/1964	Active	72	10	6	4	5.88%	68	6	7			R	2		\$2,064.35	
Exc Award (06/30/2016, 06/30/2018, 06/30/2024)																		
152475	Colombo North United	08/29/2022	Active	37	3	8	-5	-11.90%	42	1	1			N T	1		\$2,043.32	
Exc Award (06/30/2024)																		
101813	COLOMBO OASIS	05/22/2008	Active	25	0	3	-3	-10.71%	30	6	4			N SC	2			
Exc Award (06/30/2018, 06/30/2020, 06/30/2024)																		
84929	COLOMBO WATERS MEET	02/28/2005	Active	44	3	0	3	7.32%	51		8			N SC	0			
Exc Award (06/30/2018, 06/30/2020, 06/30/2024)																		
84451	COLOMBO WESTERN CITY	11/24/2004	Active	31	0	0	0	0.00%	31		5			R	6			
134954	Delathura Ja Ela New Century	06/20/2018	Active	22	1	0	1	4.76%	21		6			N	7			



# Club Health Assessment for District 306 B1 through May 2025

Club Number	Club Name	Charter Date	Status	Membership							Reports					Finance	LCIF
				Current Member Count	YTD Members Added	YTD Members Dropped	YTD Net Growth	YTD Net Growth%	Member Count 12 Months Ago	Avg. length of service for dropped members	Months Since Last MMR ***	Yrs. Since Last Officer Report	President Rotation	Vice President Reported ****	Months Since Last Activity Report ***	Account Balance	Donations for current Fiscal Year
			Number of times on status quo within last two years	If below 15 members appears				If net loss is greater than 20% appears			If no report in 3 months appears in	When more than one year appears in	Number of repeat terms	Notes the officers that do not have an active	If no report at 12 months appears in red		
99175	DELATURA TUDELLA	06/26/2007	Active(1)	20	0	3	-3	-13.04%	23	9	0		IP	M,VP	7		
	Exc Award (06/30/2018, 06/30/2022)																
56978	DUMMALADENIYA	05/26/1995	Active	28	26	32	-6	-17.65%	34	12	0		N		1		\$50.00
	Exc Award (06/30/2020, 06/30/2021, 06/30/2022)																
63039	INUVIL	04/04/2000	Active(1)	20	3	2	1	5.26%	19	22	5		R	T,VP,SC	5		
25595	JAFFNA	07/10/1973	Active(1)	38	9	0	9	31.03%	29		5		N	P	4		\$2,047.53
	Exc Award (06/30/2022)																
133051	Jaffna City New Century	11/22/2017	Active(1)	22	1	0	1	4.76%	24		10		N		7		
	Exc Award (06/30/2022)																
153876	Jaffna Fort	03/10/2023	Active(2)	13	0	8	-8	-38.10%	21	2	5		3	R	M,SC	7	
126528	Jaffna Gateway	02/29/2016	Active(1)	32	19	6	13	68.42%	19	4	0		N	T,M	1		\$9,438.26
	Exc Award (06/30/2018)																
134242	Jaffna Gold City New Century	04/30/2018	Status Quo(1)	21	6	7	-1	-4.55%	22	3	2		N	T	8	90+ Days	
	Exc Award (06/30/2022)																
137612	Jaffna Golden Star	05/20/2019	Status Quo(1)	21	11	5	6	40.00%	15	4	1			M,VP,SC	1	90+ Days	
152125	Jaffna Kingdom	10/27/2022	Active(2)	32	16	1	15	88.24%	17	2	5		N		0		
152124	Jaffna New World	08/22/2022	Status Quo(1)	33	18	16	2	6.45%	31	2	0		N	M	2	90+ Days	\$3,070.40
150398	Jaffna Yarl Orient	05/02/2022	Status Quo(1)	27	0	4	-4	-12.90%	30	4	5		R		7	90+ Days	
110322	KAITADI	02/07/2011	Status Quo(1)	15	32	33	-1	-6.25%	16	8	3		4	N	T,M,SC	8	90+ Days
	Exc Award (06/30/2018)																
137431	Kankesanthurai Golden Star	03/26/2019	Active(1)	18	0	0	0	0.00%	18		7		R	T	8	90+ Days	
	Exc Award (06/30/2021)																
134243	Katuneriya Blooms New Century	04/30/2018	Active(1)	24	7	9	-2	-7.69%	26	2	0		N	T	1		\$1,002.75
61670	KAYTS THEEVAGAM	03/22/1999	Active(1)	27	5	9	-4	-12.90%	36	10	1		N		9		\$1,016.94
	Exc Award (06/30/2018)																
147666	Kilinochchi City	08/04/2021	Active(1)	30	7	1	6	25.00%	24	5	5		N	S,VP,SC	3		
133052	Kilinochchi New Century	11/22/2017	Status Quo(1)	64	24	1	23	56.10%	42	3	3		N	M,SC	2	90+ Days	\$5,131.87
	Exc Award (06/30/2020, 06/30/2022)																





# Club Health Assessment for District 306 B1 through May 2025

			Status	Membership							Reports					Finance		LCIF
Club Number	Club Name	Charter Date		Current Member Count	YTD Members Added	YTD Members Dropped	YTD Net Growth	YTD Net Growth%	Member Count 12 Months Ago	Avg. length of service for dropped members	Months Since Last MMR ***	Yrs. Since Last Officer Report	President Rotation	Vice President Reported ****	Months Since Last Activity Report ***	Account Balance	Donations for current Fiscal Year	
			Number of times on status quo within last two years	If below 15 members appears				If net loss is greater than 20% appears			If no report in 3 months appears in	When more than one year appears in	Number of repeat terms	Notes the officers that do not have an active	If no report at 12 months appears in red			
41058	KOCHCHIKADE Exc Award (06/30/2018)	03/30/1982	Active	34	3	1	2	6.25%	32	0	1			N VP	6			
109495	KOCHCHIKADE BOLAWATTE	10/11/2010	Active(2)	17	0	0	0	0.00%	17		29			M,VP,SC	8			
60053	KOKUVIL	10/31/1997	Active(2)	29	9	0	9	45.00%	20		2		N	P,T,M,SC	2			
43799	KOPAY	04/12/1984	Active(1)	57	6	0	6	11.76%	51		2			VP	7		\$3,074.13	
29429	KOTAHENA Exc Award (06/30/2018)	05/29/1974	Active	21	1	0	1	5.00%	20		4			M,VP,SC	1			
88050	KOTAHENA CIRCLE Exc Award (06/30/2018, 06/30/2020, 06/30/2022)	05/09/2005	Active(1)	42	6	0	6	16.67%	40		6		N		3			
48191	KOTAHENA WEST Exc Award (06/30/2022)	02/23/1988	Active	17	1	0	1	6.25%	20		4		R		6	90+ Days		
99452	MABOLE Exc Award (06/30/2021, 06/30/2022, 06/30/2024)	06/26/2007	Active	29	0	0	0	0.00%	29		0		N		0			
149406	Mabole Infinity	03/07/2022	Status Quo(1)	12	0	0	0	0.00%	12		7		2	M,VP,SC	8	90+ Days		
55437	MADAMPE	03/22/1994	Active	31	5	3	2	6.90%	32	8	1		N	P,T,M,VP	1			
64365	MADAMPE MAHAWEWA Exc Award (06/30/2018, 06/30/2024)	06/11/2001	Active	26	0	5	-5	-16.13%	31	11	1		N	T	9			
152496	Madampe Suduwella We are One	10/20/2022	Active(1)	25	5	0	5	25.00%	20		5		N		0			
105491	MAHABAGE PIP M AMARASURIYA Exc Award (06/30/2020)	05/14/2009	Active	25	5	4	1	4.17%	25	15	0		N	T,M	0			
84785	MAHAWEWA Exc Award (06/30/2024)	01/31/2005	Active	35	1	0	1	2.94%	35		5		N	SC	8			
117095	MAHAWEWA MADAMPE WITHOUT BOUNDARIES	06/06/2012	Active	20	1	4	-3	-13.04%	23	11	2			T,M,VP,SC	8			
68687	MALLAKAM TELLIPALLAI Exc Award (06/30/2020)	04/21/2003	Active(2)	27	5	2	3	12.50%	24	22	4		N	M,VP,SC	8			
141540	Mallavi Exc Award (06/30/2022)	06/01/2020	Status Quo(1)	24	8	0	8	50.00%	16		4		N		6	90+ Days		



# Club Health Assessment for District 306 B1 through May 2025

			Status	Membership							Reports					Finance		LCIF
Club Number	Club Name	Charter Date		Current Member Count	YTD Members Added	YTD Members Dropped	YTD Net Growth	YTD Net Growth%	Member Count 12 Months Ago	Avg. length of service for dropped members	Months Since Last MMR ***	Yrs. Since Last Officer Report	President Rotation	Vice President Reported ****	Months Since Last Activity Report ***	Account Balance	Donations for current Fiscal Year	
			Number of times on status quo within last two years	If below 15 members appears				If net loss is greater than 20% appears			If no report in 3 months appears in	When more than one year appears in	Number of repeat terms	Notes the officers that do not have an active	If no report at 12 months appears in red			
60473	MANIPAY CIRCLE	03/10/1998	Active	20	0	0	0	0.00%	20		12			N VP,SC	8	90+ Days		
115838	MANIPAY CITY	01/17/2012	Active	23	3	3	0	0.00%	26	3	4			N	1			
	Exc Award (06/30/2018)																	
47093	MANIPAY PARISH	03/27/1987	Active	30	2	0	2	7.14%	28		2			N	2		\$10.00	
	Exc Award (06/30/2020, 06/30/2022)																	
31055	MANNAR	06/30/1975	Active(1)	26	0	0	0	0.00%	26		4		None	N P	2			
	Exc Award (06/30/2022, 06/30/2024)																	
150200	Mannar Pearl	03/17/2022	Status Quo(2)	14	0	0	0	0.00%	22		11			R	8	90+ Days		
106027	MARAWILLA PROFESSIONAL	06/29/2009	Active	15	1	3	-2	-11.76%	20	12	6			S,M,VP,SC	8			
50220	MATTUMAGALA	02/21/1990	Status Quo(1)	30	0	0	0	0.00%	21		9			R	1	90+ Days	\$1,000.24	
30300	MODERA-MATTAKKULIYA	02/24/1975	Active	30	6	5	1	3.45%	39	10	0			N M	0			
	Exc Award (06/30/2021, 06/30/2022)																	
37382	MUTWAL SOUTH	06/25/1979	Active	32	3	1	2	6.67%	30	19	8			M,VP,SC	1		\$1,039.64	
	Exc Award (06/30/2018)																	
49947	NALLUR	11/03/1989	Active	72	7	6	1	1.41%	81	9	0			N	1		\$1,024.71	
	Exc Award (06/30/2018, 06/30/2020, 06/30/2022)																	
152126	Nallur Kingdom	08/22/2022	Active(1)	40	6	20	-14	-25.93%	37	2	5			T,M,VP,SC	8			
	Exc Award (06/30/2024)																	
138018	Nallur North Golden Star	04/30/2019	Active(1)	26	4	0	4	18.18%	25		1			N	0			
	Exc Award (06/30/2022, 06/30/2023)																	
153355	Nattandiya Paragons	12/30/2022	Active(2)	22	4	4	0	0.00%	22	2	4		3	M,VP,SC	0			
116684	NEGOMBO CATAMARAN	04/26/2012	Active	26	5	3	2	8.33%	24	7	0			N T,VP	1			
	Exc Award (06/30/2019, 06/30/2024)																	
99450	NEGOMBO CITY	06/26/2007	Active(1)	36	3	0	3	9.09%	33		9			N P,M,VP	5		\$1,024.71	
	Exc Award (06/30/2020)																	
107246	NEGOMBO HORIZON	01/12/2010	Active	20	0	6	-6	-23.08%	25	4	0			N P,T,SC	3	90+ Days		
25607	NEGOMBO HOST	04/08/1967	Active(1)	29	6	7	-1	-3.33%	30	9	0			N M	6		\$251.83	
	Exc Award (06/30/2018)																	




# Club Health Assessment for District 306 B1 through May 2025

			Status	Membership							Reports					Finance		LCIF
Club Number	Club Name	Charter Date		Current Member Count	YTD Members Added	YTD Members Dropped	YTD Net Growth	YTD Net Growth%	Member Count 12 Months Ago	Avg. length of service for dropped members	Months Since Last MMR ***	Yrs. Since Last Officer Report	President Rotation	Vice President Reported ****	Months Since Last Activity Report ***	Account Balance	Donations for current Fiscal Year	
			Number of times on status quo within last two years	If below 15 members appears				If net loss is greater than 20% appears			If no report in 3 months appears in	When more than one year appears in	Number of repeat terms	Notes the officers that do not have an active	If no report at 12 months appears in red			
132541	Negombo Katana New Century	08/24/2017	Active(1)	15	0	0	0	0.00%	15		35			N	SC	8		
Exc Award (06/30/2020)																		
61759	NEGOMBO METRO	04/08/1999	Active(1)	34	0	0	0	0.00%	34		3			N	M	9		
Exc Award (06/30/2018)																		
54904	NEGOMBO ORIENT	09/27/1993	Active	72	6	10	-4	-5.26%	76	11	0			VP		1		
Exc Award (06/30/2016, 06/30/2022, 06/30/20)																		
111634	NEGOMBO PAST LEOS	07/08/2011	P- Active(1)	0	0	0	0	0.00%	18		11		None	P,S,T,M,VP SC		8		
Exc Award (06/30/2016, 06/30/2018, 06/30/20)																		
147693	Negombo Zenith	07/27/2021	Active	23	0	4	-4	-14.81%	27	2	0			N		1	\$10.00	
Exc Award (06/30/2022, 06/30/2024)																		
118026	NELLIADY CIRCLE	10/19/2012	Active(1)	27	4	1	3	12.50%	28	8	5			P,VP,SC		8	\$1,006.10	
51081	PAMUNUGAMA	11/26/1990	Active(1)	44	6	0	6	15.79%	38		0			N		0		
Exc Award (06/30/2016, 06/30/2018)																		
130189	Pamunugama Grand	02/20/2017	Active(1)	29	5	1	4	16.00%	38	10	0			N		2		
Exc Award (06/30/2018, 06/30/2021, 06/30/20)																		
119043	PAMUNUGAMA JAELA	03/27/2013	Active	47	1	4	-3	-6.00%	56	9	0			N		2		
Exc Award (06/30/2016, 06/30/2018, 06/30/20)																		
150387	Pamunugama Jaela Cyber	06/16/2022	Active	9	0	9	-9	-50.00%	18	2	5			M,VP,SC		8	90+ Days	
32338	PETTAH	05/28/1976	Active	53	3	0	3	6.00%	50		0			N	T,M,SC	5		
Exc Award (06/30/2018, 06/30/2020, 06/30/20)																		
56979	POINT PEDRO VADAMARADCHY	05/25/1995	Active(1)	48	51	54	-3	-5.88%	51	18	0			N	SC	2		
Exc Award (06/30/2020)																		
130659	Puloly Vadamarachchy East	04/05/2017	Status Quo(1)	16	1	4	-3	-15.79%	19	5	0			N		8	90+ Days	
Exc Award (06/30/2022)																		
52341	PUTTALAM CENTRAL	12/30/1991	Status Quo(1)	13	0	0	0	0.00%	13		12		2	R	SC	8	90+ Days	
42596	SALAPURA	04/15/1983	Active	37	3	2	1	2.78%	36	22	0			N	VP,SC	1		
96972	THENMARADCHY EAST	04/21/2006	Active(1)	18	1	0	1	5.88%	18		0			N	SC	9	\$1,024.71	
65143	THIRUNELVELY CIRCLE	03/27/2002	Active(1)	22	3	0	3	15.79%	19		9			T,M,VP,SC		5		



## Club Health Assessment for District 306 B1 through May 2025

			Status	Membership							Reports					Finance	LCIF
Club Number	Club Name	Charter Date		Current Member Count	YTD Members Added	YTD Members Dropped	YTD Net Growth	YTD Net Growth%	Member Count 12 Months Ago	Avg. length of service for dropped members	Months Since Last MMR ***	Yrs. Since Last Officer Report	President Rotation	Vice President Reported ****	Months Since Last Activity Report ***	Account Balance	Donations for current Fiscal Year
			Number of times on status quo within last two years	If below 15 members appears				If net loss is greater than 20% appears			If no report in 3 months appears in	When more than one year appears in	Number of repeat terms	Notes the officers that do not have an active	If no report at 12 months appears in red		
Exc Award (06/30/2018, 06/30/2022)																	
61988	URUMPIRAI NORTHERN	05/19/1999	Active	17	2	3	-1	-5.56%	21	4	5			R	8		
Exc Award (06/30/2018, 06/30/2020, 06/30/2022)																	
34782	VADDUKODDAI	12/05/1977	Active(1)	45	11	1	10	28.57%	37	0	0			N	1		\$1,200.42
Exc Award (06/30/2020, 06/30/2022)																	
55611	VAVUNIYA	04/26/1994	Active(1)	46	37	1	36	360.00%	10	3	0			R	M,VP,SC	4	
143985	Vavuniya City	12/17/2020	Active(1)	36	1	3	-2	-5.26%	39	4	5			N	P,VP,SC	10	
25613	WATTALA	03/01/1968	Active	31	0	1	-1	-3.13%	32	1	0			N		3	
Exc Award (06/30/2018, 06/30/2020)																	
101503	WATTALA CLASSIC	03/10/2008	Active(1)	13	0	0	0	0.00%	13		17		2	R		8	
137647	Wayamba Golden Gateway	03/14/2019	Status Quo(1)	32	1	0	1	3.23%	31		7			R	M,SC	8	90+ Days
Exc Award (06/30/2020)																	
132661	Wennappuwa New Century	09/21/2017	Active(1)	25	0	0	0	0.00%	25		16			N	VP,SC	8	
32976	WENNAPPUWA-NATTANDIYA LC	11/10/1976	Active	25	2	9	-7	-21.88%	32	19	5			R	T,SC	7	


Clubs Cancelled Previous Fiscal Year – Clubs Cancelled within last 12 months may be reinstated

Club Number	Club Name	Charter Date	Current Status*	Cancellation Date
147505	Irupalai Golden Star	07/27/2021	Cancelled(8*)	12/29/2023
147506	Mullaitivu City	08/19/2021	Cancelled(8*)	06/29/2024
153887	Navatkuli	04/10/2023	Cancelled(8*)	10/29/2023
149407	Thirunelvly Golden Star	02/23/2022	Cancelled(8*)	06/29/2024
155432	Vanni Kings	08/11/2023	Cancelled(8*)	06/29/2024

Current Total Clubs Count	YTD New Clubs Count	YTD Cancelled Clubs Count	YTD Net Club Gain	Current Total Members Count	YTD Add	YTD Drop	YTD Net Growth	YTD Net Growth %	Member Count 12 Months Ago	Average Member Count Per Club	% of Clubs with less than 20 members	% No MMR in 3 Months	% No Officer Report in 12 Months	% of Clubs with balance 90+ days	Number of Clubs in Status Quo	% Status Quo Clubs in Financial Suspension	Number of Cancelled Clubs	Average Cancelled Club Age	Members Lost Due to Cancellation	% of Clubs Cancelled for Non-Financial Reasons
112	4	4	0	3,202	629	537	92	2.96%	3,183	29	21%	54%	0%	22%	16	100%	4	3	130	-125%



Club Health Assessment for District 306 B1 through May 2025

			Status	Membership							Reports					Finance	LCIF
Club Number	Club Name	Charter Date		Current Member Count	YTD Members Added	YTD Members Dropped	YTD Net Growth	YTD Net Growth%	Member Count 12 Months Ago	Avg. length of service for dropped members	Months Since Last MMR ***	Yrs. Since Last Officer Report	President Rotation	Vice President Reported ****	Months Since Last Activity Report ***	Account Balance	Donations for current Fiscal Year
			Number of times on status quo within last two years	If below 15 members appears				If net loss is greater than 20% appears			If no report in 3 months appears in	When more than one year appears in	Number of repeat terms	Notes the officers that do not have an active	If no report at 12 months appears in red		



# Club Health Assessment for District 306 B2 through May 2025

			Status	Membership							Reports					Finance	LCIF
Club Number	Club Name	Charter Date		Current Member Count	YTD Members Added	YTD Members Dropped	YTD Net Growth	YTD Net Growth%	Member Count 12 Months Ago	Avg. length of service for dropped members	Months Since Last MMR ***	Yrs. Since Last Officer Report	President Rotation	Vice President Reported ****	Months Since Last Activity Report ***	Account Balance	Donations for current Fiscal Year
			Number of times on status quo within last two years	If below 15 members appears				If net loss is greater than 20% appears			If no report in 3 months appears in	When more than one year appears in	Number of repeat terms	Notes the officers that do not have an active	If no report at 12 months appears in red		
Clubs less than two years old																	
156141	Aluthgama Bogamuwa	04/22/2024	Active	17	0	2	-2	-10.53%	20	1	5		2	R	P,T	2	
155948	Avukana Heritage	09/29/2023	Active	13	2	4	-2	-13.33%	20	1	0		2		T,M,VP,SC	1	
	Exc Award (06/30/2024)																
154464	Colombo Academia	06/12/2023	Cancelled(8*)	0	0	20	-20	-100.00%	20	2	5	1	None		P,S,T,M,VP SC	N/A	90+ Days
157795	Colombo Blue Ocean	04/10/2024	Active	23	0	0	0	0.00%	23		14		None		P,S,T,M,VP SC	7	90+ Days
156061	Colombo Catalysts	11/17/2023	Active	17	1	2	-1	-5.56%	20	2	0		2	R		9	
	Exc Award (06/30/2024)																
157918	Colombo Grand Premiere	04/10/2024	Active	21	1	0	1	5.00%	20		4		2	N	M	3	
180680	Colombo Legacy	02/10/2025	Active	22	22	0	22	100.00%	0		0				T,VP,SC	N/R	90+ Days
155952	Colombo Midtown Platinum	09/05/2023	Active	22	3	0	3	15.79%	21		3			N		3	
	Exc Award (06/30/2024)																
157413	Colombo Platinum Plaza	03/22/2024	Active	20	0	0	0	0.00%	20		0		None		P,S,T,M,VP	10	
154340	Colombo Plaza Archs	06/12/2023	Active(1)	23	0	0	0	0.00%	23		13		3	N		10	90+ Days
	Exc Award (06/30/2024)																
157436	Colombo Plaza Entrepreneurs	04/29/2024	Active	20	0	0	0	0.00%	20		11		None		P,S,T,M,VP	8	
171810	Colombo Ranhoti Plaza	05/23/2024	Active	20	0	0	0	0.00%	20		0		None		P,S,T,M,VP	10	
156327	Dankotuwa Legends	11/02/2023	Active	36	14	0	14	63.64%	22		3		2	N		9	\$900.22
	Exc Award (06/30/2024)																
155033	Gampaha Radiance	07/21/2023	Active	31	2	3	-1	-3.13%	32	1	1			N		3	\$1,326.50
	Exc Award (06/30/2024)																
177341	Kadawatha Excellence	10/03/2024	Active	27	27	0	27	100.00%	0		1			N		1	\$168.98
171838	Kiribathgoda Premier Star	05/23/2024	Active	37	7	0	7	23.33%	27		0		2	N		1	
155539	Kurunegala Apex Roar	08/11/2023	Active	24	5	1	4	20.00%	21	2	0			N		1	\$902.07
	Exc Award (06/30/2024)																
156882	Kurunegala Golden Circle	01/03/2024	Active	20	4	4	0	0.00%	20	1	2		2	N		3	
157964	Kurunegala Golden Circle Youth	04/25/2024	Active	17	13	0	13	325.00%	0		7				S,T,M,VP,SC	6	90+ Days



## Club Health Assessment for District 306 B2 through May 2025

			Status	Membership							Reports					Finance		LCIF
Club Number	Club Name	Charter Date		Current Member Count	YTD Members Added	YTD Members Dropped	YTD Net Growth	YTD Net Growth%	Member Count 12 Months Ago	Avg. length of service for dropped members	Months Since Last MMR ***	Yrs. Since Last Officer Report	President Rotation	Vice President Reported ****	Months Since Last Activity Report ***	Account Balance	Donations for current Fiscal Year	
			Number of times on status quo within last two years	If below 15 members appears				If net loss is greater than 20% appears			If no report in 3 months appears in	When more than one year appears in	Number of repeat terms	Notes the officers that do not have an active	If no report at 12 months appears in red			
179320	Kurunegala Kegalle Legend	11/22/2024	Active	36	39	3	36	100.00%	0	0	0			VP,SC	1			
155869	Kurunegala Legends	08/31/2023	Active	26	3	0	3	13.04%	24		0		N		2		\$258.25	
	Exc Award (06/30/2024)																	
182043	Kurunegala Metro City	05/09/2025	Newly Chartered	33	33	0	33	100.00%	0		0			M,VP,SC	N/R			
157836	Mawathagama Legends	04/10/2024	Active	20	0	0	0	0.00%	20		14		None	P,S,T,M,VP SC	6	90+ Days		
171672	Ragama Legends	06/12/2024	Active	23	3	0	3	15.00%	0		0		N	SC	1		\$934.93	
172448	Tholangomuwa Youth	06/27/2024	Active	20	0	0	0	0.00%	0		1		2	M,VP,SC	2	90+ Days		
156759	Veyangoda Vanguard	11/27/2023	Active	51	10	0	10	24.39%	43		0		N	SC	1			
	Exc Award (06/30/2024)																	
157622	Yapahuwa Kingdom Youth	04/11/2024	Active	12	1	10	-9	-42.86%	21	1	0		R	T,SC	9	90+ Days		
Clubs more than two years old																		
96729	ALAWWA	03/24/2006	Active	14	2	3	-1	-6.67%	15	4	5		2	R	P,M,VP,SC	9		
	Exc Award (06/30/2018, 06/30/2021, 06/30/2024)																	
130005	Alawwa Welcome Hundred	04/04/2017	Active	17	0	1	-1	-5.56%	18	8	2		N	P,M,SC	2			
	Exc Award (06/30/2018, 06/30/2021, 06/30/2024)																	
29171	ANURADHAPURA	04/12/1974	Active	29	2	6	-4	-12.12%	33	5	0		2	R	T	3	\$352.80	
	Exc Award (06/30/2017, 06/30/2021, 06/30/2024)																	
108519	ANURADHAPURA ALLIANCE	05/28/2010	Active	29	3	5	-2	-6.45%	31	6	5		R		1		\$900.09	
	Exc Award (06/30/2018, 06/30/2020, 06/30/2024)																	
105137	ANURADHAPURA CITY	04/01/2009	Active	31	17	18	-1	-3.13%	34	3	0		None	P,T,VP	2		\$10.08	
	Exc Award (06/30/2017, 06/30/2018, 06/30/2024)																	
46878	ANURADHAPURA METROPOLITAN	01/23/1987	Active(1)	25	1	2	-1	-3.85%	26	13	0		N		5			
	Exc Award (06/30/2017, 06/30/2018, 06/30/2024)																	
153397	Anuradhapura Platinum	01/06/2023	Active	19	1	7	-6	-24.00%	25	9	0			M,VP	2	90+ Days		
	Exc Award (06/30/2023, 06/30/2024)																	
144741	Anuradhapura Queens	03/31/2021	Active(2)	7	0	3	-3	-30.00%	18	3	0		3	S,T,M,VP,SC	6			
	Exc Award (06/30/2022, 06/30/2023)																	





# Club Health Assessment for District 306 B2 through May 2025

			Status	Membership							Reports					Finance	LCIF
Club Number	Club Name	Charter Date		Current Member Count	YTD Members Added	YTD Members Dropped	YTD Net Growth	YTD Net Growth%	Member Count 12 Months Ago	Avg. length of service for dropped members	Months Since Last MMR ***	Yrs. Since Last Officer Report	President Rotation	Vice President Reported ****	Months Since Last Activity Report ***	Account Balance	Donations for current Fiscal Year
			Number of times on status quo within last two years	If below 15 members appears				If net loss is greater than 20% appears			If no report in 3 months appears in	When more than one year appears in	Number of repeat terms	Notes the officers that do not have an active	If no report at 12 months appears in red		
57869	ATTANAGALLA	02/15/1996	Active	30	0	0	0	0.00%	30		9			N	T,SC	0	
	Exc Award (06/30/2017, 06/30/2021, 06/30/2024)																
117935	ATTANAGALLA DIAMOND STAR	10/10/2012	Active	28	8	3	5	21.74%	23	5	0			N		4	\$31.29
	Exc Award (06/30/2017, 06/30/2018, 06/30/2024)																
45198	AVISSAWELLA SEETHAWAKE	06/30/1985	Active	10	0	0	0	0.00%	10		12			R	VP	9	
	Exc Award (06/30/2018, 06/30/2024)																
34781	BIYAGAMA	12/01/1977	Active	46	4	8	-4	-8.00%	50	13	0			N		1	
	Exc Award (06/30/2017, 06/30/2018, 06/30/2024)																
115492	BIYAGAMA CIRCLE	11/07/2011	Active	30	6	0	6	25.00%	26		2		2	R		1	
	Exc Award (06/30/2020, 06/30/2021)																
148792	Biyagama Legends	10/31/2021	Active	24	0	0	0	0.00%	24		2			N		3	
	Exc Award (06/30/2022, 06/30/2023, 06/30/2024)																
149885	Biyagama Metro	04/01/2022	Active(1)	15	0	15	-15	-50.00%	29	2	5			N	M	4	
	Exc Award (06/30/2022, 06/30/2023, 06/30/2024)																
100224	BIYAGAMA NORTH	09/24/2007	Cancelled(8*)	0	0	27	-27	-100.00%	34	4	5		None		P,S,T,M,VP SC	14	90+ Days
	Exc Award (06/30/2020, 06/30/2022, 06/30/2024)																
134624	Biyagama Second Century Grand	06/20/2018	Cancelled(8*)	0	0	16	-16	-100.00%	16	4	5	1	None		P,S,T,M,VP SC	14	90+ Days
	Exc Award (06/30/2021, 06/30/2023)																
103312	BIYAGAMA SOUTH	08/19/2008	Active	29	3	11	-8	-21.62%	39	7	1			R		1	\$1,816.42
	Exc Award (06/30/2017, 06/30/2018, 06/30/2024)																
25584	BORELLA	02/22/1971	Active	26	2	1	1	4.00%	28	54	0			N		2	\$1,803.10
	Exc Award (06/30/2017, 06/30/2018, 06/30/2024)																
147907	Colombo Bankers	10/05/2021	Active	12	3	29	-26	-68.42%	34	3	0				M,VP,SC	6	
	Exc Award (06/30/2023, 06/30/2024)																
109719	COLOMBO BEACON CITY	11/16/2010	Active	19	0	1	-1	-5.00%	20	9	0			N	VP,SC	9	
	Exc Award (06/30/2018, 06/30/2021, 06/30/2024)																
152525	Colombo Blue Sapphire	10/10/2022	Active	31	7	3	4	14.81%	30	2	1			N	M	3	\$912.20
	Exc Award (06/30/2023, 06/30/2024)																
62353	COLOMBO CAPITAL CITY	09/07/1999	Active	45	0	0	0	0.00%	44		0		None		P,T,M,VP	3	\$3,063.02



# Club Health Assessment for District 306 B2 through May 2025

			Status	Membership							Reports					Finance	LCIF
Club Number	Club Name	Charter Date		Current Member Count	YTD Members Added	YTD Members Dropped	YTD Net Growth	YTD Net Growth%	Member Count 12 Months Ago	Avg. length of service for dropped members	Months Since Last MMR ***	Yrs. Since Last Officer Report	President Rotation	Vice President Reported ****	Months Since Last Activity Report ***	Account Balance	Donations for current Fiscal Year
			Number of times on status quo within last two years	If below 15 members appears					If net loss is greater than 20% appears			If no report in 3 months appears in	When more than one year appears in	Number of repeat terms	Notes the officers that do not have an active	If no report at 12 months appears in red	
Exc Award (06/30/2017, 06/30/2018, 06/30/2020)	50297 COLOMBO CIRCLE	03/16/1990	Active	49	0	3	-3	-5.77%	54	16	0			N S	1		\$918.67
Exc Award (06/30/2018, 06/30/2021, 06/30/2022)	41218 COLOMBO CITY	04/12/1982	Active	48	0	4	-4	-7.69%	56	10	0			N	2		
Exc Award (06/30/2018, 06/30/2020, 06/30/2022)	152682 Colombo City Harvest	01/06/2023	Cancelled(8*)	0	0	16	-16	-100.00%	16	2	5	1	None	P,S,T,M,VP SC	14	90+ Days	
Exc Award (06/30/2023)	153177 Colombo City Stars	02/02/2023	Active(2)	21	17	13	4	23.53%	17	1	0		2	N	2	90+ Days	
Exc Award (06/30/2023)	60679 COLOMBO DOWNTOWN	04/22/1998	Active	16	1	0	1	6.67%	22		5			VP	4		
Exc Award (06/30/2018, 06/30/2020, 06/30/2022)	152936 Colombo Elite	11/08/2022	Active	19	3	6	-3	-13.64%	20	2	0			N S	5		
Exc Award (06/30/2023)	147381 Colombo Entrepreneurs	07/05/2021	Active(1)	25	2	0	2	8.70%	26		1			N	1		
Exc Award (06/30/2022)	151292 Colombo Evergreen	06/16/2022	Active	36	14	0	14	63.64%	24		0			N	1		
Exc Award (06/30/2022, 06/30/2023, 06/30/2024)	134001 Colombo Eye Care Second Century	03/21/2018	Active	12	0	5	-5	-29.41%	21	5	0		2	N S,M	9		
Exc Award (06/30/2022, 06/30/2023)	147388 Colombo Golden Minds	07/12/2021	Status Quo(1)	17	0	0	0	0.00%	17		0			T,M,VP	6	90+ Days	
Exc Award (06/30/2024)	148857 Colombo Golden Plaza	01/24/2022	Status Quo(2)	50	0	0	0	0.00%	50		13	1	None	P,S,T,M,VP SC	6	90+ Days	
Exc Award (06/30/2022, 06/30/2023, 06/30/2024)	91787 COLOMBO GRAND CIRCLE	12/07/2005	Active	24	1	0	1	4.35%	23		0		2	N	3		\$24,402.00
Exc Award (06/30/2018, 06/30/2022, 06/30/2024)	84805 COLOMBO GRAND CITY	02/03/2005	Active(1)	40	6	0	6	17.65%	41		0		2	M,VP	10		
Exc Award (06/30/2018, 06/30/2021, 06/30/2024)	105347 COLOMBO GRAND NORTH	05/01/2009	Active	65	3	1	2	3.17%	63	10	1			N	4		\$2,901.39
Exc Award (06/30/2018, 06/30/2022, 06/30/2024)																	



# Club Health Assessment for District 306 B2 through May 2025

			Status	Membership							Reports					Finance		LCIF
Club Number	Club Name	Charter Date		Current Member Count	YTD Members Added	YTD Members Dropped	YTD Net Growth	YTD Net Growth%	Member Count 12 Months Ago	Avg. length of service for dropped members	Months Since Last MMR ***	Yrs. Since Last Officer Report	President Rotation	Vice President Reported ****	Months Since Last Activity Report ***	Account Balance	Donations for current Fiscal Year	
			Number of times on status quo within last two years	If below 15 members appears				If net loss is greater than 20% appears			If no report in 3 months appears in	When more than one year appears in	Number of repeat terms	Notes the officers that do not have an active	If no report at 12 months appears in red			
147728	Colombo Grand Town	08/26/2021	Status Quo(1)	15	5	14	-9	-37.50%	21	2	0			VP	8	90+ Days		
	Exc Award (06/30/2022, 06/30/2023, 06/30/2024)																	
46089	COLOMBO KHETTARAMA	04/28/1986	Active(2)	11	2	0	2	22.22%	9		3			N	P,M,VP	10	90+ Days	
	Exc Award (06/30/2021)																	
66859	COLOMBO METRO CITY	11/26/2002	Active	40	9	4	5	14.29%	40	8	1			VP	4		\$3,632.56	
	Exc Award (06/30/2018, 06/30/2023)																	
40381	COLOMBO METROPOLITAN	09/03/1981	Active(1)	14	0	0	0	0.00%	14		15	1	None	P,S,T,M,VP SC	6			
	Exc Award (06/30/2018, 06/30/2023)																	
55022	COLOMBO MID-TOWN	11/03/1993	Active(1)	16	1	1	0	0.00%	17	3	3			VP	4			
	Exc Award (06/30/2018, 06/30/2021, 06/30/2024)																	
152459	Colombo Midtown Circle	10/17/2022	Active(1)	3	0	12	-12	-80.00%	15	3	0		4	S,T,M,VP,SC	8	90+ Days		
	Exc Award (06/30/2023)																	
149772	Colombo Mutual Plaza Star	02/24/2022	Active(1)	43	10	0	10	30.30%	39		1			N	1		\$3,638.00	
	Exc Award (06/30/2022, 06/30/2024)																	
97094	COLOMBO OCEAN CITY	05/05/2006	Active	67	10	2	8	13.56%	61	0	0			N	1		\$8,580.48	
	Exc Award (06/30/2021, 06/30/2022, 06/30/2024)																	
45308	COLOMBO ORIENT	07/18/1985	Active(1)	24	8	0	8	50.00%	16		0		2	T,M,VP	7			
	Exc Award (06/30/2018, 06/30/2023)																	
65384	COLOMBO PLAZA	05/28/2002	Active	73	1	29	-28	-27.72%	103	12	0			N	M	8		
	Exc Award (06/30/2017, 06/30/2018, 06/30/2024)																	
150720	Colombo Plaza Achievers	06/03/2022	Cancelled(8*)	0	0	36	-36	-100.00%	36	2	4		None	P,S,T,M,VP SC	8	90+ Days		
	Exc Award (06/30/2022, 06/30/2023, 06/30/2024)																	
132158	Colombo Second Century Pioneer Leo	10/27/2017	Active	19	5	0	5	35.71%	22		6			N	S	2		
	Exc Award (06/30/2018, 06/30/2023)																	
57870	COLOMBO SOMERSET	02/15/1996	Active	47	3	5	-2	-4.08%	51	3	0			N	1		\$686.56	
	Exc Award (06/30/2017, 06/30/2018, 06/30/2024)																	
152457	Colombo United	09/21/2022	Active	41	1	32	-31	-43.06%	103	2	0		None	P,T,M,VP,SC	6			
	Exc Award (06/30/2023)																	
104085	COLOMBO VICTORIA CITY	12/05/2008	Active	36	0	4	-4	-10.00%	40	2	5		3	N	M	3		



## Club Health Assessment for District 306 B2 through May 2025

			Status	Membership							Reports					Finance		LCIF		
Club Number	Club Name	Charter Date		Current Member Count	YTD Members Added	YTD Members Dropped	YTD Net Growth	YTD Net Growth%	Member Count 12 Months Ago	Avg. length of service for dropped members	Months Since Last MMR ***	Yrs. Since Last Officer Report	President Rotation	Vice President Reported ****	Months Since Last Activity Report ***	Account Balance	Donations for current Fiscal Year			
			Number of times on status quo within last two years	If below 15 members appears					If net loss is greater than 20% appears					If no report in 3 months appears in	When more than one year appears in	Number of repeat terms	Notes the officers that do not have an active	If no report at 12 months appears in red		
Exc Award (06/30/2017, 06/30/2018, 06/30/2020)	147651 DALUGAMA CIRCLE	07/20/2021	Cancelled(8*)	0	0	14	-14	-100.00%	14	3	20	1	None	P,S,T,M,VP SC	20	90+ Days	\$1,116.81			
Exc Award (06/30/2023)	95891 DUMMALASURIYA	02/23/2006	Active	16	0	2	-2	-11.11%	18	3	5		3	R	T,VP,SC	10				
Exc Award (06/30/2018, 06/30/2024)	134708 Ekala Siyane Second Century	06/07/2018	Active	20	2	11	-9	-31.03%	30	2	0			N		1				
Exc Award (06/30/2022, 06/30/2023, 06/30/2020)	50961 ENDERAMULLA	09/19/1990	Active	46	3	0	3	6.98%	43		0			N		0				
Exc Award (06/30/2017, 06/30/2018, 06/30/2020)	89635 EPPAWALA CITY	11/14/2005	Active	22	0	0	0	0.00%	25		11				P,S,M,VP	1				
Exc Award (06/30/2017, 06/30/2018, 06/30/2020)	110124 GALGAMUWA	01/14/2011	Active	21	0	9	-9	-30.00%	30	5	0		2		M,VP	4				
Exc Award (06/30/2017, 06/30/2021, 06/30/2020)	147887 Gampaha Bandaranayake	10/05/2021	Cancelled(8*)	0	0	0	0	0.00%	10		1	1	None	P,S,T,M,VP SC	14	90+ Days				
Exc Award (06/30/2022, 06/30/2023)	96818 GAMPAHA CIRCLE	03/31/2006	Active	37	1	5	-4	-9.76%	43	5	4			N		2				
Exc Award (06/30/2018, 06/30/2021, 06/30/2020)	96566 GAMPAHA CITY	03/14/2006	Active	23	2	7	-5	-17.86%	28	8	0		2	N		4				
Exc Award (06/30/2017, 06/30/2022, 06/30/2020)	148571 Gampaha Education	10/31/2021	Active	26	2	10	-8	-23.53%	34	7	3			N	S	3				
Exc Award (06/30/2022, 06/30/2023, 06/30/2020)	148914 Gampaha Elite	11/26/2021	Active	17	0	4	-4	-19.05%	21	3	0		2	N		9				
Exc Award (06/30/2022, 06/30/2023)	46090 GAMPAHA METRO	04/01/1986	Active	45	3	1	2	4.65%	43	2	0			N	S	2	\$848.40			
Exc Award (06/30/2017, 06/30/2022)	123310 Gampaha Siyanapura	10/08/2014	Active	23	8	7	1	4.55%	12	3	2		2	N	SC	2	\$202.67			
Exc Award (06/30/2018, 06/30/2022, 06/30/2020)	148874 Gampaha Victorious	12/16/2021	Status Quo(1)	18	2	0	2	12.50%	16		0				T,M,VP	2	90+ Days			
Exc Award (06/30/2023)																				



# Club Health Assessment for District 306 B2 through May 2025

			Status	Membership							Reports					Finance		LCIF
Club Number	Club Name	Charter Date		Current Member Count	YTD Members Added	YTD Members Dropped	YTD Net Growth	YTD Net Growth%	Member Count 12 Months Ago	Avg. length of service for dropped members	Months Since Last MMR ***	Yrs. Since Last Officer Report	President Rotation	Vice President Reported ****	Months Since Last Activity Report ***	Account Balance	Donations for current Fiscal Year	
			Number of times on status quo within last two years	If below 15 members appears					If net loss is greater than 20% appears		If no report in 3 months appears in	When more than one year appears in	Number of repeat terms		Notes the officers that do not have an active	If no report at 12 months appears in red		
129658	Gampaha Welcome Hundred	04/26/2017	Active	24	1	0	1	4.35%	21		2		4	R	T,M,VP	3		
Exc Award (06/30/2022, 06/30/2024)																		
46875	GANEMULLA	01/19/1987	Active	13	0	18	-18	-58.06%	33	11	0				M,VP,SC	7		
Exc Award (06/30/2020, 06/30/2021, 06/30/2022)																		
96730	GIRIULLA	03/24/2006	Cancelled(8*)	0	0	19	-19	-100.00%	24	6	9	1	None		P,S,T,M,VP SC	24+	90+ Days	
Exc Award (06/30/2017, 06/30/2020, 06/30/2022)																		
32755	GRANDPASS	09/28/1976	Active	36	1	0	1	2.86%	36		2			R		2		
Exc Award (06/30/2018, 06/30/2021, 06/30/2022)																		
108113	KADAWATHA GINKGO	04/15/2010	Active	15	0	0	0	0.00%	23		11			R		10		
Exc Award (06/30/2017, 06/30/2022, 06/30/2023)																		
128700	KADAWATHA METRO	09/01/2016	Active	18	0	5	-5	-21.74%	22	2	5			N	SC	5		
Exc Award (06/30/2022, 06/30/2023, 06/30/2024)																		
25597	KANDANA JAELA L C	10/31/1972	Active	35	0	2	-2	-5.41%	43	9	10			N		7		
Exc Award (06/30/2017, 06/30/2018, 06/30/2020)																		
57889	KATUNAYAKE SEEDUWA	02/22/1996	Active	18	0	3	-3	-14.29%	21	2	5			N	M	6		
Exc Award (06/30/2017, 06/30/2022, 06/30/2023)																		
135292	Kebethigollewa	06/20/2018	Cancelled(8*)	0	0	17	-17	-100.00%	17	4	5		None		P,S,T,M,VP SC	24+	90+ Days	
Exc Award (06/30/2021, 06/30/2023, 06/30/2024)																		
150793	Kegalle Metro City	06/01/2022	Status Quo(2)	9	3	26	-23	-71.88%	36	2	0		None		P,T,M,VP,SC	2	90+ Days	
Exc Award (06/30/2023, 06/30/2024)																		
118740	KEGALLE SILVER STAR	02/08/2013	Status Quo(1)	7	1	28	-27	-79.41%	40	7	2		None		P,S,T,M,VP SC	0	90+ Days	
Exc Award (06/30/2018, 06/30/2021, 06/30/2022)																		
147382	Kekirawa Elder care	08/24/2021	Active	5	1	11	-10	-66.67%	15	3	0				M,VP,SC	6		
Exc Award (06/30/2022, 06/30/2024)																		
32834	KELANI VALLEY	10/20/1976	Active	17	0	2	-2	-10.53%	19	28	0		8	R		10		
Exc Award (06/30/2017, 06/30/2018, 06/30/2020)																		
30993	KELANIYA	06/20/1975	Active	55	21	15	6	12.24%	49	18	1			N	VP	2		\$1,220.66
Exc Award (06/30/2017, 06/30/2018, 06/30/2020)																		
61163	KELANIYA METRO	09/29/1998	Active	14	1	0	1	7.69%	13		5			N	M	4		\$914.77



# Club Health Assessment for District 306 B2 through May 2025

			Status	Membership							Reports					Finance		LCIF
Club Number	Club Name	Charter Date		Current Member Count	YTD Members Added	YTD Members Dropped	YTD Net Growth	YTD Net Growth%	Member Count 12 Months Ago	Avg. length of service for dropped members	Months Since Last MMR ***	Yrs. Since Last Officer Report	President Rotation	Vice President Reported ****	Months Since Last Activity Report ***	Account Balance	Donations for current Fiscal Year	
			Number of times on status quo within last two years	If below 15 members appears					If net loss is greater than 20% appears			If no report in 3 months appears in	When more than one year appears in	Number of repeat terms	Notes the officers that do not have an active	If no report at 12 months appears in red		
Exc Award (06/30/2023)																		
118909	KELANIYA ORIENT STAR	03/11/2013	Active	26	0	8	-8	-23.53%	38	2	5			N	0			
Exc Award (06/30/2022, 06/30/2023, 06/30/2024)																		
147385	Kelaniya Siyane	07/07/2021	Status Quo(3)	16	15	22	-7	-30.43%	28	3	2		None	P,S,T,VP	9	90+ Days		
Exc Award (06/30/2022, 06/30/2023)																		
140725	Khettarama Pride Diabetes First	01/21/2020	Active(1)	11	12	15	-3	-21.43%	24	4	1		2	M,VP,SC	14	90+ Days		
Exc Award (06/30/2021, 06/30/2023)																		
55475	KIRIBATHGODA	03/28/1994	Active	47	2	0	2	4.44%	49		0			N	1		\$446.76	
Exc Award (06/30/2018, 06/30/2020, 06/30/2022)																		
102105	KIRIBATHGODA METRO	06/09/2008	Active	14	0	0	0	0.00%	14		12		2	R SC	6			
Exc Award (06/30/2018, 06/30/2021)																		
130016	Kiribathgoda Welcome Hundred	02/20/2017	Active	16	0	2	-2	-11.11%	18	2	7			N	7			
Exc Award (06/30/2018, 06/30/2023)																		
46091	KULIYAPITIYA	04/11/1986	Active	30	4	5	-1	-3.23%	34	10	0		2	N	2			
Exc Award (06/30/2018, 06/30/2022)																		
153309	Kuliyapitiya Child Care	01/06/2023	Cancelled(8*)	0	0	11	-11	-100.00%	11	2	5		None	P,S,T,M,VP SC	N/A	90+ Days		
Exc Award (06/30/2023)																		
149255	Kuliyapitiya Grand Circle	12/20/2021	Cancelled(8*)	0	0	24	-24	-100.00%	24	3	5		None	P,S,T,M,VP SC	15	90+ Days		
Exc Award (06/30/2022, 06/30/2023)																		
25600	KURUNEGALA	04/29/1967	Active	41	2	3	-1	-2.38%	42	32	0			N P,VP	3		\$433.44	
Exc Award (06/30/2023)																		
96819	KURUNEGALA ANNITE CIRCLE	03/31/2006	Active	21	6	3	3	16.67%	18	7	5			S,M,VP,SC	6		\$1,819.00	
Exc Award (06/30/2018, 06/30/2020, 06/30/2022)																		
147383	Kurunegala Child Care	07/07/2021	Cancelled(8*)	0	0	69	-69	-100.00%	69	3	2		None	P,S,T,M,VP SC	14	90+ Days		
Exc Award (06/30/2022, 06/30/2023)																		
119268	KURUNEGALA CITY STAR	05/01/2013	Active	53	1	9	-8	-13.11%	61	6	0			N T	1			
Exc Award (06/30/2018, 06/30/2020, 06/30/2022)																		
152822	Kurunegala Golden Annites	10/17/2022	Active	21	0	1	-1	-4.55%	22	3	0		3	N	1			
Exc Award (06/30/2023)																		



# Club Health Assessment for District 306 B2 through May 2025

			Status	Membership							Reports					Finance		LCIF
Club Number	Club Name	Charter Date		Current Member Count	YTD Members Added	YTD Members Dropped	YTD Net Growth	YTD Net Growth%	Member Count 12 Months Ago	Avg. length of service for dropped members	Months Since Last MMR ***	Yrs. Since Last Officer Report	President Rotation	Vice President Reported ****	Months Since Last Activity Report ***	Account Balance	Donations for current Fiscal Year	
			Number of times on status quo within last two years	If below 15 members appears				If net loss is greater than 20% appears			If no report in 3 months appears in	When more than one year appears in	Number of repeat terms	Notes the officers that do not have an active	If no report at 12 months appears in red			
143900	Kurunegala Kingdom Diabetic Care Exc Award (06/30/2023, 06/30/2024)	12/09/2020	Active	33	8	5	3	10.00%	30	3	0			R	1		\$885.60	
143217	Kurunegala Legacy Exc Award (06/30/2021, 06/30/2022)	10/27/2020	Status Quo(2)	3	0	6	-6	-66.67%	20	6	3		None	P,S,T,M,VP SC	10	90+ Days		
133672	Kurunegala Second Century Golden Circle Exc Award (06/30/2020, 06/30/2021, 06/30/2022)	03/11/2018	Active	25	0	9	-9	-26.47%	33	4	4			N	2			
147905	Kurunegala Somerset Exc Award (06/30/2022, 06/30/2023)	08/25/2021	Active	10	2	5	-3	-23.08%	13	3	0			S,M,VP,SC	4			
129668	Kurunegala Welcome 100 Exc Award (06/30/2018, 06/30/2022, 06/30/2023)	03/27/2017	Active(2)	13	1	0	1	8.33%	15		4			M,VP,SC	5	90+ Days		
77833	MAHARA Exc Award (06/30/2018, 06/30/2020, 06/30/2021)	11/17/2003	Active	51	1	0	1	2.00%	53		0			N P	0		\$2,786.06	
109779	MAKOLA Exc Award (06/30/2017, 06/30/2021, 06/30/2022)	12/02/2010	Active	31	0	6	-6	-16.22%	37	9	0			N	6		\$472.43	
153536	Maldivians Exc Award (06/30/2020, 06/30/2021, 06/30/2022)	01/20/2023	Status Quo(2)	28	0	0	0	0.00%	28		23	1	None	P,S,T,M,VP SC	7	90+ Days		
133902	Maradagahamula Divulapitiya 2nd Century Exc Award (06/30/2020, 06/30/2021, 06/30/2022)	03/21/2018	Active	50	1	0	1	2.04%	49		0			N	1		\$2,830.16	
120790	Mawathagama Circle Exc Award (06/30/2018, 06/30/2021, 06/30/2022)	12/05/2013	Active	28	1	23	-22	-44.00%	59	4	0			VP	0		\$237.08	
103548	MAWATHAGAMA METRO Exc Award (06/30/2017, 06/30/2021, 06/30/2022)	09/08/2008	Active(1)	12	0	1	-1	-7.69%	13	16	16	1	None	P,S,T,M,VP SC	6			
140758	Mawathagama Orient Thalassaemia First Exc Award (06/30/2023, 06/30/2024)	02/27/2020	Active	25	7	5	2	8.70%	27	2	0			N	0			
109646	MIHINTHALAYA Exc Award (06/30/2018, 06/30/2023)	11/08/2010	Active	14	4	3	1	7.69%	13	4	5			VP,SC	1			
89194	MINUWANGODA CIRCLE Exc Award (06/30/2018, 06/30/2022, 06/30/2023)	08/26/2005	Active	52	0	5	-5	-8.77%	59	3	0			N	0			
64017	MIRIGAMA METRO	02/21/2001	Active	48	3	2	1	2.13%	47	5	0		2	S,VP	1		\$913.21	





## Club Health Assessment for District 306 B2 through May 2025

			Status	Membership							Reports					Finance		LCIF
Club Number	Club Name	Charter Date		Current Member Count	YTD Members Added	YTD Members Dropped	YTD Net Growth	YTD Net Growth%	Member Count 12 Months Ago	Avg. length of service for dropped members	Months Since Last MMR ***	Yrs. Since Last Officer Report	President Rotation	Vice President Reported ****	Months Since Last Activity Report ***	Account Balance	Donations for current Fiscal Year	
			Number of times on status quo within last two years	If below 15 members appears				If net loss is greater than 20% appears			If no report in 3 months appears in	When more than one year appears in	Number of repeat terms	Notes the officers that do not have an active	If no report at 12 months appears in red			
Exc Award (06/30/2020, 06/30/2021, 06/30/2022)	126094 Naiwala Centennial First	11/04/2015	Active(1)	39	1	2	-1	-2.50%	42	2	0			N	0		\$400.92	
Exc Award (06/30/2018, 06/30/2020, 06/30/2022)	52121 NARAMMALA	10/25/1991	Active	38	3	6	-3	-7.32%	41	9	0			N	0			
Exc Award (06/30/2021, 06/30/2023, 06/30/2024)	102106 NARAMMALA GOLDEN JUBLIEE	06/03/2008	Active	46	3	0	3	6.98%	44		1			R	M,VP	0	\$1,850.44	
Exc Award (06/30/2022)	103862 NIKAWARATIYA	10/24/2008	Status Quo(3)	17	0	3	-3	-15.00%	20	6	3				S,M,VP,SC	10	90+ Days \$1,001.61	
Exc Award (06/30/2020, 06/30/2021, 06/30/2022)	58966 NITTAMBUWA	12/30/1996	Cancelled(8*)	0	0	14	-14	-100.00%	14	14	5	1	None		P,S,T,M,VP SC	24+	90+ Days	
Exc Award (06/30/2017, 06/30/2020, 06/30/2022)	89269 PANDUWASNUWARA	09/13/2005	Active	17	3	8	-5	-22.73%	22	11	2		None	N	P,SC	8		
Exc Award (06/30/2017, 06/30/2022, 06/30/2024)	52983 PANNALA	04/27/1992	Active	47	0	0	0	0.00%	48		0		2	R		3	\$477.05	
Exc Award (06/30/2017, 06/30/2018, 06/30/2020)	78952 PELIYAGODA	04/22/2004	Active	35	1	1	0	0.00%	37	0	0			N		1	\$353.15	
Exc Award (06/30/2017, 06/30/2018, 06/30/2020)	46876 POLGAHAWELA	01/21/1987	Active	24	1	1	0	0.00%	24	2	0				M,VP,SC	3		
Exc Award (06/30/2017, 06/30/2020, 06/30/2022)	149465 Polpithigama Community Empowerment	02/09/2022	Cancelled(8*)	0	0	21	-21	-100.00%	21	3	5	1	None		P,S,T,M,VP SC	24+	90+ Days	
Exc Award (06/30/2023)	32143 RAGAMA WELISARA L C	04/20/1976	Active	33	2	1	1	3.13%	33	45	1			N		5	\$50.00	
Exc Award (06/30/2018, 06/30/2020, 06/30/2022)	147389 Thambuttegama	07/05/2021	Cancelled(8*)	0	1	27	-26	-100.00%	26	3	6		None		P,S,T,M,VP SC	14	90+ Days	
Exc Award (06/30/2022, 06/30/2023, 06/30/2024)	153312 Tholangamuwa	12/20/2022	Active	30	0	4	-4	-11.76%	34	1	0			R	VP	2		
Exc Award (06/30/2023, 06/30/2024)	95084 UDUGAMPOLA	01/24/2006	Active	30	2	3	-1	-3.23%	31	6	0			N		6	\$291.09	
Exc Award (06/30/2017, 06/30/2018, 06/30/2020)																		



# Club Health Assessment for District 306 B2 through May 2025

			Status	Membership							Reports					Finance		LCIF
Club Number	Club Name	Charter Date		Current Member Count	YTD Members Added	YTD Members Dropped	YTD Net Growth	YTD Net Growth%	Member Count 12 Months Ago	Avg. length of service for dropped members	Months Since Last MMR ***	Yrs. Since Last Officer Report	President Rotation	Vice President Reported ****	Months Since Last Activity Report ***	Account Balance	Donations for current Fiscal Year	
			Number of times on status quo within last two years	If below 15 members appears				If net loss is greater than 20% appears			If no report in 3 months appears in	When more than one year appears in	Number of repeat terms	Notes the officers that do not have an active	If no report at 12 months appears in red			
61671	VELIVERIYA	03/22/1999	Active	44	1	0	1	2.33%	43		0			N	1		\$615.92	
Exc Award (06/30/2017, 06/30/2018, 06/30/2020)																		
140757	Veyangoda	01/24/2020	Active(2)	16	2	1	1	6.67%	11	1	0			N	2	90+ Days		
Exc Award (06/30/2023, 06/30/2024)																		
110780	WARAKAPOLA	04/07/2011	Active	34	1	0	1	3.03%	38		0			N	M	1	\$679.90	
Exc Award (06/30/2017, 06/30/2018, 06/30/2020)																		
149956	Wariyapola	06/02/2022	Cancelled(8*)	0	0	18	-18	-100.00%	18	2	5	1	None	P,S,T,M,VP SC	N/R	90+ Days		
Exc Award (06/30/2023)																		
148700	Wariyapola Sri Sumangala City	04/04/2022	Active	16	7	12	-5	-23.81%	21	2	5			T,M,VP,SC	1			
Exc Award (06/30/2023)																		
83036	YAKKALA CITY	06/30/2004	Active	41	0	9	-9	-18.00%	50	1	0			N	1		\$884.88	
Exc Award (06/30/2020, 06/30/2022, 06/30/2024)																		
122227	Yapahuwa Kingdom	05/15/2014	Active	32	1	0	1	3.23%	31		2			N	1		\$153.66	
Exc Award (06/30/2017, 06/30/2018, 06/30/2020)																		


Clubs Cancelled Previous Fiscal Year – Clubs Cancelled within last 12 months may be reinstated

Club Number	Club Name	Charter Date	Current Status*	Cancellation Date
129733	Biyagama North Welcome Hundred	01/30/2017	Cancelled(8*)	06/29/2024
97209	GAMPAHA ORIENT	05/30/2006	Cancelled(8*)	12/29/2023
102103	GANEMULLA CIRCLE	06/09/2008	Cancelled(6*)	02/29/2024
120236	Medawachchiya Kidney Care	08/28/2013	Cancelled(8*)	06/29/2024
144742	Udubeddawa Synergy	12/31/2020	Cancelled(8*)	12/29/2023

Current Total Clubs Count	YTD New Clubs Count	YTD Cancelled Clubs Count	YTD Net Club Gain	Current Total Members Count	YTD Add	YTD Drop	YTD Net Growth	YTD Net Growth %	Member Count 12 Months Ago	Average Member Count Per Club	% of Clubs with less than 20 members	% No MMR in 3 Months	% No Officer Report in 12 Months	% of Clubs with balance 90+ days	Number of Clubs in Status Quo	% Status Quo Clubs in Financial Suspension	Number of Cancelled Clubs	Average Cancelled Club Age	Members Lost Due to Cancellation	% of Clubs Cancelled for Non-Financial Reasons
142	4	16	-12	3,856	502	984	-482	-11.11%	4,507	27	34%	30%	3%	17%	10	100%	16	10	349	-25%




Club Health Assessment for District 306 B2 through May 2025

			Status	Membership							Reports					Finance	LCIF
Club Number	Club Name	Charter Date		Current Member Count	YTD Members Added	YTD Members Dropped	YTD Net Growth	YTD Net Growth%	Member Count 12 Months Ago	Avg. length of service for dropped members	Months Since Last MMR ***	Yrs. Since Last Officer Report	President Rotation	Vice President Reported ****	Months Since Last Activity Report ***	Account Balance	Donations for current Fiscal Year
			Number of times on status quo within last two years	If below 15 members appears				If net loss is greater than 20% appears			If no report in 3 months appears in	When more than one year appears in	Number of repeat terms	Notes the officers that do not have an active	If no report at 12 months appears in red		



# Club Health Assessment for District 306 C1 through May 2025

			Status	Membership							Reports				Finance	LCIF		
Club Number	Club Name	Charter Date		Current Member Count	YTD Members Added	YTD Members Dropped	YTD Net Growth	YTD Net Growth%	Member Count 12 Months Ago	Avg. length of service for dropped members	Months Since Last MMR ***	Yrs. Since Last Officer Report	President Rotation	Vice President Reported ****	Months Since Last Activity Report ***	Account Balance	Donations for current Fiscal Year	
			Number of times on status quo within last two years	If below 15 members appears					If net loss is greater than 20% appears			If no report in 3 months appears in	When more than one year appears in	Number of repeat terms	Notes the officers that do not have an active	If no report at 12 months appears in red		
Clubs less than two years old																		
156143	Athurugiriya Elegance	06/22/2024	Status Quo(1)	19	0	0	0	0.00%	0		11		None	P,S,T,M,VP SC	0	90+ Days		
156866	Avissawella Silverline	03/28/2024	Active	20	0	0	0	0.00%	20		0		None	P,S,T,M,VP SC	4	90+ Days		
155935	Colombo Eagles	09/25/2023	Status Quo(2)	19	3	1	2	11.76%	24	1	3			N	SC	3	90+ Days	
180227	Colombo Excellence Leo	01/02/2025	Active	18	20	2	18	100.00%	0	0	0				M,VP,SC	N/A	90+ Days	
156036	Colombo Golden City	05/20/2024	Cancelled(8*)	0	2	23	-21	-100.00%	21	2	2		None	P,S,T,M,VP SC	N/R	90+ Days		
178346	Colombo Legends United	10/21/2024	Active(1)	24	33	9	24	100.00%	0	0	0			N		0	\$1,000.00	
180237	Colombo NextGen Leo	01/16/2025	Active	20	20	0	20	100.00%	0		4				M,VP,SC	N/A	90+ Days	
157592	Colombo Veluwana	03/26/2024	Cancelled(8*)	0	9	30	-21	-100.00%	21	1	9		None	P,S,T,M,VP SC	N/R	90+ Days	\$13.49	
155212	Colombo Wisdom	08/10/2023	Status Quo(2)	18	7	1	6	50.00%	15	0	1			N		2	\$13.49	
178292	Kandy Dynamics	12/27/2024	Active	25	26	1	25	100.00%	0	0	0				M,VP,SC	4	90+ Days	
180489	Kandy Empower	01/22/2025	Active	22	29	7	22	100.00%	0	0	0		2		VP	0	90+ Days	
180580	Kandy Heritage Bankers	02/18/2025	Active	20	20	0	20	100.00%	0		3			N	M,SC	0	90+ Days	
157830	Kandy Sylvesters	06/27/2024	Active	20	0	0	0	0.00%	0		8		None	P,S,T,M,VP SC	0			
154280	Kolomthota Excellence	06/26/2023	Active(2)	16	7	0	7	77.78%	18		0		2	N	SC	2		
155400	Polonnaruwa MAF	08/16/2023	Active	25	3	0	3	13.64%	26		1			R		1	\$1,013.49	
178348	Trincomalee Stars	10/21/2024	Active	20	20	0	20	100.00%	0		4				VP	4	90+ Days	
Clubs more than two years old																		
57494	ATHURIGIRIYA	11/17/1995	Active	47	3	7	-4	-7.84%	51	7	1			N	M	0	\$13.49	
Exc Award (06/30/2016, 06/30/2018, 06/30/2020)																		
141187	Athurugiriya Beyond Belief	06/17/2020	Cancelled(8*)	0	0	19	-19	-100.00%	19	4	5		None	P,S,T,M,VP SC	15	90+ Days	\$13.49	
Exc Award (06/30/2023)																		
137755	Athurugiriya Cinnamon City	04/03/2019	Active	26	2	9	-7	-21.21%	33	4	4				M,VP,SC	10	\$13.49	
Exc Award (06/30/2020, 06/30/2021, 06/30/2022)																		
45935	AVISSAWELLA	03/05/1986	Active(1)	47	8	7	1	2.17%	46	10	4			R		0	\$13.49	
Exc Award (06/30/2016, 06/30/2017, 06/30/2020)																		



# Club Health Assessment for District 306 C1 through May 2025

			Status	Membership							Reports					Finance	LCIF	
Club Number	Club Name	Charter Date		Current Member Count	YTD Members Added	YTD Members Dropped	YTD Net Growth	YTD Net Growth%	Member Count 12 Months Ago	Avg. length of service for dropped members	Months Since Last MMR ***	Yrs. Since Last Officer Report	President Rotation	Vice President Reported ****	Months Since Last Activity Report ***	Account Balance	Donations for current Fiscal Year	
			Number of times on status quo within last two years	If below 15 members appears				If net loss is greater than 20% appears			If no report in 3 months appears in	When more than one year appears in	Number of repeat terms		Notes the officers that do not have an active	If no report at 12 months appears in red		
137076	Avissawella Gurubavila	02/24/2019	Status Quo(1)	16	1	1	0	0.00%	16	2	9			R S	10	90+ Days	\$13.49	
Exc Award (06/30/2021, 06/30/2022)																		
133250	Avissawella New Century	12/29/2017	Active	38	5	0	5	15.15%	33		0			N	0		\$1,187.59	
Exc Award (06/30/2018, 06/30/2020, 06/30/2022)																		
88556	BAKAMOONA	06/17/2005	Status Quo(1)	23	2	6	-4	-14.81%	27	6	0			N M,VP,SC	2	90+ Days	\$13.49	
Exc Award (06/30/2018, 06/30/2020)																		
150325	Bathtaramulla Golden Gate	03/31/2022	Cancelled(8*)	0	1	17	-16	-100.00%	18	3	5		None	P,S,T,M,VP SC	17	90+ Days		
34558	BATTARAMULLA	10/11/1977	Active	28	3	0	3	12.00%	27		5			T,M,VP,SC	1		\$13.49	
Exc Award (06/30/2017, 06/30/2020)																		
64584	BATTARAMULLA CENTRAL	06/30/2001	Active(1)	7	0	0	0	0.00%	9		8			VP,SC	1		\$13.49	
Exc Award (06/30/2020, 06/30/2022)																		
98195	BATTARAMULLA INNER CIRCLE	12/21/2006	Cancelled(8*)	1	0	4	-4	-80.00%	5	12	0		None	P,S,T,M,VP SC	17	90+ Days		
Exc Award (06/30/2018)																		
130141	Battharamulla Centennial Paradise	03/14/2017	Active(2)	19	0	0	0	0.00%	16		0			N VP	9		\$13.49	
Exc Award (06/30/2018, 06/30/2020, 06/30/2022)																		
143859	Colombo	12/21/2020	Active(1)	15	4	0	4	36.36%	11		0			N	17	90+ Days	\$13.49	
121580	Colombo Cambridge	03/19/2014	Status Quo(1)	26	4	2	2	8.33%	37	5	4			N SC	0	90+ Days	\$13.49	
Exc Award (06/30/2016, 06/30/2017, 06/30/2020)																		
129832	Colombo Centennial	01/19/2017	Active	67	9	0	9	15.52%	56		0			N	0		\$5,725.61	
Exc Award (06/30/2018, 06/30/2019, 06/30/2020)																		
152733	Colombo Excellence	10/25/2022	Active(1)	17	1	1	0	0.00%	20	1	1			N	1		\$145.69	
Exc Award (06/30/2024)																		
42593	COLOMBO FORT	04/13/1983	Active	72	8	9	-1	-1.37%	73	10	0		None	P,T,M,VP,SC	1		\$13.49	
Exc Award (06/30/2017, 06/30/2018)																		
153282	Colombo Grand Excellence	12/27/2022	Active(1)	12	5	4	1	9.09%	16	2	2			N SC	1		\$13.49	
148430	Colombo Green Elite	09/29/2021	Active(1)	11	0	4	-4	-26.67%	15	3	5			T,M,VP,SC	8	90+ Days		
147528	Colombo Greencity Elite	07/12/2021	Active	43	0	0	0	0.00%	43		0			M,VP,SC	9		\$13.49	
Exc Award (06/30/2022, 06/30/2024)																		



# Club Health Assessment for District 306 C1 through May 2025

			Status	Membership							Reports					Finance	LCIF
Club Number	Club Name	Charter Date		Current Member Count	YTD Members Added	YTD Members Dropped	YTD Net Growth	YTD Net Growth%	Member Count 12 Months Ago	Avg. length of service for dropped members	Months Since Last MMR ***	Yrs. Since Last Officer Report	President Rotation	Vice President Reported ****	Months Since Last Activity Report ***	Account Balance	Donations for current Fiscal Year
			Number of times on status quo within last two years	If below 15 members appears				If net loss is greater than 20% appears			If no report in 3 months appears in	When more than one year appears in	Number of repeat terms	Notes the officers that do not have an active	If no report at 12 months appears in red		
104127	COLOMBO HEROES	12/12/2008	Active(3)	22	1	11	-10	-31.25%	31	4	2			VP,SC	6		
	Exc Award (06/30/2018, 06/30/2022)																
142825	Colombo Lady Cambridge	09/06/2020	Status Quo(1)	11	0	0	0	0.00%	17		9	1	None	P,S,T,M,VP SC	6	90+ Days	\$13.49
141856	COLOMBO LEADS	06/23/2020	Active(1)	31	0	7	-7	-18.42%	40	4	5		N	M,SC	6	90+ Days	\$13.49
123393	COLOMBO MAITLAND	10/21/2014	Active	23	3	3	0	0.00%	24	9	0		2	T,VP,SC	0		\$23.49
	Exc Award (06/30/2018)																
151344	Colombo Open Elite Legends	06/19/2022	Active(1)	11	0	0	0	0.00%	11		8		R		5	90+ Days	\$13.49
141209	Colombo Platinum	04/28/2020	Active(1)	10	1	3	-2	-16.67%	22	5	3			M,VP,SC	10	90+ Days	\$13.49
	Exc Award (06/30/2023)																
147526	Colombo Premier Elite	07/12/2021	Active(2)	17	1	5	-4	-19.05%	34	2	0		N	SC	7		\$13.49
62179	COLOMBO ROSMEAD	06/23/1999	Active(2)	17	0	6	-6	-26.09%	32	11	5			M,VP,SC	4		\$13.49
	Exc Award (06/30/2016, 06/30/2018, 06/30/2022)																
150705	Colombo Royal Alumni	05/13/2022	Status Quo(1)	15	0	0	0	0.00%	15		13		3	T,M,VP,SC	17	90+ Days	\$13.49
	Exc Award (06/30/2022)																
82467	COLOMBO ROYALTY	05/26/2004	Active	54	19	0	19	54.29%	39		1		N	SC	1		\$1,058.60
	Exc Award (06/30/2018, 06/30/2022, 06/30/2023)																
59872	COLOMBO SERENDIB	07/02/1997	Status Quo(1)	24	5	6	-1	-4.00%	32	3	5			VP	7	90+ Days	\$63.49
	Exc Award (06/30/2018)																
137648	Colombo Softrings	03/14/2019	Active(1)	10	0	0	0	0.00%	10		14			S,M,VP,SC	1	90+ Days	\$13.49
	Exc Award (06/30/2022)																
110702	COLOMBO STRATFORD	04/04/2011	Active	18	1	16	-15	-45.45%	33	4	3		N	T	4		\$13.49
	Exc Award (06/30/2017, 06/30/2021, 06/30/2023)																
118660	COLOMBO STRATFORD CITY	01/28/2013	Active	28	8	12	-4	-12.50%	35	7	2		N	SC	2		\$13.49
	Exc Award (06/30/2017, 06/30/2021, 06/30/2023)																
150201	Colombo Super Elite	04/11/2022	Active(1)	12	4	1	3	33.33%	16	2	5		2	M,VP,SC	9		\$13.49
152882	Colombo Tea Tasters Excellence	10/21/2022	Active(1)	29	8	3	5	20.83%	31	2	1			VP	0		\$33.49
	Exc Award (06/30/2023)																
145550	Colombo United Cambridge	05/10/2021	Status Quo(2)	7	0	4	-4	-36.36%	18	6	5		None	P,VP,SC	6	90+ Days	\$13.49



# Club Health Assessment for District 306 C1 through May 2025

			Status	Membership							Reports					Finance		LCIF
Club Number	Club Name	Charter Date		Current Member Count	YTD Members Added	YTD Members Dropped	YTD Net Growth	YTD Net Growth%	Member Count 12 Months Ago	Avg. length of service for dropped members	Months Since Last MMR ***	Yrs. Since Last Officer Report	President Rotation	Vice President Reported ****	Months Since Last Activity Report ***	Account Balance	Donations for current Fiscal Year	
			Number of times on status quo within last two years	If below 15 members appears				If net loss is greater than 20% appears			If no report in 3 months appears in	When more than one year appears in	Number of repeat terms	Notes the officers that do not have an active	If no report at 12 months appears in red			
42006	COLOMBO WEKANDA	11/29/1982	Active(2)	12	2	6	-4	-25.00%	16	9	4		2	N	SC	1	90+ Days	\$13.49
Exc Award (06/30/2022)																		
117968	DAMBULLA	10/11/2012	Status Quo(2)	23	0	0	0	0.00%	23		13	1	None		P,S,T,M,VP SC	5	90+ Days	\$13.49
Exc Award (06/30/2018)																		
56382	DEHIOWITA THUNKORALE	12/27/1994	Status Quo(2)	14	2	4	-2	-12.50%	17	16	0		2	N	M	10	90+ Days	
Exc Award (06/30/2017, 06/30/2018, 06/30/20)																		
116680	DIYAWANNA NADEE	04/26/2012	Status Quo(1)	14	0	3	-3	-17.65%	21	8	5		2	R	M,SC	4	90+ Days	\$13.49
Exc Award (06/30/2018)																		
88233	DIYAWANNA OYA	05/12/2005	Active	32	2	6	-4	-11.11%	36	10	1				S,M,VP	9	90+ Days	\$13.49
Exc Award (06/30/2017, 06/30/2021, 06/30/20)																		
101682	DIYAWANNAOYA GOLDEN	05/07/2008	Active	23	6	2	4	21.05%	19	2	2			N		1		\$1,008.49
Exc Award (06/30/2017, 06/30/2018, 06/30/20)																		
67153	DIYAWANNAWA	01/27/2003	Active(1)	31	12	1	11	55.00%	20	17	0		None	R	P	0		\$63.49
Exc Award (06/30/2018, 06/30/2022)																		
84865	DUMBARA	02/21/2005	Status Quo(2)	27	3	0	3	12.50%	29		4			N	T	1	90+ Days	\$13.49
Exc Award (06/30/2016, 06/30/2017, 06/30/20)																		
151308	Galewela Elite	06/17/2022	Status Quo(2)	21	4	0	4	23.53%	17		4		3		M,VP,SC	6	90+ Days	\$13.49
117096	GAMPOLA	06/11/2012	Active(1)	30	1	0	1	3.45%	29		2			N	M,SC	7		\$13.49
Exc Award (06/30/2016, 06/30/2018)																		
130553	Gelioya Centennial	04/13/2017	Active(2)	19	22	3	19	100.00%	19	8	2		2	N	VP	4		\$13.49
153479	Gothatuwa DLeoz	01/27/2023	Active	25	4	2	2	8.70%	23	2	0			N	SC	1		\$1,033.49
Exc Award (06/30/2024)																		
133010	Gothatuwa New Century Leo	12/04/2017	Active	31	5	1	4	14.81%	27	7	0			N	SC	0		\$33.49
Exc Award (06/30/2022, 06/30/2023, 06/30/20)																		
61498	GOTHATUWA NEW TOWN	02/10/1999	Active	37	3	1	2	5.71%	35	14	2			N		3		\$13.49
Exc Award (06/30/2017, 06/30/2018, 06/30/20)																		
58152	HANWELIPURA	04/22/1996	Active	32	0	0	0	0.00%	34		0			N	P,VP,SC	4	90+ Days	\$13.49
Exc Award (06/30/2018)																		
148648	Hanwella Green Elite	11/10/2021	Active(1)	15	0	0	0	0.00%	15		13				M,VP,SC	9	90+ Days	





# Club Health Assessment for District 306 C1 through May 2025

			Status	Membership							Reports					Finance	LCIF	
Club Number	Club Name	Charter Date		Current Member Count	YTD Members Added	YTD Members Dropped	YTD Net Growth	YTD Net Growth%	Member Count 12 Months Ago	Avg. length of service for dropped members	Months Since Last MMR ***	Yrs. Since Last Officer Report	President Rotation	Vice President Reported ****	Months Since Last Activity Report ***	Account Balance	Donations for current Fiscal Year	
			Number of times on status quo within last two years	If below 15 members appears				If net loss is greater than 20% appears			If no report in 3 months appears in	When more than one year appears in	Number of repeat terms	Notes the officers that do not have an active	If no report at 12 months appears in red			
130480	Hanwella Rajasingha Centennial Exc Award (06/30/2018, 06/30/2019, 06/30/20	03/22/2017	Active(2)	31	0	7	-7	-18.42%	38	3	0			N	0		\$13.49	
150778	Hemmathagama Elite	06/15/2022	Status Quo(1)	23	0	3	-3	-11.54%	26	2	5			M,VP,SC	1	90+ Days		
53710	HINGURAKGODA & MEDIRIGIRIYA LC Exc Award (06/30/2018)	09/28/1992	Active(1)	26	6	3	3	13.04%	23	16	1		N	VP	2		\$13.49	
98193	HINGURAKGODA CENTRAL Exc Award (06/30/2017)	12/21/2006	Active	28	2	1	1	3.70%	30	2	0		2	R	S,VP,SC	4	90+ Days	\$1,013.49
64547	HINGURAKGODA NEW CENTURY	06/30/2001	Active	21	1	4	-3	-12.50%	24	3	5			M,VP,SC	5		\$13.49	
110495	HOKANDARA Exc Award (06/30/2018, 06/30/2021, 06/30/20	03/03/2011	Active	30	13	5	8	36.36%	24	5	1			N	M	0		\$63.49
150368	Kabulumulla Elite	03/31/2022	Cancelled(8*)	0	0	10	-10	-100.00%	10	3	5	1	None	P,S,T,M,VP SC	20	90+ Days		
56941	KADUWELA Exc Award (06/30/2022, 06/30/2023)	05/16/1995	Active(1)	38	20	2	18	90.00%	26	0	4			R	M	3		\$13.49
144744	Kaduwela Fortress	12/31/2020	Active	21	0	0	0	0.00%	30		9	1	None	P,S,T,M,VP SC	15	90+ Days	\$13.49	
25598	KANDY	11/02/1964	Cancelled(8*)	0	0	19	-19	-100.00%	19	21	5		None	P,S,T,M,VP SC	21	90+ Days	\$13.49	
149113	KANDY GOLD QUEST Exc Award (06/30/2022, 06/30/2023)	01/28/2022	Active	25	16	13	3	13.64%	22	1	3			N	T,VP	0	90+ Days	\$13.49
151448	Kandy Green Elite	06/20/2022	Cancelled(8*)	0	0	20	-20	-100.00%	20	2	5		None	P,S,T,M,VP SC	17	90+ Days	\$13.49	
139929	Kandy Heritage Exc Award (06/30/2022)	10/08/2019	Status Quo(2)	17	19	23	-4	-19.05%	21	3	0		2	M,VP	1	90+ Days	\$13.49	
99172	KANDY HILL CAPITAL Exc Award (06/30/2017, 06/30/2018, 06/30/20	04/20/2007	Active	14	0	0	0	0.00%	14		14			VP,SC	7	90+ Days	\$13.49	
148713	Kandy Hill Capital Ladies Elite	12/21/2021	Active(1)	6	0	9	-9	-60.00%	15	3	5			T,M,VP,SC	7	90+ Days	\$13.49	
153925	Kandy Legends Excellence	03/13/2023	Active(1)	18	8	22	-14	-43.75%	35	4	0			N		7		\$13.49
150721	Kandy Leo Elite	05/10/2022	Cancelled(8*)	0	0	9	-9	-100.00%	28	1	2		None	P,S,T,M,VP SC	17	90+ Days	\$13.49	
152561	Kandy Penguin Excellence Exc Award (06/30/2023)	11/15/2022	Active	23	4	0	4	21.05%	19		0			N	SC	0		\$16.00



# Club Health Assessment for District 306 C1 through May 2025

			Status	Membership						Reports					Finance		LCIF
Club Number	Club Name	Charter Date		Current Member Count	YTD Members Added	YTD Members Dropped	YTD Net Growth	YTD Net Growth%	Member Count 12 Months Ago	Avg. length of service for dropped members	Months Since Last MMR ***	Yrs. Since Last Officer Report	President Rotation	Vice President Reported ****	Months Since Last Activity Report ***	Account Balance	Donations for current Fiscal Year
			Number of times on status quo within last two years	If below 15 members appears				If net loss is greater than 20% appears			If no report in 3 months appears in	When more than one year appears in	Number of repeat terms	Notes the officers that do not have an active	If no report at 12 months appears in red		
145757	Kandy Rajans	06/14/2021	Active	29	2	0	2	7.41%	33		3			N	1		\$14.49
149195	Kandy Randles	01/28/2022	Active	21	5	0	5	31.25%	22		2			M,VP,SC	3	90+ Days	\$13.49
41219	KANDY SENKADAGALA	04/19/1982	Active	40	1	0	1	2.56%	41		0			N	0		\$13.49
	Exc Award (06/30/2017, 06/30/2022)																
58194	KATUGASTOTA CENTRAL	04/26/1996	Active	24	2	1	1	4.35%	23	12	1			N	6		\$13.49
	Exc Award (06/30/2018, 06/30/2021, 06/30/2022)																
66798	KELANI MITIYAWATA	11/07/2002	Status Quo(1)	26	4	0	4	18.18%	24		9			IP	4	90+ Days	\$13.49
	Exc Award (06/30/2017, 06/30/2018)																
130132	Kelanimitiyawatha Centennial	03/07/2017	Active	32	5	3	2	6.67%	30	5	2			VP	0		
	Exc Award (06/30/2022, 06/30/2023, 06/30/2024)																
148915	Kinniya City Elite	03/04/2022	Cancelled(8*)	0	0	21	-21	-100.00%	21	3	5	2	None	P,S,T,M,VP SC	N/A	90+ Days	
149800	Kinniya Elite	03/31/2022	Active	6	0	0	0	0.00%	6		13			N	24+		
144146	Kinniya United	12/22/2020	Active	20	3	0	3	17.65%	17		4			N	7	90+ Days	\$13.49
121996	Kiribathkumbura	04/24/2014	Cancelled(8*)	0	0	36	-36	-100.00%	36	5	0		None	P,S,T,M,VP SC	14	90+ Days	\$13.49
	Exc Award (06/30/2017, 06/30/2022, 06/30/2023)																
149077	Kiribathkumbura Tuskers Elite	12/27/2021	Cancelled(8*)	0	0	21	-21	-100.00%	21	3	5		None	P,S,T,M,VP SC	17	90+ Days	
	Exc Award (06/30/2022)																
151117	Kithalangamuwa Elite	06/17/2022	Cancelled(8*)	0	0	20	-20	-100.00%	20	3	5		None	P,S,T,M,VP SC	N/A	90+ Days	
38505	KOLONNAWA	05/01/1980	Active	42	5	2	3	7.69%	40	10	0			N	0		\$1,262.08
	Exc Award (06/30/2016, 06/30/2017, 06/30/2022)																
147977	Kolonnawa Classic	08/19/2021	Active	20	4	0	4	25.00%	20		1			N	1		\$13.49
	Exc Award (06/30/2023)																
78793	KOSGAMA	04/14/2004	Active	27	3	0	3	12.50%	25		0			R	2	90+ Days	\$13.49
	Exc Award (06/30/2018)																
64579	KOSWATTA	06/30/2001	Active	39	2	0	2	5.41%	37		0			N	0		\$13.49
	Exc Award (06/30/2016, 06/30/2017, 06/30/2022)																
84741	Kotikawatta	01/24/2005	Active(1)	32	3	1	2	6.67%	31	2	2			N	2		\$13.49
	Exc Award (06/30/2016, 06/30/2017, 06/30/2022)																



# Club Health Assessment for District 306 C1 through May 2025

			Status	Membership							Reports					Finance		LCIF
Club Number	Club Name	Charter Date		Current Member Count	YTD Members Added	YTD Members Dropped	YTD Net Growth	YTD Net Growth%	Member Count 12 Months Ago	Avg. length of service for dropped members	Months Since Last MMR ***	Yrs. Since Last Officer Report	President Rotation	Vice President Reported ****	Months Since Last Activity Report ***	Account Balance	Donations for current Fiscal Year	
			Number of times on status quo within last two years	If below 15 members appears				If net loss is greater than 20% appears			If no report in 3 months appears in	When more than one year appears in	Number of repeat terms	Notes the officers that do not have an active	If no report at 12 months appears in red			
128936	Kotikawatta Centennial	10/26/2016	Active	23	2	0	2	9.52%	27		2			M,VP,SC	1		\$13.49	
	Exc Award (06/30/2022, 06/30/2023)																	
152223	Kotikawatta Excellence	08/22/2022	Active	26	6	0	6	30.00%	25		9			N	0		\$13.49	
	Exc Award (06/30/2023)																	
134382	Kundasale New Century	04/18/2018	Status Quo(2)	25	2	0	2	8.70%	27		4		2	N	0	90+ Days	\$29.49	
	Exc Award (06/30/2023)																	
84742	MADURUOYA NIMNAYA	01/24/2005	Active	35	6	5	1	2.94%	34	2	1			N	0		\$4,198.02	
	Exc Award (06/30/2024)																	
141808	Malabe Beyond Belief	06/17/2020	Active(3)	14	1	4	-3	-17.65%	27	3	5			N	9			
	Exc Award (06/30/2022)																	
122586	Malabe Horizon	06/20/2014	Active	16	1	4	-3	-15.79%	19	5	0		3	R	M,SC	1	\$33.49	
	Exc Award (06/30/2019, 06/30/2021, 06/30/2022)																	
148171	Malabe Supreme Elite	09/13/2021	Active(2)	13	5	18	-13	-50.00%	26	3	0			S,M,VP,SC	6		\$13.49	
	Exc Award (06/30/2023)																	
37093	MATALE	05/04/1979	Active	21	2	0	2	10.53%	19		6			M,VP,SC	2		\$13.49	
	Exc Award (06/30/2018)																	
148302	Matale Golden Cave Elite	10/07/2021	Status Quo(2)	9	0	0	0	0.00%	10		4			N	4	90+ Days		
150578	Matale Ladies Elite	05/10/2022	Cancelled(8*)	0	0	15	-15	-100.00%	15	3	5		None	P,S,T,M,VP SC	19	90+ Days		
54120	MAWANELLA	02/23/1993	Active	43	3	5	-2	-4.44%	45	10	2			N	M,SC	0	\$13.49	
	Exc Award (06/30/2021, 06/30/2022, 06/30/2023)																	
140888	Mawanella Silver Centennial	02/26/2020	Active(1)	31	3	0	3	10.71%	32		9			N	T	1	\$13.49	
	Exc Award (06/30/2022)																	
68706	MEDIRIGIRIYA	04/30/2003	Status Quo(2)	27	2	2	0	0.00%	27	4	0			VP,SC	8	90+ Days	\$13.49	
	Exc Award (06/30/2018)																	
124676	Mulleriyawa Royalty	04/20/2015	Active	30	1	6	-5	-14.29%	35	5	2			N	SC	2	\$13.49	
	Exc Award (06/30/2017, 06/30/2019, 06/30/2020)																	
144257	Muthur United	01/03/2021	Active	13	0	4	-4	-23.53%	17	5	7			N	T	9	90+ Days	\$13.49
64862	NAWAGAMUWA	12/28/2001	Active	39	1	0	1	2.63%	38		9			N	P,T,VP,SC	3	\$13.49	
	Exc Award (06/30/2018, 06/30/2022, 06/30/2023)																	



# Club Health Assessment for District 306 C1 through May 2025

			Status	Membership							Reports					Finance	LCIF
Club Number	Club Name	Charter Date		Current Member Count	YTD Members Added	YTD Members Dropped	YTD Net Growth	YTD Net Growth%	Member Count 12 Months Ago	Avg. length of service for dropped members	Months Since Last MMR ***	Yrs. Since Last Officer Report	President Rotation	Vice President Reported ****	Months Since Last Activity Report ***	Account Balance	Donations for current Fiscal Year
			Number of times on status quo within last two years	If below 15 members appears				If net loss is greater than 20% appears			If no report in 3 months appears in	When more than one year appears in	Number of repeat terms	Notes the officers that do not have an active	If no report at 12 months appears in red		
120961	New Kandy City	12/13/2013	Active	42	5	0	5	13.51%	42		0		2	R	0		\$30.49
	Exc Award (06/30/2017, 06/30/2021, 06/30/2023)																
66545	ORUWALA	08/16/2002	Active	31	2	0	2	6.90%	31		9		None	P,T,M,VP,SC	1		\$13.49
	Exc Award (06/30/2017, 06/30/2023)																
98194	PARAKUM	12/21/2006	Active	35	5	0	5	16.67%	30		4			M,VP,SC	8		\$13.49
51390	PELAWATTA	03/05/1991	Active	42	3	0	3	7.69%	41		6			N SC	8		\$13.49
	Exc Award (06/30/2016, 06/30/2022)																
148714	Peradeniya Elite	12/21/2021	Cancelled(8*)	0	0	20	-20	-100.00%	20	3	1		None	P,S,T,M,VP SC	19	90+ Days	\$13.49
99169	PILIMATHALAWA	04/20/2007	Active	44	2	0	2	4.76%	43		0			N	0		\$498.05
	Exc Award (06/30/2017, 06/30/2018, 06/30/2022)																
125032	Pita Kotte	06/05/2015	Status Quo(3)	17	4	7	-3	-15.00%	20	4	5			N VP	9	90+ Days	\$13.49
	Exc Award (06/30/2018, 06/30/2022)																
148793	Polonnaruwa Isivara Elite	12/21/2021	Cancelled(8*)	0	0	17	-17	-100.00%	17	4	5	1	None	P,S,T,M,VP SC	19	90+ Days	\$13.49
59136	POLONNARUWA NORTH CENTRAL	02/18/1997	Status Quo(1)	37	4	9	-5	-11.90%	43	9	5			P,M,VP,SC	4	90+ Days	\$13.49
	Exc Award (06/30/2017, 06/30/2018, 06/30/2022)																
150830	Ruwanwella Elite	06/03/2022	Status Quo(2)	23	1	0	1	4.55%	22		8			N	7	90+ Days	\$13.49
	Exc Award (06/30/2024)																
25599	S JAYAWARDENA P-KOTTE	09/17/1973	Active	45	2	11	-9	-16.67%	54	12	1			N	1		\$28.49
	Exc Award (06/30/2017, 06/30/2018, 06/30/2022)																
151037	Salgala Green Elite	06/17/2022	Cancelled(8*)	0	0	15	-15	-100.00%	15	3	5		None	P,S,T,M,VP SC	N/A	90+ Days	\$13.49
99173	SIYANE HANWELI	04/20/2007	Active	29	3	0	3	11.54%	27		1			R	1		\$13.49
	Exc Award (06/30/2017, 06/30/2022, 06/30/2023)																
117429	SRI JAYAWARDENAPURA PEARL	09/10/2012	Active	15	1	1	0	0.00%	15	1	6			VP	0		\$13.49
	Exc Award (06/30/2022)																
43921	TALANGAMA MALABE	05/09/1984	Active	34	2	1	1	3.03%	35	2	0			N	2		\$13.49
	Exc Award (06/30/2018, 06/30/2019, 06/30/2022)																
150202	Teldeniya Elite	03/31/2022	Cancelled(8*)	0	6	23	-17	-100.00%	17	2	4		None	P,S,T,M,VP SC	7	90+ Days	\$13.49
102066	THALANGAMA GOLDEN CITY	05/22/2008	Active	25	1	1	0	0.00%	25	17	0			N	10		\$13.49



## Club Health Assessment for District 306 C1 through May 2025

			Status	Membership							Reports					Finance		LCIF
Club Number	Club Name	Charter Date		Current Member Count	YTD Members Added	YTD Members Dropped	YTD Net Growth	YTD Net Growth%	Member Count 12 Months Ago	Avg. length of service for dropped members	Months Since Last MMR ***	Yrs. Since Last Officer Report	President Rotation	Vice President Reported ****	Months Since Last Activity Report ***	Account Balance	Donations for current Fiscal Year	
			Number of times on status quo within last two years	If below 15 members appears				If net loss is greater than 20% appears			If no report in 3 months appears in	When more than one year appears in	Number of repeat terms	Notes the officers that do not have an active	If no report at 12 months appears in red			
Exc Award (06/30/2018, 06/30/2024)																		
133204	Thalangama New Century	12/18/2017	Active	26	1	5	-4	-13.33%	30	5	4			N	M,VP	2	\$13.49	
Exc Award (06/30/2021, 06/30/2022, 06/30/2024)																		
78114	THALANGAMA SOUTH	01/20/2004	Active	32	1	7	-6	-15.79%	43	13	1			N	M	1	\$58.49	
Exc Award (06/30/2017, 06/30/2018, 06/30/2024)																		
134147	Thalangama South New Century	04/18/2018	Active(1)	28	0	10	-10	-26.32%	37	2	5			N	T	1	\$13.49	
Exc Award (06/30/2021, 06/30/2022, 06/30/2024)																		
137163	Thalduwa Dehiovita	02/24/2019	Active(1)	12	12	12	0	0.00%	12	4	0		2	R	T	9	90+ Days \$13.49	
128941	Trincomalee Centennial Paradise	09/29/2016	Active	30	12	9	3	11.11%	27	3	3			R		4	\$13.49	
Exc Award (06/30/2022, 06/30/2024)																		
96542	TRINCOMALEE CENTRAL	03/14/2006	Active	20	0	5	-5	-20.00%	28	8	5		2	R		9	90+ Days \$13.49	
Exc Award (06/30/2016, 06/30/2018, 06/30/2024)																		
107380	TRINCOMALEE GINKGO	02/01/2010	Active(1)	18	5	8	-3	-14.29%	22	3	0			R	M,SC	10	90+ Days \$13.49	
53236	TRINCOMALEE TOWN	06/08/1992	Active	55	10	0	10	22.22%	49		1			N		1	\$1,018.00	
Exc Award (06/30/2017, 06/30/2022, 06/30/2024)																		
143902	Trincomalee United	12/18/2020	Active	20	3	9	-6	-23.08%	31	2	5			N		7	90+ Days \$13.49	
Exc Award (06/30/2024)																		
148645	Udunuwara Elite	10/25/2021	Active	17	4	1	3	21.43%	17	3	2				VP	1	\$13.49	
153327	Udunuwara Excellence	01/06/2023	Status Quo(2)	13	3	2	1	8.33%	12	2	4				VP,SC	7	90+ Days \$13.49	
48833	WICKRAMASINGHEPURA	07/25/1988	Active	27	1	1	0	0.00%	27	3	0			N	VP	0	\$13.49	
Exc Award (06/30/2017, 06/30/2018, 06/30/2024)																		
151444	Yatinuwara Green Elite	06/20/2022	Cancelled(8*)	0	0	20	-20	-100.00%	20	2	5		None		P,S,T,M,VP SC	N/A	90+ Days \$13.49	
126825	Yatyanthota	02/11/2016	Status Quo(2)	14	0	2	-2	-12.50%	17	5	5			N		3	90+ Days \$13.49	
Exc Award (06/30/2017, 06/30/2018)																		

Clubs Cancelled Previous Fiscal Year – Clubs Cancelled within last 12 months may be reinstated

Club Number	Club Name	Charter Date	Current Status*	Cancellation Date
-------------	-----------	--------------	-----------------	-------------------



## Club Health Assessment for District 306 C1 through May 2025

INTERNATIONAL

Club Number	Club Name	Charter Date	Status	Membership							Reports					Finance		LCIF		
				Current Member Count	YTD Members Added	YTD Members Dropped	YTD Net Growth	YTD Net Growth%	Member Count 12 Months Ago	Avg. length of service for dropped members	Months Since Last MMR ***	Yrs. Since Last Officer Report	President Rotation	Vice President Reported ****	Months Since Last Activity Report ***	Account Balance	Donations for current Fiscal Year			
			Number of times on status quo within last two years	If below 15 members appears				If net loss is greater than 20% appears			If no report in 3 months appears in	When more than one year appears in	Number of repeat terms	Notes the officers that do not have an active	If no report at 12 months appears in red					
123634	Aluvihare	11/14/2014	Cancelled(8*)	12/29/2023																
97448	ATHURUGIRIYA MILLENNIUM CITY	06/30/2006	Cancelled(8*)	06/29/2024																
153930	Colombo Ceylon Planters Excellence	06/16/2023	Cancelled(8*)	12/29/2023																
155071	Colombo Executives	08/14/2023	Cancelled(8*)	06/29/2024																
144532	Colombo Grand United	12/28/2020	Cancelled(8*)	06/29/2024																
147577	Colombo Ladies Elite	07/12/2021	Cancelled(8*)	12/29/2023																
141705	Colombo MJF	06/23/2020	Cancelled(8*)	06/29/2024																
140479	Colombo Outer	12/10/2019	Cancelled(8*)	12/29/2023																
149173	Digana Heritage Ladies Elite	03/04/2022	Cancelled(8*)	06/29/2024																
133708	Diyawannawa New Century	03/21/2018	Cancelled(8*)	12/29/2023																
139679	Kaduwela United	09/10/2019	Cancelled(8*)	06/29/2024																
148304	Pita Kotte Elite	12/21/2021	Cancelled(8*)	06/29/2024																
68922	TRINCOMALEE NEW CENTURY	06/10/2003	Cancelled(8*)	12/29/2023																
Current Total Clubs Count	YTD New Clubs Count	YTD Cancelled Clubs Count	YTD Net Club Gain	Current Total Members Count	YTD Add	YTD Drop	YTD Net Growth	YTD Net Growth %	Member Count 12 Months Ago	Average Member Count Per Club	% of Clubs with less than 20 members	% No MMR in 3 Months	% No Officer Report in 12 Months	% of Clubs with balance 90+ days	Number of Clubs in Status Quo	% Status Quo Clubs in Financial Suspension	Number of Cancelled Clubs	Average Cancelled Club Age	Members Lost Due to Cancellation	% of Clubs Cancelled for Non-Financial Reasons
132	7	19	-12	3,301	628	784	-156	-4.51%	3,699	25	33%	48%	2%	43%	26	100%	19	11	359	-68%

\* - P - Priority Club. Cancellation Reasons: 1-Objectives/conduct, 2-Non-active club, 5-Non-existing club, 6-Disbanding, 7-Merger, 8-Financial Suspension, 9-District/Multiple District Dues.

\*\* - Abbreviation: P-President, S-Secretary, T-Treasurer, M-Member Chairperson, VP-First Vice President, MC-Communications Chairperson, SC-Service Chairperson

\*\*\* - Abbreviation: N/R - Never reported using the Lions Clubs website, N/A - Not applicable, No password registered for the Lions Clubs website.

\*\*\*\* - Abbreviation: N - New, IP - Immediate Past, R - Repeat.



# Club Health Assessment for District 306 C2 through May 2025

			Status	Membership							Reports					Finance		LCIF
Club Number	Club Name	Charter Date		Current Member Count	YTD Members Added	YTD Members Dropped	YTD Net Growth	YTD Net Growth%	Member Count 12 Months Ago	Avg. length of service for dropped members	Months Since Last MMR ***	Yrs. Since Last Officer Report	President Rotation	Vice President Reported ****	Months Since Last Activity Report ***	Account Balance	Donations for current Fiscal Year	
			Number of times on status quo within last two years	If below 15 members appears					If net loss is greater than 20% appears		If no report in 3 months appears in	When more than one year appears in	Number of repeat terms	Notes the officers that do not have an active	If no report at 12 months appears in red			
Clubs less than two years old																		
178446	Addalaichenai Legends	09/30/2024	Active	22	22	0	22	100.00%	0		0		2	M,VP,SC	4			
178449	Batticaloa Legends	09/30/2024	Active	21	21	0	21	100.00%	0		0		2	M,VP,SC	4			
178747	Batugedara Gems Eminence	10/07/2024	Active	25	25	0	25	100.00%	0		4			M,VP,SC	4	90+ Days		
156591	Colombo Ceylon Legends	03/26/2024	Active(1)	18	1	5	-4	-18.18%	22	0	5		2	N SC	1	90+ Days		
179858	Colombo Diamonds Eminence	02/17/2025	Active	20	20	0	20	100.00%	0		3			M,VP,SC	N/A	90+ Days		
179230	Colombo Legacy Eminence	10/29/2024	Active	25	29	4	25	100.00%	0	0	1			N SC	1	90+ Days		
155506	Colombo Legends	08/21/2023	Active	16	2	8	-6	-27.27%	22	1	5			N	5			
156565	Colombo Management Legends	03/01/2024	Active(1)	12	4	8	-4	-25.00%	20	1	0			N	1			
180454	Colombo Uptown Eminence	01/21/2025	Active	21	21	0	21	100.00%	0		0		2	N M,SC	N/R	90+ Days		
155602	Colombo Uptown Legends	08/22/2023	Active	20	6	6	0	0.00%	20	2	1			N	5			
175505	Elvitigala Victory Eminence	08/16/2024	Active	20	24	4	20	100.00%	0	2	3		2	N SC	2	90+ Days		
178448	Eravur Legends	09/30/2024	Active	21	21	0	21	100.00%	0		0		2	M,VP,SC	4			
155434	Havelock Legends	08/10/2023	Active	30	8	5	3	11.11%	27	1	0			N T	2			
172115	Maharagama Sunflower Legends	06/20/2024	Status Quo(1)	21	0	3	-3	-12.50%	0	1	5		2	M,VP,SC	7	90+ Days		
175517	Maharagama Central Eminence Force	08/27/2024	Status Quo(1)	26	29	3	26	100.00%	0	2	4			M,VP,SC	2	90+ Days		
180536	Minipura Eminence	04/07/2025	Newly Chartered	20	20	0	20	100.00%	0		1			M,VP,SC	N/R			
178447	Navithenvelli Legends	09/30/2024	Active	21	21	0	21	100.00%	0		1		2	S,T,M,VP,SC	4			
154369	Nivithigala Supreme	06/15/2023	Cancelled(8*)	0	0	5	-5	-100.00%	5	2	5	1	None	P,S,T,M,VP SC	N/A	90+ Days		
Clubs more than two years old																		
147681	Arayampathy Excellance	08/03/2021	Active(2)	9	0	0	0	0.00%	16		4		2	N VP	1			
148815	Arugambay Excellence	12/06/2021	Status Quo(2)	20	0	0	0	0.00%	20		14	1	None	P,S,T,M,VP SC	4	90+ Days		
61386	BADULLA	12/29/1998	Active(2)	23	2	3	-1	-4.17%	24	15	1			N VP,SC	1			
Exc Award (06/30/2016, 06/30/2023)																		





# Club Health Assessment for District 306 C2 through May 2025

			Status	Membership							Reports					Finance		LCIF
Club Number	Club Name	Charter Date		Current Member Count	YTD Members Added	YTD Members Dropped	YTD Net Growth	YTD Net Growth%	Member Count 12 Months Ago	Avg. length of service for dropped members	Months Since Last MMR ***	Yrs. Since Last Officer Report	President Rotation	Vice President Reported ****	Months Since Last Activity Report ***	Account Balance	Donations for current Fiscal Year	
			Number of times on status quo within last two years	If below 15 members appears				If net loss is greater than 20% appears			If no report in 3 months appears in	When more than one year appears in	Number of repeat terms	Notes the officers that do not have an active	If no report at 12 months appears in red			
66616	BALANGODA	09/19/2002	Active	37	0	2	-2	-5.13%	39	5	7			N	SC	2		
	Exc Award (06/30/2016, 06/30/2019, 06/30/2024)																	
25582	BANDARAWELA	11/19/1967	Active	46	7	9	-2	-4.17%	48	5	1			N		0		
	Exc Award (06/30/2016, 06/30/2024)																	
29172	BATTICALOA	04/10/1974	Active	54	7	0	7	14.89%	53		0				S,T,M,VP,SC	0		
	Exc Award (06/30/2016, 06/30/2019)																	
127244	BATTICALOA CENTENNIAL STARS	04/11/2016	Active(1)	24	0	0	0	0.00%	32		11			N	S,M,VP	9		
	Exc Award (06/30/2019, 06/30/2021)																	
118763	BATTICALOA LADY'S	03/11/2013	Active	24	2	2	0	0.00%	34	8	2		2	R	M,SC	4		
	Exc Award (06/30/2019)																	
133252	Batticaloa New Century MJF	12/04/2017	Active(1)	32	0	0	0	0.00%	32		12	1	None		P,S,T,M,VP SC	5		
	Exc Award (06/30/2019, 06/30/2020)																	
98004	BATTICALOA SINGING FISH LEO	11/15/2006	Active	35	0	1	-1	-2.78%	36	3	0			N	VP	5	90+ Days	
	Exc Award (06/30/2016, 06/30/2020, 06/30/2024)																	
153278	Batticaloa Supreme	12/26/2022	Status Quo(2)	13	0	3	-3	-18.75%	16	2	1		3	N		10	90+ Days	
127214	BOGAWANTALAWA	05/11/2016	Status Quo(1)	17	0	3	-3	-15.00%	20	6	10			N		10	90+ Days	
139377	COLOMBO ALEXANDRITE	09/11/2019	Active	3	0	0	0	0.00%	5		7		2		M,VP,SC	8		
148186	Colombo Ceylon Excellence	09/27/2021	Active	61	9	11	-2	-3.17%	63	2	0		4		M,VP,SC	0		
84867	COLOMBO CHARIOT	02/21/2005	Active	49	5	4	1	2.08%	46	7	5				VP	4		
	Exc Award (06/30/2016, 06/30/2020)																	
147632	Colombo Continental Excellence	07/16/2021	Active	51	2	0	2	4.08%	75		0			N		0		
116883	COLOMBO DIAMONDS	05/17/2012	Active	103	13	11	2	1.98%	101	8	2			N		0		
	Exc Award (06/30/2016, 06/30/2019, 06/30/2024)																	
42005	COLOMBO ELVITIGALLA	11/29/1982	Active	28	7	1	6	27.27%	28	31	0			N		1		
	Exc Award (06/30/2021)																	
133256	Colombo Golden Star New Century	12/11/2017	Status Quo(3)	12	0	0	0	0.00%	12		13			R	M,SC	19	90+ Days	
144533	Colombo Knights	12/29/2020	Status Quo(1)	17	1	6	-5	-22.73%	27	2	2			R	M	9	90+ Days	



# Club Health Assessment for District 306 C2 through May 2025

			Status	Membership							Reports					Finance		LCIF
Club Number	Club Name	Charter Date		Current Member Count	YTD Members Added	YTD Members Dropped	YTD Net Growth	YTD Net Growth%	Member Count 12 Months Ago	Avg. length of service for dropped members	Months Since Last MMR ***	Yrs. Since Last Officer Report	President Rotation	Vice President Reported ****	Months Since Last Activity Report ***	Account Balance	Donations for current Fiscal Year	
			Number of times on status quo within last two years	If below 15 members appears				If net loss is greater than 20% appears			If no report in 3 months appears in	When more than one year appears in	Number of repeat terms	Notes the officers that do not have an active	If no report at 12 months appears in red			
95634	COLOMBO MEGA CITY Exc Award (06/30/2019)	02/15/2006	Status Quo(1)	21	15	10	5	31.25%	16	1	1			VP,SC	10	90+ Days		
53813	COLOMBO MID CITY Exc Award (06/30/2016, 06/30/2020, 06/30/20	11/12/1992	Active	20	2	9	-7	-25.93%	26	6	0		N	S,SC	0			
123248	Colombo Sunshine MJF	09/30/2014	Active	26	1	0	1	4.00%	25		10		R	M,VP	2			
153949	Colombo Supreme	04/03/2023	Active(1)	18	5	2	3	20.00%	15	1	6		N	SC	1			
153185	Dehiattakandiya Supreme	12/23/2022	Cancelled(8*)	0	14	14	0	0.00%	25	2	-1		None	P,S,T,M,VP SC	15	90+ Days		
122903	Dela Blue Diamond	08/15/2014	Status Quo(2)	16	1	0	1	6.67%	17		8		N	VP	0	90+ Days		
98452	DELKANDA Exc Award (06/30/2019)	01/31/2007	Active(2)	12	17	5	12	100.00%	17	11	1		2	M,VP,SC	N/R	90+ Days		
98010	EASTERN UNIVERSITY CAMPUS Exc Award (06/30/2016, 06/30/2019, 06/30/20	11/15/2006	Active	23	0	7	-7	-23.33%	33	5	4		2	VP	4	90+ Days		
65504	EHELIYAGODA Exc Award (06/30/2016, 06/30/2020, 06/30/20	06/12/2002	Active	49	5	0	5	11.36%	44		4			VP	9	90+ Days	\$907.44	
152562	Eravur Supreme	10/03/2022	Active(1)	20	1	0	1	5.26%	25		0			M,VP,SC	1			
60680	GALAWILA Exc Award (06/30/2016)	04/23/1998	Status Quo(2)	23	0	0	0	0.00%	26		0		N	P,SC	9	90+ Days		
67025	GALOYAVALLEY Exc Award (06/30/2016)	12/06/2002	Active(1)	21	2	3	-1	-4.55%	22	9	1		N	S	0	90+ Days		
98714	GODAGAMA NEW CITY Exc Award (06/30/2016, 06/30/2020, 06/30/20	03/06/2007	Active	21	0	1	-1	-4.55%	25	10	0		N	VP	3		\$1,000.00	
139376	Godagama Sunrise	09/11/2019	Status Quo(2)	9	0	0	0	0.00%	9		11		2	S,VP,SC	9	90+ Days		
64283	HATTON Exc Award (06/30/2016)	05/11/2001	Active	21	0	0	0	0.00%	21		1		R	M,SC	2			
39304	HOMAGAMA Exc Award (06/30/2016, 06/30/2019)	01/15/1981	Active	33	1	0	1	3.13%	34		1		R	M	2	90+ Days	\$50.00	
77917	HOMAGAMA CENTRAL Exc Award (06/30/2020)	12/09/2003	Active	35	4	1	3	9.38%	40	16	0		N		5			




# Club Health Assessment for District 306 C2 through May 2025

			Status	Membership							Reports					Finance	LCIF
Club Number	Club Name	Charter Date		Current Member Count	YTD Members Added	YTD Members Dropped	YTD Net Growth	YTD Net Growth%	Member Count 12 Months Ago	Avg. length of service for dropped members	Months Since Last MMR ***	Yrs. Since Last Officer Report	President Rotation	Vice President Reported ****	Months Since Last Activity Report ***	Account Balance	Donations for current Fiscal Year
			Number of times on status quo within last two years	If below 15 members appears					If net loss is greater than 20% appears		If no report in 3 months appears in	When more than one year appears in	Number of repeat terms	Notes the officers that do not have an active	If no report at 12 months appears in red		
117049	HOMAGAMA DIAMONDS	06/01/2012	Active	48	0	2	-2	-4.00%	50	15	5		None	P,S,T,M,VP SC	1		
Exc Award (06/30/2021)																	
152821	Homagama Supreme	10/28/2022	Active	43	17	0	17	65.38%	26		4		None	P,T,M,VP,SC	1		\$1,000.00
54876	JAWATTE SUMMIT	09/16/1993	Active(1)	21	0	0	0	0.00%	21		0			M,VP,SC	0		
Exc Award (06/30/2016)																	
115780	KAHAWATTA CITY	01/16/2012	Active(1)	21	2	0	2	10.53%	24		3			VP	5		
Exc Award (06/30/2016)																	
84549	KALAWANA	12/20/2004	Active	28	10	0	10	55.56%	21		2			VP	0		
63029	KALMUNAI TOWN	04/04/2000	Active	32	0	14	-14	-30.43%	46	6	3			T,VP	4		
60358	KALUWANCHIKUDY TOWN	02/09/1998	Active	28	1	4	-3	-9.68%	31	14	1			T,M,VP,SC	4		
Exc Award (06/30/2023)																	
98009	KARATHIVU	11/15/2006	Active(1)	18	18	16	2	12.50%	16	10	3		2	VP	4	90+ Days	
Exc Award (06/30/2016)																	
148277	Kattankudy MAF Excellence	09/13/2021	Active(2)	20	1	4	-3	-13.04%	23	2	0			N	2		
110412	KIRIELLA NEW	02/23/2011	Status Quo(2)	9	0	0	0	0.00%	9		14	1	None	P,S,T,M,VP SC	24+	90+ Days	
Exc Award (06/30/2016)																	
98008	KOTTAWA	11/15/2006	Active	38	6	0	6	18.75%	36		0			N	2	90+ Days	
Exc Award (06/30/2016, 06/30/2023)																	
54182	KOTTAWA CENTRAL	03/01/1993	Active(1)	55	3	0	3	5.77%	52		0			M,VP,SC	0	90+ Days	
Exc Award (06/30/2016, 06/30/2023)																	
136829	Kottawa Horizon	11/19/2018	Active(2)	19	3	1	2	11.76%	17	4	4			R	2		
Exc Award (06/30/2021, 06/30/2023)																	
137878	Kottawa Ladies Dignity	04/08/2019	Active(1)	11	18	19	-1	-8.33%	12	3	0		2	M,VP,SC	2	90+ Days	
66789	KOTTAWA METRO	11/07/2002	Active	25	2	0	2	8.70%	23		0			S,T,M,VP,SC	4		
Exc Award (06/30/2023)																	
116851	KOTTAWA MID TOWN	05/15/2012	Active	26	2	2	0	0.00%	29	8	0			N	2		
Exc Award (06/30/2016, 06/30/2020, 06/30/2023)																	
63430	KURUWITA	06/30/2000	Active(1)	43	4	0	4	10.26%	39		0			N SC	2		



# Club Health Assessment for District 306 C2 through May 2025

			Status	Membership						Reports					Finance	LCIF		
Club Number	Club Name	Charter Date		Current Member Count	YTD Members Added	YTD Members Dropped	YTD Net Growth	YTD Net Growth%	Member Count 12 Months Ago	Avg. length of service for dropped members	Months Since Last MMR ***	Yrs. Since Last Officer Report	President Rotation	Vice President Reported ****	Months Since Last Activity Report ***	Account Balance	Donations for current Fiscal Year	
			Number of times on status quo within last two years	If below 15 members appears					If net loss is greater than 20% appears			If no report in 3 months appears in	When more than one year appears in	Number of repeat terms	Notes the officers that do not have an active	If no report at 12 months appears in red		
Exc Award (06/30/2020, 06/30/2023)																		
129569	Lellopitiya Centennial Stars	12/08/2016	Status Quo(2)	17	7	4	3	21.43%	16	4	5			N	T,M	2	90+ Days	
25601	MAHARAGAMA	10/27/1970	Active	23	6	0	6	35.29%	17		0			R		1		
82992	MAHARAGAMA CENTRAL	06/30/2004	Active	58	2	0	2	3.57%	57		1			N		2	90+ Days	
Exc Award (06/30/2016, 06/30/2020, 06/30/2024)																		
105261	MAHARAGAMA GOLDEN CITY	04/15/2009	Active	41	4	0	4	10.81%	45		1			R		0		
Exc Award (06/30/2016, 06/30/2024)																		
147576	Maharagama Sunflower Excellence	07/26/2021	Active(1)	29	26	13	13	81.25%	26	1	5				M,VP,SC	4		
Exc Award (06/30/2023)																		
153087	Maharagama Supreme	12/20/2022	Active(2)	27	31	4	27	100.00%	23	2	0			N	M,SC	5		
60400	MAKUMBURA	02/23/1998	Active(2)	14	4	6	-2	-12.50%	0	15	3		2	R	S,M,SC	N/R	90+ Days	\$900.69
Exc Award (06/30/2016)																		
25605	NAWALA	12/14/1972	Active	41	11	3	8	24.24%	55	2	1			N		1		
Exc Award (06/30/2016, 06/30/2020, 06/30/2024)																		
101920	NAWALA PREMIER	04/24/2008	Active	11	2	2	0	0.00%	11	14	3			N	T,SC	3		
Exc Award (06/30/2016, 06/30/2023)																		
25606	NAWALAPITIYA KOTMALE	09/18/1967	Active	34	0	2	-2	-5.56%	36	22	0			N	M,VP	2		
Exc Award (06/30/2016)																		
153270	Nintavur Supreme	12/23/2022	Active(2)	24	3	0	3	14.29%	24		0			N		0		
25608	NUGEGODA	11/07/1966	Active	25	4	4	0	0.00%	27	26	3				M,VP,SC	10		
Exc Award (06/30/2016, 06/30/2020)																		
143788	Nugegoda 2020 Stars	12/14/2020	Active	21	3	0	3	16.67%	18		9				T,M,VP,SC	4		
Exc Award (06/30/2023)																		
58822	NUGEGODA CENTRAL	11/11/1996	Status Quo(1)	12	3	7	-4	-25.00%	13	13	5			N	M	3	90+ Days	
97507	NUGEGODA CITY	07/03/2006	Active(2)	14	0	0	0	0.00%	13		11				S,M,VP,SC	16	90+ Days	
Exc Award (06/30/2016, 06/30/2018)																		
25610	NUWARA ELIYA	10/27/1966	Active	56	3	0	3	5.66%	53		1			N	VP	1		
Exc Award (06/30/2016, 06/30/2020)																		



# Club Health Assessment for District 306 C2 through May 2025

			Status	Membership							Reports					Finance	LCIF
Club Number	Club Name	Charter Date		Current Member Count	YTD Members Added	YTD Members Dropped	YTD Net Growth	YTD Net Growth%	Member Count 12 Months Ago	Avg. length of service for dropped members	Months Since Last MMR ***	Yrs. Since Last Officer Report	President Rotation	Vice President Reported ****	Months Since Last Activity Report ***	Account Balance	Donations for current Fiscal Year
			Number of times on status quo within last two years	If below 15 members appears				If net loss is greater than 20% appears			If no report in 3 months appears in	When more than one year appears in	Number of repeat terms	Notes the officers that do not have an active	If no report at 12 months appears in red		
115781	OPANAYAKE	01/16/2012	Status Quo(2)	8	0	11	-11	-57.89%	19	4	1			P,S,T,M,VP SC	8	90+ Days	
59135	PADUKKA	02/18/1997	Active	39	1	0	1	2.63%	42		0		N	T,M,VP,SC	0		
	Exc Award (06/30/2016, 06/30/2020, 06/30/2023)																
120384	Padukka Paradise	09/20/2013	Active	27	2	1	1	3.85%	28	3	1			M,VP,SC	2		
98453	PADUKKA SIYANEPURA	01/31/2007	Active	23	4	3	1	4.55%	24	14	0			M,VP,SC	8	90+ Days	
	Exc Award (06/30/2021, 06/30/2023)																
30864	PANNIPITIYA	05/28/1975	Active(2)	20	0	0	0	0.00%	20		13	1	None	P,S,T,M,VP SC	13	90+ Days	
	Exc Award (06/30/2016, 06/30/2023)																
64284	PANNIPITIYA CENTRAL	05/08/2001	Active	33	0	0	0	0.00%	33		13	1	None	P,S,T,M,VP SC	10	90+ Days	
	Exc Award (06/23/2024)																
76006	PANNIPITIYA METRO	06/30/2003	Active	31	0	0	0	0.00%	32		11		N	P,M,VP,SC	0		
	Exc Award (06/30/2016, 06/30/2023)																
146679	Pannipitiya Paradise	06/14/2021	Active	14	5	7	-2	-12.50%	16	2	3			VP	1		
152963	Pannipitiya Supreme	11/01/2022	Active	34	5	0	5	17.24%	33		2		R		2		
56942	PELMADULLA	05/16/1995	Active	33	2	1	1	3.13%	32	29	2		2	N	T,VP	6	
	Exc Award (06/30/2016)																
29324	RATNAPURA	05/15/1974	Active(1)	53	1	3	-2	-3.64%	55	5	0			M,VP,SC	1		
	Exc Award (06/30/2016, 06/30/2022, 06/30/2023)																
99116	RATNAPURA NEW CENTURY	04/16/2007	Active(2)	15	15	0	15	100.00%	15		9		2	M,VP,SC	22		
	Exc Award (06/30/2016)																
124648	Rukmale	05/15/2015	Active(1)	32	5	6	-1	-3.03%	33	1	0			VP	16	90+ Days	
	Exc Award (06/30/2016, 06/30/2020)																
150857	Sainthamaruthu Excellence	06/20/2022	Status Quo(1)	213	287	98	189	787.50%	24	2	1		2	N	M	3	90+ Days
105599	SAMMANTHURAI GOLDEN CITY	06/02/2009	Active	44	0	1	-1	-2.22%	45	0	8			N		0	90+ Days
	Exc Award (06/30/2020, 06/30/2022, 06/30/2023)																\$1,000.00
127767	Talawakelle	06/06/2016	Status Quo(3)	17	1	2	-1	-5.56%	29	2	8			N	P	10	90+ Days
55662	THALAPATHPITIYA	05/06/1994	Active	16	0	5	-5	-23.81%	22	3	5			S,M,VP,SC	2	90+ Days	
	Exc Award (06/30/2020)																



# Club Health Assessment for District 306 C2 through May 2025

			Status	Membership							Reports					Finance		LCIF
Club Number	Club Name	Charter Date		Current Member Count	YTD Members Added	YTD Members Dropped	YTD Net Growth	YTD Net Growth%	Member Count 12 Months Ago	Avg. length of service for dropped members	Months Since Last MMR ***	Yrs. Since Last Officer Report	President Rotation	Vice President Reported ****	Months Since Last Activity Report ***	Account Balance	Donations for current Fiscal Year	
			Number of times on status quo within last two years	If below 15 members appears					If net loss is greater than 20% appears			If no report in 3 months appears in	When more than one year appears in	Number of repeat terms	Notes the officers that do not have an active	If no report at 12 months appears in red		
29778	THIMBIRIGASYAYA	08/30/1974	Active	14	2	0	2	16.67%	13	0			IP	1	90+ Days			
Exc Award (06/30/2016, 06/30/2021)																		
41217	UDAHAMULLA	04/29/1982	Active	38	4	0	4	11.76%	34	2			R	P,M,SC		8		
Exc Award (06/30/2016, 06/30/2023)																		
88878	UDAHAMULLA CENTRAL	06/26/2005	Active(2)	14	0	3	-3	-17.65%	18	1			N	M,VP,SC		2		
Exc Award (06/30/2016, 06/30/2017, 06/30/20)																		
116327	UDAHAMULLA METRO	03/22/2012	Active	4	0	2	-2	-33.33%	6	2	9		5	N		SC	24+	
133205	Udahamulla New Century	01/11/2018	Active(1)	25	5	8	-3	-10.71%	34	3	5			N			3	
Exc Award (06/30/2021, 06/30/2024)																		
100142	UVA CAPITAL	09/04/2007	Active	20	3	6	-3	-13.04%	23	4	5			R		10		
Exc Award (06/30/2016, 06/30/2020, 06/30/20)																		
147529	Uva Wellassa Excellence	07/13/2021	Active	20	3	2	1	5.26%	22	4	4		2	N	M,SC	1		
66462	VALAICHENAI TOWN	06/28/2002	Active	18	0	0	0	0.00%	18	11					M,VP,SC	4		
Exc Award (06/30/2023, 06/30/2024)																		
130800	Welimada Uva Paranagama	05/09/2017	Active	29	0	3	-3	-9.38%	32	5	1			N	S	7		
Exc Award (06/30/2023, 06/30/2024)																		

Clubs Cancelled Previous Fiscal Year – Clubs Cancelled within last 12 months may be reinstated

Club Number	Club Name	Charter Date	Current Status*	Cancellation Date
132640	Colombo Best Life New Century MJF	03/29/2018	Cancelled(8*)	12/29/2023
148843	Colombo Cinnamon Gardens Excellence	11/02/2021	Cancelled(8*)	06/29/2024
148842	Colombo Seven Excellence	11/12/2021	Cancelled(8*)	06/29/2024
116863	MAHARAGAMA GOLDEN STARS	05/16/2012	Cancelled(8*)	06/29/2024
128229	Nugegoda Centennial Stars	07/13/2016	Cancelled(8*)	01/29/2024
34559	NUGEGODA MIDTOWN	10/05/1977	Cancelled(8*)	06/29/2024
128908	Pandiruppu Centennial Stars	09/29/2016	Cancelled(8*)	12/29/2023
153104	Sabaragamuwa University Supreme	12/20/2022	Cancelled(8*)	06/29/2024



# Club Health Assessment for District 306 C2 through May 2025

			Membership								Reports				Finance		LCIF			
Club Number	Club Name	Charter Date	Status	Current Member Count	YTD Members Added	YTD Members Dropped	YTD Net Growth	YTD Net Growth%	Member Count 12 Months Ago	Avg. length of service for dropped members	Months Since Last MMR ***	Yrs. Since Last Officer Report	President Rotation	Vice President Reported ****	Months Since Last Activity Report ***	Account Balance	Donations for current Fiscal Year			
			Number of times on status quo within last two years	If below 15 members appears				If net loss is greater than 20% appears			If no report in 3 months appears in	When more than one year appears in	Number of repeat terms	Notes the officers that do not have an active	If no report at 12 months appears in red					
148835	Wijerama Excellence	11/02/2021	Cancelled(8*)						06/29/2024											
Current Total Clubs Count	YTD New Clubs Count	YTD Cancelled Clubs Count	YTD Net Club Gain	Current Total Members Count	YTD Add	YTD Drop	YTD Net Growth	YTD Net Growth %	Member Count 12 Months Ago	Average Member Count Per Club	% of Clubs with less than 20 members	% No MMR in 3 Months	% No Officer Report in 12 Months	% of Clubs with balance 90+ days	Number of Clubs in Status Quo	% Status Quo Clubs in Financial Suspension	Number of Cancelled Clubs	Average Cancelled Club Age	Members Lost Due to Cancellation	% of Clubs Cancelled for Non-Financial Reasons
112	11	2	9	3,151	938	428	510	19.31%	2,874	28	28%	45%	4%	38%	17	100%	2	46	19	-450%

\* - P - Priority Club. Cancellation Reasons: 1-Objectives/conduct, 2-Non-active club, 5-Non-existing club, 6-Disbanding, 7-Merger, 8-Financial Suspension, 9-District/Multiple District Dues.

\*\* - Abbreviation: P-President, S-Secretary, T-Treasurer, M-Member Chairperson, VP-First Vice President, MC-Communications Chairperson, SC-Service Chairperson

\*\*\* - Abbreviation: N/R - Never reported using the Lions Clubs website, N/A - Not applicable, No password registered for the Lions Clubs website.

\*\*\*\* - Abbreviation: N - New, IP - Immediate Past, R - Repeat.





# Club Health Assessment for District 315A1 through May 2025

Club Number	Club Name	Charter Date	Status	Membership							Reports					Finance	LCIF
				Current Member Count	YTD Members Added	YTD Members Dropped	YTD Net Growth	YTD Net Growth%	Member Count 12 Months Ago	Avg. length of service members	Months Since Last MMR ***	Yrs. Since Last Officer Report	President Rotation	Vice President Reported ****	Months Since Last Activity Report ***	Account Balance	Donations for current Fiscal Year
			Number of times on status quo within last two years	If below 15 members appears				If net loss is greater than 20% appears			If no report in 3 months appears in	When more than one year appears in	Number of repeat terms	Notes the officers that do not have appears in an active	If no report at 12 months red		
<b>Clubs less than two years old</b>																	
177823	Dhaka Active Citizens	09/02/2024	Active	9	21	12	9	100.00%	0	0	1			N	N/R		
156507	Dhaka Autonomy	11/16/2023	Status Quo(1)	20	0	0	0	0.00%	20		18	1	None	P,S,T,M,VP SC	N/A	90+ Days	
155545	Dhaka Avengers	08/10/2023	Active(1)	16	0	0	0	0.00%	22		2		3	R	N/R		
156590	Dhaka Blue Sea	12/28/2023	Status Quo(1)	20	0	0	0	0.00%	20		18	1	None	P,S,T,M,VP SC	N/R	90+ Days	
180114	Dhaka Century	01/10/2025	Active	23	24	1	23	100.00%	0	0	0			M,VP,SC	1		
178367	Dhaka Community	09/10/2024	Status Quo(1)	20	22	2	20	100.00%	0	0	5			M,VP,SC	N/R	90+ Days	
179587	Dhaka Diamond Plus	01/10/2025	Active	20	20	0	20	100.00%	0		4			T,M,VP,SC	N/A		
156589	Dhaka Diamond South	12/27/2023	Status Quo(1)	20	0	0	0	0.00%	20		18	1	None	P,S,T,M,VP SC	N/A	90+ Days	
171967	Dhaka Diplomats	06/14/2024	Active	8	0	12	-12	-60.00%	0	0	2			R	N/R		
156601	Dhaka Divine Plus	12/27/2023	Status Quo(1)	20	0	0	0	0.00%	20		18	1	None	P,S,T,M,VP SC	N/A	90+ Days	
177822	Dhaka Elite Society	09/02/2024	Active	8	20	12	8	100.00%	0	0	3			T,M,VP,SC	7		
156002	Dhaka FESS	09/12/2023	Active	26	0	1	-1	-3.70%	27	5	0			N	0		
Exc Award (06/30/2024)																	
156575	Dhaka Horizon	12/27/2023	Cancelled(8*)	0	0	20	-20	-100.00%	20	1	18	1	None	P,S,T,M,VP SC	N/R	90+ Days	
175047	Dhaka Light House	08/08/2024	Active	21	21	0	21	100.00%	0		9			N	N/R		
156588	Dhaka Moon Light	12/28/2023	Status Quo(1)	25	0	0	0	0.00%	20		11			M,VP,SC	N/A	90+ Days	
177821	Dhaka Pan Pacific	09/02/2024	Active	8	20	12	8	100.00%	0	0	3			N	N/R		
155974	Dhaka Paradise World	09/11/2023	Cancelled(8*)	0	0	22	-22	-100.00%	22	1	10	1	None	P,S,T,M,VP SC	N/A	90+ Days	
156569	Dhaka Prospect	11/08/2023	Status Quo(1)	20	0	0	0	0.00%	20		18	1	None	P,S,T,M,VP SC	N/R	90+ Days	
179932	Dhaka Protesting Voice	12/31/2024	Active	20	20	0	20	100.00%	0		5			N	0		
175016	Dhaka Queens	07/18/2024	Active	8	21	13	8	100.00%	0	0	0			T,M,VP,SC	N/R		
171969	Dhaka Senators	06/13/2024	Active	9	0	11	-11	-55.00%	0	0	2		2	N	N/R		
155933	Dhaka Signature	09/01/2023	Active	8	0	0	0	0.00%	8		5			N	N/A		\$999.95
177833	Dhaka South	09/02/2024	Active	8	20	12	8	100.00%	0	0	0			N	7		



# Club Health Assessment for District 315A1 through May 2025

			Status	Membership							Reports					Finance		LCIF
Club Number	Club Name	Charter Date		Current Member Count	YTD Members Added	YTD Members Dropped	YTD Net Growth	YTD Net Growth%	Member Count 12 Months Ago	Avg. length of service for dropped members	Months Since Last MMR ***	Yrs. Since Last Officer Report	President Rotation	Vice President Reported ****	Months Since Last Activity Report ***	Account Balance	Donations for current Fiscal Year	
			Number of times on status quo within last two years	If below 15 members appears				If net loss is greater than 20% appears			If no report in 3 months appears in	When more than one year appears in	Number of repeat terms	Notes the officers that do not have an active	If no report at 12 months appears in red			
156587	Dhaka Star Light	12/28/2023	Cancelled(8*)	0	0	33	-33	-100.00%	20	1	4	1	None	P,S,T,M,VP SC	N/R	90+ Days		
156568	Dhaka Stellar	11/08/2023	Status Quo(1)	20	0	0	0	0.00%	20		18	1	None	P,S,T,M,VP SC	N/R	90+ Days		
156124	Dhaka Veritas Gold	09/28/2023	Status Quo(1)	20	0	0	0	0.00%	20		20	1	None	P,S,T,M,VP SC	N/R	90+ Days		
156508	Dhaka Winners	02/21/2024	Active	7	0	0	0	0.00%	7		6		2	N	S,T,M,VP,SC	7		
178852	Khulna Mangrove	11/19/2024	Active	21	21	0	21	100.00%	0		6				S,M,VP,SC	N/R		
175354	Moheshkhali	09/10/2024	Active	21	22	1	21	100.00%	0	0	4			N	VP	2	90+ Days	
Clubs more than two years old																		
140154	Bagerhat Green	12/03/2019	Status Quo(2)	14	0	0	0	0.00%	14		18	1	None	P,S,T,M,VP SC	24+	90+ Days		
134214	Barguna Greater	04/22/2018	Active	35	0	0	0	0.00%	35		11		2		T,M,VP,SC	24+		
118092	BARISAL GREEN	10/22/2012	Active	35	0	1	-1	-2.78%	36	3	9				P,M,VP,SC	24+		
134182	Barisal Metropolitan	04/23/2018	Active	35	0	0	0	0.00%	35		11				T,M,VP,SC	24+		
134199	Barisal South Bengal	04/23/2018	Cancelled(8*)	0	0	6	-6	-100.00%	6	2	5		None	P,S,T,M,VP SC	24+	90+ Days		
134183	Barisal Southeast	04/23/2018	Active(1)	36	1	0	1	2.86%	35		4				M,VP,SC	24+		
142042	Barishal	07/13/2020	Active(1)	25	0	0	0	0.00%	25		1			R		17		
144349	Bhola	12/23/2020	Active	35	0	0	0	0.00%	35		0				M,VP,SC	24+		
134185	Bikrampur Green	03/27/2018	Active	17	1	10	-9	-34.62%	26	3	0				VP	7		
145177	Coxs Bazar	02/24/2021	Active	15	0	1	-1	-6.25%	17	3	0			R	T,M,SC	7		
148139	Coxsbazar Freedom	09/09/2021	Active	28	0	0	0	0.00%	47		0			N	M	3		
25897	DHAKA	02/19/1958	Active	29	8	4	4	16.00%	25	2	0				VP	1		
Exc Award (06/30/2022)																		
152918	Dhaka Agnibina	03/24/2023	Active	22	8	9	-1	-4.35%	26	2	0				VP,SC	7		
124745	Dhaka Adarsha	04/30/2015	Cancelled(8*)	0	0	14	-14	-100.00%	14	9	47	5	None	P,S,T,M,VP SC	24+	90+ Days		
134167	Dhaka Agergaon Green	03/27/2018	Cancelled(8*)	0	0	34	-34	-100.00%	34	6	2		None	P,S,T,M,VP SC	24+	90+ Days		
152605	Dhaka Alokito Nari	09/16/2022	Active(1)	15	5	12	-7	-31.82%	22	1	9		2	N		7		
53840	DHAKA ANAMIKA	11/23/1992	Active	18	0	0	0	0.00%	18		13		2		S,M,VP,SC	7		



# Club Health Assessment for District 315A1 through May 2025

			Status	Membership							Reports					Finance		LCIF
Club Number	Club Name	Charter Date		Current Member Count	YTD Members Added	YTD Members Dropped	YTD Net Growth	YTD Net Growth%	Member Count 12 Months Ago	Avg. length of service for dropped members	Months Since Last MMR ***	Yrs. Since Last Officer Report	President Rotation	Vice President Reported ****	Months Since Last Activity Report ***	Account Balance	Donations for current Fiscal Year	
			Number of times on status quo within last two years	If below 15 members appears				If net loss is greater than 20% appears			If no report in 3 months appears in	When more than one year appears in	Number of repeat terms	Notes the officers that do not have appears in an active	If no report at 12 months red			
138822	Dhaka Angel	07/17/2019	Active(1)	15	0	20	-20	-57.14%	27	3	0			N	M,SC	7		\$10.00
123190	Dhaka Aristocrat Gold	09/24/2014	Active(2)	9	0	0	0	0.00%	9		12		2	N	T,SC	24+		
44100	DHAKA BANANI	06/07/1984	Active	17	0	0	0	0.00%	17		23	1	None		P,S,T,M,VP SC	24+		
152745	Dhaka Bashundhara Gold	12/12/2022	Active(1)	16	4	13	-9	-36.00%	24	3	0		None	R	P,S,T,M,SC	2		
125773	Dhaka Bravo	09/10/2015	Cancelled(8*)	0	1	15	-14	-100.00%	14	6	5		None		P,S,T,M,VP SC	24+	90+ Days	
144430	Dhaka Bravo Bright	12/29/2020	Cancelled(8*)	0	0	20	-20	-100.00%	20	3	14	1	None		P,S,T,M,VP SC	24+	90+ Days	
139302	Dhaka Bravo Green	07/23/2019	Active(1)	18	0	0	0	0.00%	25		11		2	N	S	24+		
142155	Dhaka Camellia	07/21/2020	Active	17	0	0	0	0.00%	17		16	1	None		P,S,T,M,VP SC	24+		
131703	Dhaka Centennial Green	08/13/2017	Status Quo(3)	15	2	3	-1	-6.25%	16	4	4			N		24+	90+ Days	
131704	Dhaka Centennial Unique	09/26/2017	Cancelled(8*)	0	135	220	-85	-100.00%	85	8	4		None		P,S,T,M,VP SC	24+	90+ Days	
131705	Dhaka Centennial Vision	07/10/2017	Active	20	2	0	2	11.11%	18		3				M,VP,SC	24+		
61141	DHAKA CENTRAL RAJDHANI	09/22/1998	Cancelled(8*)	0	0	19	-19	-100.00%	19	8	5		None		P,S,T,M,VP SC	24+	90+ Days	
140057	Dhaka Century 97 99	10/23/2019	Cancelled(8*)	0	281	554	-273	-100.00%	63	1	0		None		P,S,T,M,VP SC	7	90+ Days	
142753	Dhaka Champions	10/08/2020	Active	17	0	0	0	0.00%	36		1		2	N	T,M,VP,SC	19		
	Exc Award (06/30/2023)																	
150123	Dhaka Corporate Leaders	03/21/2022	Active	17	0	0	0	0.00%	17		1			N	T,VP,SC	19		\$999.95
	Exc Award (06/30/2023)																	
142156	Dhaka Creative	09/15/2020	Active(1)	26	0	0	0	0.00%	26		13		5		S,T,M,VP,SC	24+		
88117	DHAKA DEEPIKA	04/18/2005	Active(1)	15	0	0	0	0.00%	15		47	2	None		P,S,T,M,VP SC	24+		
62584	DHAKA DELTA RAJDHANI	12/21/1999	Active(2)	11	0	0	0	0.00%	11		18	1	None		P,S,T,M,VP SC	24+		
140077	Dhaka Dhamrai	10/23/2019	Cancelled(8*)	0	9	25	-16	-100.00%	24	5	4		None		P,S,T,M,VP SC	24+	90+ Days	
29670	DHAKA DHANMANDI	07/15/1974	Active(1)	29	2	1	1	3.57%	27	18	0		2	N		1		
153574	Dhaka Diamond East	03/24/2023	Cancelled(8*)	0	0	11	-11	-100.00%	11	1	7		None		P,S,T,M,VP SC	N/R	90+ Days	
126941	Dhaka Digital	03/17/2016	Active(1)	10	1	0	1	11.11%	11		5			R	M	24+		
149476	Dhaka Dignified	01/10/2022	Active(1)	18	1	3	-2	-10.00%	20	3	4		4		P,T,M,VP,SC	24+		



# Club Health Assessment for District 315A1 through May 2025

			Status	Membership							Reports					Finance		LCIF
Club Number	Club Name	Charter Date		Current Member Count	YTD Members Added	YTD Members Dropped	YTD Net Growth	YTD Net Growth%	Member Count 12 Months Ago	Avg. length of service for dropped members	Months Since Last MMR ***	Yrs. Since Last Officer Report	President Rotation	Vice President Reported ****	Months Since Last Activity Report ***	Account Balance	Donations for current Fiscal Year	
			Number of times on status quo within last two years	If below 15 members appears				If net loss is greater than 20% appears			If no report in 3 months appears in	When more than one year appears in	Number of repeat terms	Notes the officers that do not have an active	If no report at 12 months appears in red			
97629	DHAKA DIGNITY	08/16/2006	Active(2)	6	0	0	0	0.00%	6		0		4	M,VP,SC	24+			
153575	Dhaka Divine	03/24/2023	Status Quo(1)	24	0	0	0	0.00%	24		18	1	None	P,S,T,M,VP SC	N/R	90+ Days		
146448	Dhaka Doctor Professionals	06/16/2021	Active	25	0	0	0	0.00%	25		8		2	S,T,M,VP,SC	N/A			
126347	DHAKA DREAMY GREEN	12/11/2015	Active(1)	7	0	0	0	0.00%	7		8	2	None	P,S,T,M,VP SC	24+			
142256	Dhaka Dynamic Kings	07/17/2020	Active	17	1	0	1	6.25%	27		0			N T,VP,SC	19		\$999.95	
153063	Dhaka Emperors	01/23/2023	Status Quo(2)	7	0	0	0	0.00%	7		14	1	None	P,S,T,M,VP SC	24+	90+ Days		
149084	Dhaka Enthusiasm	11/26/2021	Active(1)	3	2	24	-22	-88.00%	25	4	0		3	S,T,VP,SC	8			
125644	Dhaka Freedom	08/20/2015	Active(2)	16	2	0	2	14.29%	23		3			VP	20			
122060	Dhaka Frontier	05/07/2014	Active(1)	13	0	0	0	0.00%	14		1			IP SC	24+			
152935	Dhaka Glorious	10/28/2022	Active	26	0	0	0	0.00%	26		0			N S,M,SC	19			
134140	Dhaka Glowing Rose	03/27/2018	Status Quo(1)	0	204	229	-25	-100.00%	25	8	1		None	N P,S,T,M,VP SC	24+	90+ Days		
152569	Dhaka Golden Generation	03/24/2023	Status Quo(1)	24	0	0	0	0.00%	24		26	1	None	P,S,T,M,VP SC	N/A	90+ Days		
56064	DHAKA GRAND	08/29/1994	Active(1)	6	0	8	-8	-57.14%	14	5	6			M,VP,SC	24+			
58183	DHAKA GRAND CAPITAL	04/22/1996	Active	16	3	3	0	0.00%	17	13	0			VP,SC	7			
55614	DHAKA GREATER TOWN	04/28/1994	Active	16	7	7	0	0.00%	16	16	0		2	S,T,M,VP,SC	24+			
129218	Dhaka Greater Valley	10/19/2016	Active(1)	35	0	0	0	0.00%	35		3		None	P,S,T,M,VP SC	24+			
134169	Dhaka Green Elegance	03/29/2018	Active	25	0	0	0	0.00%	25		2		None	P,S,T,M,VP SC	24+			
143230	Dhaka Green Family	10/21/2020	Active(1)	15	3	1	2	15.38%	13	10	5			R M	24+	90+ Days		
63566	DHAKA GREEN RAJDHANI	09/15/2000	Active	35	0	0	0	0.00%	40		0			VP	24+			
143463	Dhaka Green Vision	11/02/2020	Status Quo(2)	27	1	0	1	3.85%	26		8			N M	24+	90+ Days		
147479	Dhaka Help Excel	08/31/2021	Active(2)	28	0	0	0	0.00%	28		0			R	24+			
149590	DHAKA HERITAGE	01/27/2022	Active	16	0	0	0	0.00%	16		0			N T,M,VP,SC	N/A			
Exc Award (06/30/2023)																		
150056	DHAKA HUMANITY STAR	04/12/2022	Active(1)	23	8	0	8	53.33%	15		1		2	R	1		\$100.00	
126072	Dhaka Ideal	11/11/2015	Active	26	0	1	-1	-3.70%	29	0	1			N M,SC	2		\$1,012.30	



# Club Health Assessment for District 315A1 through May 2025

			Status	Membership							Reports					Finance	LCIF
Club Number	Club Name	Charter Date		Current Member Count	YTD Members Added	YTD Members Dropped	YTD Net Growth	YTD Net Growth%	Member Count 12 Months Ago	Avg. length of service for dropped members	Months Since Last MMR ***	Yrs. Since Last Officer Report	President Rotation	Vice President Reported ****	Months Since Last Activity Report ***	Account Balance	Donations for current Fiscal Year
			Number of times on status quo within last two years	If below 15 members appears				If net loss is greater than 20% appears			If no report in 3 months appears in	When more than one year appears in	Number of repeat terms	Notes the officers that do not have appears in an active	If no report at 12 months red		
124921	Dhaka Independent	05/20/2015	Active(1)	11	0	14	-14	-56.00%	14	1	2		3	M,VP,SC	16		
138278	Dhaka Infinity	06/20/2019	Active	16	1	3	-2	-11.11%	17	3	0			N	SC	16	
109214	DHAKA KAWRAN BAZAR PREMIER	09/10/2010	Active	12	1	1	0	0.00%	15	0	7				M,VP,SC	24+	
47821	DHAKA KAWRANBAZAR	10/26/1987	Status Quo(3)	14	0	0	0	0.00%	14		13	1	None	P,S,T,M,VP SC	24+	90+ Days	
121073	Dhaka Khamarbari	01/07/2014	Active	16	0	0	0	0.00%	31		5		None	P,S,T,M,VP SC	13		
147477	Dhaka Khamarbari Plus	09/16/2021	Active	15	0	0	0	0.00%	9		11	1	None	P,S,T,M,VP SC	24+		
128298	Dhaka Kings	08/05/2016	Active	27	0	0	0	0.00%	36		1			N	VP,SC	5	
Exc Award (06/30/2023)																	
147480	Dhaka Laxmipur	09/16/2021	Active(1)	16	1	14	-13	-44.83%	28	3	3			N		0	
Exc Award (06/30/2023)																	
78658	DHAKA MARQUE	04/12/2004	Active	16	2	14	-12	-42.86%	28	4	0				T,M,VP	24+	
60581	DHAKA MEGA CITY	03/31/1998	Status Quo(1)	18	0	0	0	0.00%	18		10		12	N	M,SC	24+	90+ Days
119020	DHAKA MEGA CITY GOLD	03/28/2013	Active(1)	15	0	0	0	0.00%	15		9	1	None	P,S,T,M,VP SC	24+		
144605	Dhaka Mega Old Town	01/06/2021	Status Quo(2)	17	0	0	0	0.00%	17		18		5		M,VP,SC	24+	90+ Days
143260	Dhaka Mirpur Green	11/02/2020	Active(1)	16	0	0	0	0.00%	25		10			R	M,VP,SC	24+	
134170	Dhaka Mirpur Ideal	03/27/2018	Active	35	0	0	0	0.00%	35		11		2		T,M,VP,SC	24+	
149672	Dhaka Mitford	04/12/2022	Status Quo(1)	17	0	0	0	0.00%	27		5				VP,SC	24+	90+ Days
77486	DHAKA NEW	08/28/2003	Active	18	0	0	0	0.00%	18		14		5		T,M,VP,SC	24+	
60582	DHAKA NEW DIAMOND	03/31/1998	Active	27	12	8	4	17.39%	23	4	0			R	T,SC	7	
153250	Dhaka Nexus	12/12/2022	Active	17	0	0	0	0.00%	17		1			N	S,T,M,VP	N/A	\$999.95
153249	Dhaka North	03/28/2023	Active	17	0	0	0	0.00%	17		1			N	T,VP,SC	19	\$1,000.40
137401	Dhaka One Engineers	04/11/2019	Active	30	2	1	1	3.45%	13	2	6		2		S,T,M,VP,SC	16	
142637	Dhaka Opportunity	09/23/2020	Active	9	0	0	0	0.00%	9		13	1	None	P,S,T,M,VP SC	24+		
52076	DHAKA ORIENTAL	10/08/1991	Active(1)	12	1	0	1	9.09%	11		7				P,M,VP,SC	24+	
55615	DHAKA PALLABI	04/28/1994	Active	21	8	6	2	10.53%	19	5	0			N	T,SC	0	



# Club Health Assessment for District 315A1 through May 2025

Club Number	Club Name	Charter Date	Status	Membership							Reports					Finance	LCIF
				Current Member Count	YTD Members Added	YTD Members Dropped	YTD Net Growth	YTD Net Growth%	Member Count 12 Months Ago	Avg. length of service for dropped members	Months Since Last MMR ***	Yrs. Since Last Officer Report	President Rotation	Vice President Reported ****	Months Since Last Activity Report ***	Account Balance	Donations for current Fiscal Year
			Number of times on status quo within last two years	If below 15 members appears				If net loss is greater than 20% appears			If no report in 3 months appears in	When more than one year appears in	Number of repeat terms	Notes the officers that do not have an active	If no report at 12 months red		
126945	Dhaka Pallabi Central	03/11/2016	Active	27	2	1	1	3.85%	26	0	8			N	T,VP,SC	24+	
153521	Dhaka Paragon Plus	03/24/2023	Status Quo(1)	24	0	0	0	0.00%	24		26	1	None		P,S,T,M,VP SC	N/A	90+ Days
139755	Dhaka Platinum	09/30/2019	Active(1)	6	0	1	-1	-14.29%	7	5	3				T,M,VP,SC	24+	
142387	Dhaka Potential Ashulia	09/11/2020	Active(2)	17	0	0	0	0.00%	17		12	1	None		P,S,T,M,VP SC	24+	
134171	Dhaka Progressive Green	03/29/2018	Status Quo(1)	35	0	0	0	0.00%	35		14		None		P,S,T,M,VP SC	24+	90+ Days
143702	Dhaka Radiance Shine	12/29/2020	Active	30	6	2	4	15.38%	26	9	0		4		T,M,VP,SC	24+	
56762	DHAKA RAJANIGANDHA RAJDHANI	04/04/1995	Active(1)	16	0	0	0	0.00%	17		7		5	R	T	7	
45208	DHAKA RAJDHANI	06/30/1985	Active(1)	10	0	0	0	0.00%	10		18				S,T,M,VP,SC	24+	
126946	DHAKA RISING ROSE	03/08/2016	Cancelled(8*)	0	79	135	-56	-100.00%	56	8	0		None		P,S,T,M,VP SC	24+	90+ Days
56836	DHAKA ROSE	04/03/1995	Active	38	15	3	12	46.15%	29	1	0			N	T,VP	7	
151766	Dhaka Royal Green	07/27/2022	Active(1)	17	2	1	1	6.25%	16	3	0			R	M	0	
153522	Dhaka Royal Rangers	03/24/2023	Status Quo(1)	23	0	0	0	0.00%	23		26	1	None		P,S,T,M,VP SC	N/R	90+ Days
152474	Dhaka Sandhani	12/26/2022	Cancelled(8*)	0	0	35	-35	-100.00%	24	2	5		None		P,S,T,M,VP SC	N/R	90+ Days
47183	DHAKA SAVAR	04/07/1987	Active	57	1	0	1	1.79%	142		6			N	T,M	7	
152454	Dhaka Savar Ashulia	09/30/2022	Cancelled(8*)	0	0	24	-24	-100.00%	24	2	5	1	None		P,S,T,M,VP SC	24+	90+ Days
134172	Dhaka Second Capital	03/29/2018	Active(1)	56	1	0	1	1.82%	55		0		2		M,VP,SC	24+	
153291	Dhaka Smart Youth	03/24/2023	Status Quo(1)	24	0	0	0	0.00%	24		24	1	None		P,S,T,M,VP SC	N/R	90+ Days
109076	DHAKA SPRING ASHULIA	08/17/2010	Active(1)	26	0	0	0	0.00%	35		2				S,T,M,VP	16	
53746	DHAKA SUGANDHA	10/16/1992	Active	31	0	1	-1	-3.13%	17	15	0		3	N	VP,SC	18	\$2,996.91
146449	Dhaka Sunbeam	06/15/2021	Active	26	0	0	0	0.00%	26		16		2	N	T,M,SC	N/A	
47769	DHAKA TOWN	10/07/1987	Active(2)	17	4	3	1	6.25%	16	2	6				M,VP,SC	24+	
121766	Dhaka Tropical	04/14/2014	Active(1)	20	5	0	5	33.33%	15		5			R	T,VP,SC	4	
128263	Dhaka Unique Green	10/10/2016	Active(2)	19	5	19	-14	-42.42%	43	2	0		None		P,VP	6	90+ Days
	Exc Award (06/30/2022)																
115922	DHAKA UTOPIA	01/25/2012	Active	23	3	2	1	4.55%	30	7	9			R	M,VP,SC	7	





# Club Health Assessment for District 315A1 through May 2025

			Status	Membership							Reports					Finance		LCIF
Club Number	Club Name	Charter Date		Current Member Count	YTD Members Added	YTD Members Dropped	YTD Net Growth	YTD Net Growth%	Member Count 12 Months Ago	Avg. length of service for dropped members	Months Since Last MMR ***	Yrs. Since Last Officer Report	President Rotation	Vice President Reported ****	Months Since Last Activity Report ***	Account Balance	Donations for current Fiscal Year	
			Number of times on status quo within last two years	If below 15 members appears					If net loss is greater than 20% appears			If no report in 3 months appears in	When more than one year appears in	Number of repeat terms	Notes the officers that do not have an active	If no report at 12 months appears in red		
105955	DHAKA VICTORY	06/23/2009	Active	14	2	2	0	0.00%	16	17	1		None	P,VP	7	90+ Days		
Exc Award (06/30/2021)																		
143349	Dhaka Young	10/28/2020	Active	16	0	0	0	0.00%	25		0		2	N	P,S,T,VP,SC		N/A	
Exc Award (06/30/2023)																		
149466	DHAKA YOUTH CHAMBER	12/31/2021	Active	16	0	0	0	0.00%	16		1			N	T,M,SC		19	
Exc Award (06/30/2023)																		
32271	FARIDPUR	05/18/1976	Active(1)	31	0	1	-1	-3.13%	32	2	0			N	M		0	
144356	Faridpur City	12/29/2020	Active(1)	32	0	0	0	0.00%	36		11			N	P,SC		10	
101525	GAZIPUR IDEAL	03/10/2008	Active	35	0	0	0	0.00%	35		11				M,VP,SC		24+	
134174	Gazipur Mega Plus	03/27/2018	Active	35	0	0	0	0.00%	35		0				M,VP,SC		24+	
46441	JESSORE KAPOTAKKHO	06/30/1986	Active	40	0	1	-1	-2.44%	41	13	1			N	T,SC		4	
144348	Jhalokati	12/29/2020	Active	25	0	0	0	0.00%	25		0		3		S,T,M,VP,SC		N/A	
105956	KALKINI RAMJANPUR	06/23/2009	Active(1)	11	0	0	0	0.00%	11		18		3		T,M,VP,SC		24+	
25911	KHULNA	11/29/1973	Active(1)	27	0	2	-2	-6.90%	29	4	0			N	P,T,M,VP,SC		7	
148229	Khulna Metropolitan	09/23/2021	Active	19	7	2	5	35.71%	20	3	4				S,VP,SC		9	
139237	Khulna Paigram Kasba	07/12/2019	Active	24	5	2	3	14.29%	21	2	0		4		M,VP,SC		1	
152162	Khulna Shinning Star	08/12/2022	Active	10	0	0	0	0.00%	12		8				S,M,VP,SC		18	
137540	Khulna Sundarban	03/25/2019	Active(1)	8	0	0	0	0.00%	8		7		2		T,M,VP,SC		19	
146450	Kuakata	06/16/2021	Active	25	0	0	0	0.00%	25		12				M,VP,SC		24+	
131831	Kumarkhali Kushtia Centennial	08/18/2017	Status Quo(1)	35	0	0	0	0.00%	35		26	1	None		P,S,T,M,VP SC	24+		
144358	Madaripur	12/23/2020	Active	25	0	0	0	0.00%	25		0				M,VP,SC	24+		
146445	Meherpur	06/15/2021	Status Quo(1)	25	0	0	0	0.00%	25		9		None		P,S,T,M,VP SC	24+		
146452	Munshiganj	06/15/2021	Active	27	0	0	0	0.00%	27		13		4		S,T,M,VP,SC	24+		
146447	Narail	06/16/2021	Active(1)	25	0	0	0	0.00%	25		0				M,VP,SC	24+		
128299	Narsingdi	08/19/2016	Status Quo(3)	12	0	0	0	0.00%	16		11				S,T,M,VP,SC	24+		
130299	Narsingdi Centennial	03/06/2017	Active(1)	16	0	0	0	0.00%	15		1			R	M,VP,SC	24+		





# Club Health Assessment for District 315A1 through May 2025

			Status	Membership						Reports					Finance	LCIF	
Club Number	Club Name	Charter Date		Current Member Count	YTD Members Added	YTD Members Dropped	YTD Net Growth	YTD Net Growth%	Member Count 12 Months Ago	Avg. length of service for dropped members	Months Since Last MMR ***	Yrs. Since Last Officer Report	President Rotation	Vice President Reported ****	Months Since Last Activity Report ***	Account Balance	Donations for current Fiscal Year
			Number of times on status quo within last two years	If below 15 members appears				If net loss is greater than 20% appears			If no report in 3 months appears in	When more than one year appears in	Number of repeat terms	Notes the officers that do not have an active	If no report at 12 months appears in red		
146446	Narsingdi Greater	06/16/2021	Active	25	0	0	0	0.00%	25		14		2	N	T,M,SC	24+	90+ Days
134200	Patuakhali	04/23/2018	Active	35	0	0	0	0.00%	35		8		3		M,VP,SC	24+	
144359	Pirojpur	12/29/2020	Active	25	0	0	0	0.00%	25		11				M,VP,SC	24+	
128300	Raipura	08/17/2016	Status Quo(1)	22	0	0	0	0.00%	22		30				S,T,M,VP,SC	24+	
146444	Rajbari	06/15/2021	Active	35	0	0	0	0.00%	35		9	1	None		P,S,T,M,VP SC	24+	90+ Days
137539	Satkira Central	04/08/2019	Cancelled(8*)	0	0	8	-8	-100.00%	8	6	5	1	None		P,S,T,M,VP SC	24+	
67235	SAVAR PIONEER	02/10/2003	Active	58	2	0	2	3.57%	56		1			N	T	24+	
150273	Savar Red Rose	06/23/2022	Status Quo(3)	20	1	1	0	0.00%	20	2	6			R	P,T,M,VP,SC	7	
127319	Savar Sakura	05/27/2016	Active	6	1	0	1	20.00%	5		1		2	N	T,M,SC	24+	90+ Days
139698	Savar Zugi Zangal	09/30/2019	Cancelled(8*)	0	0	17	-17	-100.00%	17	5	1	1	None		P,S,T,M,VP SC	18	
146443	Shariatpur	06/15/2021	Active(1)	25	0	0	0	0.00%	25		9				T,M,VP,SC	24+	
64763	SINGAIR SAKURA	11/02/2001	Active	18	2	0	2	12.50%	28		1		2		S,T,M,VP,SC	16	

Clubs Cancelled Previous Fiscal Year – Clubs Cancelled within last 12 months may be reinstated

Club Number	Club Name	Charter Date	Current Status*	Cancellation Date
155956	Coxs Bazar City	11/16/2023	Cancelled(8*)	06/29/2024
142027	Dhaka Advanced Professionals	07/17/2020	Cancelled(8*)	12/29/2023
131714	Dhaka Centennial Green Plus	08/13/2017	Cancelled(8*)	06/29/2024
147476	Dhaka Diamond Youth	09/29/2021	Cancelled(8*)	05/29/2024
134168	Dhaka Grand City	03/29/2018	Cancelled(8*)	06/29/2024
143180	Dhaka Green Capital	10/21/2020	Cancelled(8*)	06/29/2024
153520	Dhaka Marvellous Star	03/24/2023	Cancelled(8*)	01/29/2024
140101	Dhaka One Plus	10/29/2019	Cancelled(8*)	06/29/2024
118081	DHAKA PALASH BARI	10/22/2012	Cancelled(8*)	06/29/2024
153356	Dhaka Progressive Youth	03/24/2023	Cancelled(8*)	06/29/2024
153276	Dhaka Tajqira	12/23/2022	Cancelled(8*)	05/29/2024



## Club Health Assessment for District 315A1 through May 2025

INTERNATIONAL

			Status		Membership								Reports					Finance		LCIF
Club Number	Club Name	Charter Date			Current Member Count	YTD Members Added	YTD Members Dropped	YTD Net Growth	YTD Net Growth%	Member Count 12 Months Ago	Avg. length of service for dropped members	Months Since Last MMR ***	Yrs. Since Last Officer Report	President Rotation	Vice President Reported ****	Months Since Last Activity Report ***	Account Balance	Donations for current Fiscal Year		
			Number of times on status quo within last two years		If below 15 members appears				If net loss is greater than 20% appears			If no report in 3 months appears in	When more than one year appears in	Number of repeat terms		Notes the officers that do not have an active	If no report at 12 months appears in red			
142028	Dhaka Vadail Green	07/10/2020	Cancelled(8*)		12/29/2023															
146451	Magura	06/16/2021	Cancelled(8*)		06/29/2024															
Current Total Clubs Count	YTD New Clubs Count	YTD Cancelled Clubs Count	YTD Net Club Gain	Current Total Members Count	YTD Add	YTD Drop	YTD Net Growth	YTD Net Growth %	Member Count 12 Months Ago	Average Member Count Per Club	% of Clubs with less than 20 members	% No MMR in 3 Months	% No Officer Report in 12 Months	% of Clubs with balance 90+ days	Number of Clubs in Status Quo	% Status Quo Clubs in Financial Suspension	Number of Cancelled Clubs	Average Cancelled Club Age	Members Lost Due to Cancellation	% of Clubs Cancelled for Non-Financial Reasons
157	12	18	-6	3,247	1,115	1,756	-641	-16.49%	3,844	21	49%	59%	17%	21%	29	100%	18	9	1,212	-72%

\* - P - Priority Club. Cancellation Reasons: 1-Objectives/conduct, 2-Non-active club, 5-Non-existing club, 6-Disbanding, 7-Merger, 8-Financial Suspension, 9-District/Multiple District Dues.

\*\* - Abbreviation: P-President, S-Secretary, T-Treasurer, M-Member Chairperson, VP-First Vice President, MC-Communications Chairperson, SC-Service Chairperson

\*\*\* - Abbreviation: N/R - Never reported using the Lions Clubs website, N/A - Not applicable, No password registered for the Lions Clubs website.

\*\*\*\* - Abbreviation: N - New, IP - Immediate Past, R - Repeat.



# Club Health Assessment for District 315A2 through May 2025

			Status	Membership							Reports					Finance	LCIF	
Club Number	Club Name	Charter Date		Current Member Count	YTD Members Added	YTD Members Dropped	YTD Net Growth	YTD Net Growth%	Member Count 12 Months Ago	Avg. length of service for dropped members	Months Since Last MMR ***	Yrs. Since Last Officer Report	President Rotation	Vice President Reported ****	Months Since Last Activity Report ***	Account Balance	Donations for current Fiscal Year	
			Number of times on status quo within last two years	If below 15 members appears					If net loss is greater than 20% appears		If no report in 3 months appears in	When more than one year appears in	Number of repeat terms		Notes the officers that do not have an active	If no report at 12 months red		
Clubs less than two years old																		
179613	Dhaka Arshinagar	01/31/2025	Active	20	20	0	20	100.00%	0		3				T,M,VP,SC	2		\$1,001.53
176903	Dhaka Backyard	09/05/2024	Active	14	22	8	14	100.00%	0	5	2				M,VP,SC	1		
173566	Dhaka Brahmanbaria	07/16/2024	Active(1)	17	21	4	17	100.00%	0	0	1				P,M,VP,SC	8		
179618	Dhaka Diamond	01/31/2025	Active	20	20	0	20	100.00%	0		4			N	M,SC	N/R		
179622	Dhaka Dreamers	01/31/2025	Active	20	20	0	20	100.00%	0		3				T,M,VP,SC	2		
179578	Dhaka Dynamic	01/31/2025	Active	25	25	0	25	100.00%	0		3				M,VP,SC	N/R		
179228	Dhaka Flower Garden	01/31/2025	Active	20	20	0	20	100.00%	0		0			N	M	N/A		
179623	Dhaka Fortune	01/31/2025	Active	20	20	0	20	100.00%	0		1				T,M,VP,SC	2		
156265	Dhaka Golden Galaxy	09/28/2023	Active(2)	45	0	0	0	0.00%	45		0		2		M,VP,SC	N/R		
157803	Dhaka Gulshan Lotus	05/27/2024	Active	26	6	0	6	30.00%	20		2		2	N	M,SC	6		
175606	Dhaka Gulshan Orchid	07/29/2024	Active	26	26	0	26	100.00%	0		0				M,VP,SC	N/A		
157805	Dhaka Hydrangea	05/27/2024	Active	26	6	0	6	30.00%	20		2		2	N	M,SC	6		
157806	Dhaka Lavender	05/27/2024	Active	26	6	0	6	30.00%	20		0		2		M,VP,SC	6		
157808	Dhaka Mapleleaf	05/27/2024	Active	26	6	0	6	30.00%	20		2		2		M,VP,SC	N/R		
157807	Dhaka Marigold	05/27/2024	Active	26	7	1	6	30.00%	20	1	1		2		S,M,VP,SC	N/R		
179286	Dhaka Metro	01/31/2025	Active	21	21	0	21	100.00%	0		0				T,M,VP,SC	2		
179277	Dhaka Pathorghata	01/31/2025	Active	20	20	0	20	100.00%	0		3				T,M,VP,SC	3		
173582	Dhaka Rainbow	07/16/2024	Active	20	20	0	20	100.00%	0		7				M,VP,SC	7		
155431	Dhaka Rayans	08/08/2023	Active	65	0	1	-1	-1.52%	66	7	1		2	N	M	17		
157809	Dhaka Tulip	05/27/2024	Active	26	10	4	6	30.00%	20	1	1		2		M,VP,SC	N/A		
179319	Dhaka Youth	01/31/2025	Active	20	20	0	20	100.00%	0		1				M,VP,SC	N/R		
174690	Jaldhaka	07/29/2024	Active	20	20	0	20	100.00%	0		10				S,M,VP,SC	N/R		
176575	Kurigram	08/02/2024	Active	20	20	0	20	100.00%	0		1				M,VP,SC	N/R		
179282	Naogaon Atrai	01/31/2025	Active	20	20	0	20	100.00%	0		3				T,M,VP,SC	2		



# Club Health Assessment for District 315A2 through May 2025

			Status	Membership							Reports					Finance		LCIF
Club Number	Club Name	Charter Date		Current Member Count	YTD Members Added	YTD Members Dropped	YTD Net Growth	YTD Net Growth%	Member Count 12 Months Ago	Avg. length of service for dropped members	Months Since Last MMR ***	Yrs. Since Last Officer Report	President Rotation	Vice President Reported ****	Months Since Last Activity Report ***	Account Balance	Donations for current Fiscal Year	
			Number of times on status quo within last two years	If below 15 members appears				If net loss is greater than 20% appears			If no report in 3 months appears in	When more than one year appears in	Number of repeat terms	Notes the officers that do not have an active	If no report at 12 months appears in red			
179280	Naogaon Pioneer	01/31/2025	Active	20	21	1	20	100.00%	0	0	0			T,M,VP,SC	2			
179619	Narayanganj Bandar	01/31/2025	Active	20	20	0	20	100.00%	0		3			M,VP,SC	2			
174487	Nilphamari	07/29/2024	Active	20	20	0	20	100.00%	0		1		N	VP,SC	7			
174762	Panchagarh	08/02/2024	Active	20	20	0	20	100.00%	0		8			T,M,VP,SC	7			
174718	Rangpur Ghaghot	08/02/2024	Active	17	26	9	17	100.00%	0	13	0		N	S,T,M,SC	7			
179268	Rangpur Pairaband	01/31/2025	Active	21	21	0	21	100.00%	0		0			M,VP,SC	3			
179519	Rangpur Pioneer	01/31/2025	Active	20	20	0	20	100.00%	0		3			T,M,VP,SC	2			
179233	Rangpur Tista	01/31/2025	Active	21	21	0	21	100.00%	0		0			T,M,VP,SC	3			
174477	Saidpur Aristocrats	07/29/2024	Active	20	20	0	20	100.00%	0		1		N	M,SC	7			
Clubs more than two years old																		
29667	BOGRA	07/15/1974	Active(1)	12	0	0	0	0.00%	12		1		N	S,VP,SC	19			
128911	Bogra City	12/29/2016	Active	5	0	0	0	0.00%	5		1		8	M,VP,SC	24+		\$1,013.29	
120278	Bogra Ideal	09/10/2013	Active(1)	12	4	1	3	33.33%	9	4	5			M,VP,SC	5			
101387	BOGRA KARATOA	03/28/2008	Active(1)	15	0	0	0	0.00%	15		3		2	T,M,VP,SC	21			
132471	Bogra SAFA	09/05/2017	Active	15	0	0	0	0.00%	15		11			P,VP,SC	19			
145839	Bogura Sangshaptak	04/19/2021	Active	65	0	0	0	0.00%	65		1		N	M,SC	2			
Exc Award (06/30/2022)																		
138483	Bogura Tonmoy	06/27/2019	Active(1)	10	1	0	1	11.11%	9		1		7	N	S,SC	18		
111651	DHAKA ANANTA	07/13/2011	Active	96	13	2	11	12.94%	85	4	0			M,VP,SC	4			
Exc Award (06/30/2024)																		
58484	DHAKA ANNESHA	06/20/1996	Active	27	18	3	15	125.00%	12	7	3			M,VP,SC	24+			
63645	DHAKA ARANNAK	10/23/2000	Active	5	0	0	0	0.00%	5		21	1	None	P,S,T,M,VP SC	23			
115475	DHAKA ARCHADIA	11/03/2011	Active(1)	11	5	4	1	10.00%	10	0	0		R	S,M	2			
Exc Award (06/30/2022, 06/30/2023)																		
151731	Dhaka Aristocrats	07/11/2022	Active(1)	45	4	4	0	0.00%	45	15	1		N		4			
145809	Dhaka Banasree Elite	03/31/2021	Status Quo(1)	80	208	193	15	23.08%	65	4	2			P,M,VP,SC	24+	90+ Days		



# Club Health Assessment for District 315A2 through May 2025

			Status	Membership							Reports					Finance		LCIF
Club Number	Club Name	Charter Date		Current Member Count	YTD Members Added	YTD Members Dropped	YTD Net Growth	YTD Net Growth%	Member Count 12 Months Ago	Avg. length of service for dropped members	Months Since Last MMR ***	Yrs. Since Last Officer Report	President Rotation	Vice President Reported ****	Months Since Last Activity Report ***	Account Balance	Donations for current Fiscal Year	
			Number of times on status quo within last two years	If below 15 members appears					If net loss is greater than 20% appears		If no report in 3 months appears in	When more than one year appears in	Number of repeat terms	Notes the officers that do not have an active	If no report at 12 months appears in red			
146936	Dhaka Bangla Bazar	07/12/2021	Active	65	0	0	0	0.00%	65		0		4	T,M,VP,SC	N/A			
146937	Dhaka Brotherhood	07/12/2021	Active	65	0	0	0	0.00%	65		0		4	R T,SC	3			
136253	Dhaka Buriganga River	10/22/2018	Active(2)	10	0	15	-15	-60.00%	25	2	0		None	P,S,T,M,VP SC	19			
147147	Dhaka Canvass	07/21/2021	Active	65	0	0	0	0.00%	65		1			T,M,VP,SC	9			
152494	Dhaka Dhaleshwary	09/13/2022	Active(1)	24	9	0	9	60.00%	15		1			S,T,M,VP,SC	24			
133706	Dhaka Diligent	02/27/2018	Active(1)	46	0	0	0	0.00%	46		4			M,VP,SC	8			
Exc Award (06/30/2023, 06/30/2024)																		
64396	DHAKA DIPIKA	06/04/2001	Active(1)	27	2	1	1	3.85%	26	9	1			VP	6			
Exc Award (06/30/2018)																		
104321	DHAKA DREAM CITY	01/12/2009	Active	20	3	29	-26	-56.52%	46	4	0		None	P,M,VP,SC	18			
147145	Dhaka Ecstasy	07/21/2021	Active	65	0	0	0	0.00%	65		1		None	N P,S,M	8			
64665	DHAKA EKUSHEY	08/20/2001	Active	29	1	8	-7	-19.44%	36	7	0			T,M,VP,SC	20		\$212.97	
Exc Award (06/30/2023, 06/30/2024)																		
132472	Dhaka Friends	08/30/2017	Active(1)	5	0	2	-2	-28.57%	7	5	3			S,T,M,VP,SC	21			
101388	DHAKA GLORY	02/19/2008	Active	10	0	0	0	0.00%	10		13	1	None	P,S,T,M,VP SC	24+			
136929	Dhaka Golden Blue Bird	01/21/2019	Active(1)	65	0	0	0	0.00%	65		1		3	T,M,VP,SC	24+			
60434	DHAKA GOLDEN DALE	03/02/1998	Active(1)	25	0	0	0	0.00%	34		1			P,S,T,M,VP SC	24+			
136957	Dhaka Golden Friendship	01/21/2019	Cancelled(8*)	0	71	136	-65	-100.00%	65	3	0		None	P,S,T,M,VP SC	24+			
136931	Dhaka Golden Harmony	02/04/2019	Cancelled(8*)	0	72	137	-65	-100.00%	65	3	0		None	P,S,T,M,VP SC	24+			
140693	Dhaka Golden Line	01/20/2020	Active	45	0	0	0	0.00%	45		1			S,T,M,VP,SC	7			
136743	Dhaka Golden River	12/07/2018	Active(1)	61	119	123	-4	-6.15%	65	3	2		None	N P,T,M,VP	24+			
136774	Dhaka Golden Rock	12/07/2018	Active	45	0	0	0	0.00%	45		0		3	T,VP,SC	24+			
68497	DHAKA IMPERIAL	04/14/2003	Active	52	6	1	5	10.64%	44	7	0			N SC	3		\$2,019.10	
Exc Award (06/30/2018)																		
118954	DHAKA JUPITER	03/18/2013	Active(2)	8	0	17	-17	-68.00%	25	2	0			IP S,SC	8			
140367	Dhaka Kingfisher	12/16/2019	Active(1)	15	2	0	2	15.38%	12		4			M,VP,SC	2			



# Club Health Assessment for District 315A2 through May 2025

			Status	Membership						Reports					Finance		LCIF				
Club Number	Club Name	Charter Date		Current Member Count	YTD Members Added	YTD Members Dropped	YTD Net Growth	YTD Net Growth%	Member Count 12 Months Ago	Avg. length of service for dropped members	Months Since Last MMR ***	Yrs. Since Last Officer Report	President Rotation	Vice President Reported ****	Months Since Last Activity Report ***	Account Balance	Donations for current Fiscal Year				
			Number of times on status quo within last two years	If below 15 members appears					If net loss is greater than 20% appears						If no report appears in 3 months	When more than one year appears in	Number of repeat terms	Notes the officers that do not have an active	If no report appears in 12 months red		
Exc Award (06/30/2022)																					
134710	Dhaka Knit Concern	06/20/2018	Active	66	0	0	0	0.00%	66		8			N	VP	7					
Exc Award (06/30/2022, 06/30/2023)																					
154110	Dhaka Knit Concern Merchandisers	03/31/2023	Active(1)	27	27	27	0	0.00%	27	2	0		4		T,M,VP	10					
40452	DHAKA LALBAGH	10/13/1981	Active	22	1	14	-13	-37.14%	35	3	0			N	M,SC	3					
123097	Dhaka Lawyers	09/09/2014	Active	24	1	5	-4	-14.29%	28	5	0				T,M,VP,SC	2					
63650	DHAKA MEGA CITY	10/23/2000	Active(1)	4	0	21	-21	-84.00%	25	3	0				S,M,VP,SC	24+					
128855	Dhaka Mohakhali Friends	09/30/2016	Active	34	4	1	3	9.68%	38	4	0			N	M,VP,SC	19					
Exc Award (06/30/2023)																					
153252	Dhaka Mohakhali Model	12/28/2022	Active	20	1	26	-25	-55.56%	45	1	0				M,VP,SC	7					
116207	DHAKA MUNSHIGONJ	04/26/2012	Active	13	2	0	2	18.18%	11		10		4		S,M,VP,SC	0					
143350	Dhaka Mymensingh Heritage	11/02/2020	Active	40	4	0	4	11.11%	33		1			N		0					
Exc Award (06/30/2022)																					
37992	DHAKA NARAYANGANJ CITY	01/25/1980	Active	40	3	2	1	2.56%	39	25	1			N	M,SC	1					
Exc Award (06/30/2023)																					
142047	Dhaka Narayanganj Warriors	07/07/2020	Active	26	1	0	1	4.00%	21		10		3		M,VP,SC	6					
147579	Dhaka Nayapaltan	07/21/2021	Active(1)	36	0	0	0	0.00%	36		0				P,M,VP,SC	24+					
133088	Dhaka Neptune	12/20/2017	Active	21	4	1	3	16.67%	18	7	0				S,T,M,VP,SC	6					
59423	DHAKA NEW CITY	04/24/1997	Active	14	0	7	-7	-33.33%	21	4	0			N	M	24+					
59925	DHAKA OASIS	08/29/1997	Active	32	2	8	-6	-15.79%	38	11	2			N	P,SC	5		\$2,007.68			
Exc Award (06/30/2024)																					
136030	Dhaka Oasis Garden	10/29/2018	Active	46	0	0	0	0.00%	55		1				T,M,VP,SC	8					
151780	Dhaka Padma Unity	07/19/2022	Active	10	0	15	-15	-60.00%	25	1	0				M,VP,SC	0					
135782	Dhaka Pearl	07/17/2018	Active	35	0	0	0	0.00%	35		1			N	T,M,VP	24+					
101397	DHAKA PORIBAGH	03/28/2008	Active	0	11	15	-4	-100.00%	4	9	0		None		P,S,T,M,VP SC	21					
59359	DHAKA PRATITI	04/14/1997	Active	21	1	8	-7	-25.00%	28	10	5		3	N	T,VP,SC	10					



# Club Health Assessment for District 315A2 through May 2025

			Status	Membership							Reports					Finance		LCIF
Club Number	Club Name	Charter Date		Current Member Count	YTD Members Added	YTD Members Dropped	YTD Net Growth	YTD Net Growth%	Member Count 12 Months Ago	Avg. length of service for dropped members	Months Since Last MMR ***	Yrs. Since Last Officer Report	President Rotation	Vice President Reported ****	Months Since Last Activity Report ***	Account Balance	Donations for current Fiscal Year	
			Number of times on status quo within last two years	If below 15 members appears					If net loss is greater than 20% appears		If no report in 3 months appears in	When more than one year appears in	Number of repeat terms	Notes the officers that do not have an active	If no report at 12 months appears in red			
99948	DHAKA ROJONI GHANDHA	07/23/2007	Active	30	6	0	6	25.00%	25		0			N	S,T,SC	1		
Exc Award (06/30/2023)																		
56078	DHAKA ROSE GARDEN	09/12/1994	Active	32	2	3	-1	-3.03%	34	6	2			N	VP	2	\$20,241.65	
Exc Award (06/30/2023, 06/30/2024)																		
59536	DHAKA ROSE VALLEY	05/12/1997	Active	36	0	0	0	0.00%	36		1		None		P,S,T,M,VP SC	17		
101391	DHAKA SEGUNBAGICHA	03/28/2008	Cancelled(6*)	0	0	8	-8	-100.00%	8	7	10		None		P,S,T,M,VP SC	16	90+ Days	
125352	Dhaka Shapla	07/14/2015	Active	45	2	0	2	4.65%	51		2			N	SC	9	\$8,037.55	
Exc Award (06/30/2019, 06/30/2022, 06/30/2023)																		
53696	DHAKA SHUROVEE	09/21/1992	Active	34	1	0	1	3.03%	33		0				S,T,M,VP,SC	3		
147143	Dhaka Smile	07/21/2021	Active(1)	66	0	0	0	0.00%	66		0		2	N	M	0		
77422	DHAKA SUNFLOWER	07/07/2003	Active(1)	18	5	1	4	28.57%	14	6	7				VP	4		
145856	Dhaka Tangail Aristocrat	04/15/2021	Active(1)	36	0	0	0	0.00%	38		0			N	T,M,VP,SC	14		
126035	Dhaka Uttara	10/23/2015	Active(1)	18	0	0	0	0.00%	25		4				VP	9		
Exc Award (06/30/2023)																		
25905	DHAKA WEST	03/31/1968	Active	8	0	0	0	0.00%	8		35		3		M,VP,SC	24+		
147148	Dhaka Women	08/11/2021	Active	65	0	0	0	0.00%	65		1		2		T,M,VP,SC	9		
34241	DINAJPUR	06/20/1977	Active	39	0	0	0	0.00%	39		1				S,T,VP,SC	1		
143607	Lalmonirhat Hatibandha Garder	11/17/2020	Active	65	0	0	0	0.00%	65		1				T,M,VP,SC	2		
25914	NARAYANGANJ	09/27/1973	Active(1)	35	0	21	-21	-37.50%	40	7	0			N	T,M,VP,SC	7		
136639	Narayanganj Friends	11/13/2018	Active	25	0	6	-6	-19.35%	35	2	0			N	S,SC	18		
Exc Award (06/30/2020, 06/30/2021, 06/30/2022)																		
55421	NARAYANGANJ GARDEN	03/11/1994	Active	27	2	2	0	0.00%	27	4	1				P,T,M,VP,SC	7		
Exc Award (06/30/2019, 06/30/2021, 06/30/2022)																		
50864	NARAYANGANJ GREATER	07/05/1990	Active	55	0	0	0	0.00%	55		1			N	T,M,VP	1	\$100.00	
Exc Award (06/30/2021, 06/30/2022, 06/30/2023)																		
151781	Narayanganj Liberty	08/18/2022	Active(1)	37	0	0	0	0.00%	37		0			N		10		
Exc Award (06/30/2023)																		





## Club Health Assessment for District 315A2 through May 2025

Club Number	Club Name	Charter Date	Status	Membership							Reports					Finance	LCIF
				Current Member Count	YTD Members Added	YTD Members Dropped	YTD Net Growth	YTD Net Growth%	Member Count 12 Months Ago	Avg. length of service for dropped members	Months Since Last MMR ***	Yrs. Since Last Officer Report	President Rotation	Vice President Reported ****	Months Since Last Activity Report ***	Account Balance	Donations for current Fiscal Year
			Number of times on status quo within last two years	If below 15 members appears				If net loss is greater than 20% appears			If no report in 3 months appears	When more than one year appears in	Number of repeat terms	Notes the officers that do not have an active	If no report at 12 months appears in red		
136516	Narayanganj Purple	10/25/2018	Active	26	3	2	1	4.00%	25	4	5		2	N	T	0	
55444	NARAYANGANJ SITALAKHYA	03/22/1994	Active	15	0	10	-10	-40.00%	25	2	0				P,M,VP,SC	5	
44581	PABNA PIONEER	01/24/1985	Active	50	2	1	1	2.04%	49	39	2		2		P,M,VP,SC	14	
97503	PARBOTIPUR	07/10/2006	Active(1)	26	0	0	0	0.00%	26		2			N		7	
25915	RAJSHAHI	06/05/1968	Active	50	0	3	-3	-5.66%	53	31	2			N	SC	1	
	Exc Award (06/30/2023)																
31398	RANGPUR	11/13/1975	Active(1)	87	32	37	-5	-5.43%	96	8	1			N	SC	2	
	Exc Award (06/30/2023)																
150376	Rangpur Begum Rokeya	04/25/2022	Active	26	1	0	1	4.00%	30		2		2	R	VP	20	
142802	Rangpur Mahigonj	10/15/2020	Active	65	0	0	0	0.00%	65		1				M,VP,SC	2	
145050	Rangpur Mohanagar	02/10/2021	Active	35	0	0	0	0.00%	35		1				M,VP,SC	2	
139082	Rangpur Vision	09/19/2019	Active	28	0	0	0	0.00%	29		2			R		2	
43262	SAIDPUR	12/27/1983	Active	55	1	3	-2	-3.51%	65	3	3			R	M,SC	3	
98205	SAIDPUR SUNFLOWER	12/27/2006	Active	30	4	6	-2	-6.25%	32	9	2		3	N	M,VP,SC	10	
147578	Sirajgonj Jamuna	07/21/2021	Active(1)	45	0	0	0	0.00%	45		1			N	M,SC	11	

Clubs Cancelled Previous Fiscal Year – Clubs Cancelled within last 12 months may be reinstated

Club Number	Club Name	Charter Date	Current Status*	Cancellation Date
142728	Bogura Mohasthan	10/15/2020	Cancelled(8*)	12/29/2023
152844	Dhaka MBSTU	10/21/2022	Cancelled(8*)	12/29/2023
153251	Dhaka Really Simple Salutation	03/29/2023	Cancelled(8*)	12/29/2023
156274	Nilphamari Elites	09/29/2023	Cancelled(8*)	06/29/2024



# Club Health Assessment for District 315A2 through May 2025

				Status		Membership							Reports					Finance		LCIF
Club Number	Club Name	Charter Date																		

\* - P - Priority Club. Cancellation Reasons: 1-Objectives/conduct, 2-Non-active club, 5-Non-existing club, 6-Disbanding, 7-Merger, 8-Financial Suspension, 9-District/Multiple District Dues.

\*\* - Abbreviation: P-President, S-Secretary, T-Treasurer, M-Member Chairperson, VP-First Vice President, MC-Communications Chairperson, SC-Service Chairperson

\*\*\* - Abbreviation: N/R - Never reported using the Lions Clubs website, N/A - Not applicable, No password registered for the Lions Clubs website.

\*\*\*\* - Abbreviation: N - New, IP - Immediate Past, R - Repeat.



# Club Health Assessment for District 315A3 through May 2025

			Status	Membership							Reports					Finance	LCIF	
Club Number	Club Name	Charter Date		Current Member Count	YTD Members Added	YTD Members Dropped	YTD Net Growth	YTD Net Growth%	Member Count 12 Months Ago	Avg. length of service for dropped members	Months Since Last MMR ***	Yrs. Since Last Officer Report	President Rotation	Vice President Reported ****	Months Since Last Activity Report ***	Account Balance	Donations for current Fiscal Year	
			Number of times on status quo within last two years	If below 15 members appears				If net loss is greater than 20% appears			If no report in 3 months appears in	When more than one year appears in	Number of repeat terms		Notes the officers that do not have appears in an active	If no report at 12 months red		
Clubs less than two years old																		
155662	Bancharampur	08/09/2023	Active(1)	20	0	0	0	0.00%	20		21	1	None	P,S,T,M,VP SC	N/A			
178991	Bancharampur Proyashee Polli	10/28/2024	Status Quo(1)	29	29	0	29	100.00%	0		7	10	None	P,S,T,M,VP SC	N/A	90+ Days		
157475	Dhaka Daisy Heaven	03/14/2024	Status Quo(2)	25	0	0	0	0.00%	25		12		None	P,S,T,M,VP SC	N/R	90+ Days		
155639	Dhaka Dynamic Prime	08/18/2023	Status Quo(1)	28	8	0	8	40.00%	20		5		2	M,VP,SC	7	90+ Days		
157154	Dhaka Friends and Families	03/21/2024	Active(1)	20	0	0	0	0.00%	20		14		None	P,S,T,M,VP SC	N/R	90+ Days		
178755	Dhaka Glorious	09/26/2024	Active(1)	21	21	0	21	100.00%	0		7			M,VP,SC	N/R			
178343	Dhaka Law and Jurist	09/19/2024	Active(1)	20	20	0	20	100.00%	0		6			N	M,SC	N/R	\$100.00	
155669	Dhaka Rupashi Bangla	09/25/2023	Active(1)	17	1	5	-4	-19.05%	21	1	0		2	N	SC	N/R		
155507	Dhaka Somprity	08/18/2023	Active(1)	20	0	0	0	0.00%	20		21	1	None	P,S,T,M,VP SC	N/R	90+ Days		
157476	Dhaka Sundarban	04/30/2024	Status Quo(1)	20	0	0	0	0.00%	20		14		None	P,S,T,M,VP SC	N/R	90+ Days		
178344	Manikganj	09/26/2024	Active	20	20	0	20	100.00%	0		8			N	T,M,VP,SC	N/R		
157477	Mymensingh Central	03/21/2024	Status Quo(1)	20	0	0	0	0.00%	20		14		None	P,S,T,M,VP SC	N/R	90+ Days		
Clubs more than two years old																		
137705	Bagerhat	03/14/2019	Cancelled(8*)	0	15	82	-67	-100.00%	27	6	1		None	P,S,T,M,VP SC	24+	90+ Days		
137708	Dewanganj Modern City	03/17/2019	Active	25	0	0	0	0.00%	25		23			P,T,M,VP,SC	24+	90+ Days		
121373	Dhaka (Dist.315A2)	02/13/2014	Active(1)	5	0	0	0	0.00%	5		18	1	None	P,S,T,M,VP SC	24+			
137709	Dhaka Badda	03/15/2019	Active(1)	20	0	0	0	0.00%	20		36			P,S,T,M,VP SC	24+	90+ Days		
144157	Dhaka Baily Elites	12/18/2020	Status Quo(3)	24	2	10	-8	-25.00%	32	2	8		5	M,VP,SC	N/R	90+ Days		
137710	Dhaka Banani Elite	03/17/2019	Active(1)	36	1	0	1	2.86%	35		10			M,VP,SC	24+	90+ Days		
149180	Dhaka Benapole Port City	12/06/2021	Active(1)	25	0	0	0	0.00%	25		36	3	None	P,S,T,M,VP SC	N/R	90+ Days		
137711	Dhaka Benarashi Palli	03/14/2019	Cancelled(8*)	0	0	63	-63	-100.00%	63	4	8		None	P,S,T,M,VP SC	24+	90+ Days		
143650	Dhaka Boishakhi	11/19/2020	Active(1)	25	0	0	0	0.00%	25		36			T,M,VP,SC	24+	90+ Days		
57759	DHAKA CHAWK BAZAR	01/18/1996	Active(1)	20	5	0	5	33.33%	15		0		6	N	M,SC	7		
122988	Dhaka Dhanmondi	09/02/2014	Active(2)	16	3	2	1	6.67%	15	2	0			T,M,VP,SC	24+			




# Club Health Assessment for District 315A3 through May 2025

			Status	Membership							Reports					Finance		LCIF
Club Number	Club Name	Charter Date		Current Member Count	YTD Members Added	YTD Members Dropped	YTD Net Growth	YTD Net Growth%	Member Count 12 Months Ago	Avg. length of service for dropped members	Months Since Last MMR ***	Yrs. Since Last Officer Report	President Rotation	Vice President Reported ****	Months Since Last Activity Report ***	Account Balance	Donations for current Fiscal Year	
			Number of times on status quo within last two years	If below 15 members appears				If net loss is greater than 20% appears			If no report in 3 months appears in	When more than one year appears in	Number of repeat terms	Notes the officers that do not have an active	If no report at 12 months appears in red			
104342	DHAKA GLOBAL	05/22/2009	Cancelled(8*)	0	0	73	-73	-100.00%	17	7	1		None	P,S,T,M,VP SC	24+	90+ Days		
66518	DHAKA GOLDEN BEACH	07/16/2002	Cancelled(8*)	0	0	5	-5	-100.00%	5	11	5		None	P,S,T,M,VP SC	24+	90+ Days		
64126	DHAKA GOLDEN HILL	03/30/2001	Active(2)	7	0	5	-5	-41.67%	12	10	0		2	M,VP,SC	24+			
77421	DHAKA GREATER (DIST. 315A2)	07/07/2003	Cancelled(8*)	0	0	15	-15	-100.00%	15	11	6	1	None	P,S,T,M,VP SC	24+	90+ Days		
137713	Dhaka Greater Jashore	03/17/2019	Active(1)	25	0	0	0	0.00%	25		23			T,M,VP,SC	24+	90+ Days		
97505	DHAKA GREEN CITY	07/10/2006	Status Quo(2)	37	0	0	0	0.00%	37		7			S,M,VP,SC	24+	90+ Days		
132798	Dhaka Gulshan Elite	01/19/2018	Cancelled(8*)	0	0	18	-18	-100.00%	18	7	5	1	None	P,S,T,M,VP SC	24+	90+ Days		
149139	Dhaka Heritage	12/03/2021	Active(1)	42	3	25	-22	-34.38%	44	1	1			S,T,M,VP,SC	7			
149571	Dhaka Lohagara 93	01/10/2022	Status Quo(2)	10	10	0	10	100.00%	27		7			N S,T,M,VP,SC	N/R	90+ Days		
142306	Dhaka Metropolitan North City	09/03/2020	Status Quo(3)	17	1	0	1	6.25%	16		4		None	P,S,T,M,VP SC	19	90+ Days		
123965	Dhaka Mirpur DOHS	01/15/2015	Active(1)	8	8	0	8	100.00%	22		8		None	P,S,T,M,VP SC	24+			
149140	Dhaka Muradpur	12/03/2021	Active(1)	20	0	0	0	0.00%	20		10	3	None	P,S,T,M,VP SC	N/R	90+ Days		
104522	DHAKA NARAIL	05/22/2009	Active(1)	45	0	0	0	0.00%	45		8	1	None	P,S,T,M,VP SC	24+	90+ Days		
Exc Award (06/30/2023)																		
50945	DHAKA NEW CAPITAL	09/17/1990	Active(1)	26	1	0	1	4.00%	25		7			M,VP,SC	24+	90+ Days		
29671	DHAKA NORTHERN	07/15/1974	Active	10	0	0	0	0.00%	10		18	1	None	P,S,T,M,VP SC	24+			
137719	Dhaka Panthapath	03/14/2019	Active(1)	35	2	0	2	6.06%	29		3			N T,M,SC	24+	90+ Days		
137720	Dhaka Purbachal City	03/14/2019	Cancelled(8*)	0	0	97	-97	-100.00%	97	6	1		None	P,S,T,M,VP SC	24+	90+ Days		
137730	Dhaka Shapla City	03/19/2019	Active(3)	78	2	0	2	2.63%	76		0			T,M,VP,SC	24+			
144745	Dhaka TMSS	01/04/2021	Active(1)	28	0	0	0	0.00%	28		9		3	M,VP,SC	0	90+ Days		
153523	Dhaka Trade Link	03/13/2023	Cancelled(8*)	0	0	27	-27	-100.00%	27	2	1		None	P,S,T,M,VP SC	N/R	90+ Days		
148479	Dhaka VIP Road	09/28/2021	Active(2)	26	0	0	0	0.00%	26		18	1	None	P,S,T,M,VP SC	N/R	90+ Days		
28238	MYMENSINGH	03/26/1974	Active(2)	61	7	3	4	7.02%	57	3	1		2	R T,M,SC	7			
144324	Mymensingh Heritage	12/23/2020	Cancelled(8*)	0	0	49	-49	-100.00%	49	5	9		None	P,S,T,M,VP SC	N/R	90+ Days		



# Club Health Assessment for District 315A3 through May 2025

			Status	Membership						Reports					Finance	LCIF	
Club Number	Club Name	Charter Date		Current Member Count	YTD Members Added	YTD Members Dropped	YTD Net Growth	YTD Net Growth%	Member Count 12 Months Ago	Avg. length of service for dropped members	Months Since Last MMR ***	Yrs. Since Last Officer Report	President Rotation	Vice President Reported ****	Months Since Last Activity Report ***	Account Balance	Donations for current Fiscal Year
			Number of times on status quo within last two years	If below 15 members appears				If net loss is greater than 20% appears			If no report in 3 months appears in	When more than one year appears in	Number of repeat terms	Notes the officers that do not have an active	If no report at 12 months appears in red		

Clubs Cancelled Previous Fiscal Year – Clubs Cancelled within last 12 months may be reinstated

Club Number	Club Name	Charter Date	Current Status*	Cancellation Date
137712	Dhaka BSB Foundation	03/14/2019	Cancelled(8*)	04/29/2024
132594	Dhaka Baridhara	01/12/2018	Cancelled(8*)	06/29/2024
142488	Dhaka Bion	07/31/2020	Cancelled(8*)	12/29/2023
148172	Dhaka Fareast	09/22/2021	Cancelled(8*)	12/29/2023
148888	Dhaka Modhumoti	11/29/2021	Cancelled(8*)	06/29/2024
137721	Dhaka Second Century	03/18/2019	Cancelled(8*)	12/29/2023
149440	Dhaka Senpara	01/11/2022	Cancelled(8*)	06/29/2024
137725	Kachua Chandpur	03/19/2019	Cancelled(8*)	07/29/2023
144403	Mymensingh Brahmaputra	02/26/2021	Cancelled(8*)	12/29/2023
144455	Mymensingh Royals	02/26/2021	Cancelled(8*)	12/29/2023

Current Total Clubs Count	YTD New Clubs Count	YTD Cancelled Clubs Count	YTD Net Club Gain	Current Total Members Count	YTD Add	YTD Drop	YTD Net Growth	YTD Net Growth %	Member Count 12 Months Ago	Average Member Count Per Club	% of Clubs with less than 20 members	% No MMR in 3 Months	% No Officer Report in 12 Months	% of Clubs with balance 90+ days	Number of Clubs in Status Quo	% Status Quo Clubs in Financial Suspension	Number of Cancelled Clubs	Average Cancelled Club Age	Members Lost Due to Cancellation	% of Clubs Cancelled for Non-Financial Reasons
37	4	9	-5	931	159	479	-320	-25.58%	1,180	25	22%	81%	24%	62%	9	100%	9	14	429	-111%

\* - P - Priority Club. Cancellation Reasons: 1-Objectives/conduct, 2-Non-active club, 5-Non-existing club, 6-Disbanding, 7-Merger, 8-Financial Suspension, 9-District/Multiple District Dues.

\*\* - Abbreviation: P-President, S-Secretary, T-Treasurer, M-Member Chairperson, VP-First Vice President, MC-Communications Chairperson, SC-Service Chairperson

\*\*\* - Abbreviation: N/R - Never reported using the Lions Clubs website, N/A - Not applicable, No password registered for the Lions Clubs website.

\*\*\*\* - Abbreviation: N - New, IP - Immediate Past, R - Repeat.



# Club Health Assessment for District 315B1 through May 2025

			Status	Membership						Reports					Finance	LCIF		
Club Number	Club Name	Charter Date		Current Member Count	YTD Members Added	YTD Members Dropped	YTD Net Growth	YTD Net Growth%	Member Count 12 Months Ago	Avg. length of service for dropped members	Months Since Last MMR ***	Yrs. Since Last Officer Report	President Rotation	Vice President Reported ****	Months Since Last Activity Report ***	Account Balance	Donations for current Fiscal Year	
			Number of times on status quo within last two years	If below 15 members appears			If net loss is greater than 20% appears				If no report in 3 months appears in	When more than one year appears in	Number of repeat terms	Notes the officers that do not have an active		If no report at 12 months appears in red		
Clubs less than two years old																		
177697	Dhaka Aarchi	08/22/2024	Active	20	20	0	20	100.00%	0		1			T,M,VP,SC	8			
180668	Dhaka Agroni	02/10/2025	Active	20	20	0	20	100.00%	0		1			T,M,VP,SC	N/A			
180582	Dhaka Aparajita Crystal	02/20/2025	Active	20	20	0	20	100.00%	0		3			M,VP,SC	N/R			
180991	Dhaka Apex Service	02/20/2025	Active	20	20	0	20	100.00%	0		3			T,M,VP,SC	N/A			
180987	Dhaka Associated Service	02/27/2025	Active	20	20	0	20	100.00%	0		3			M,VP,SC	N/A			
180581	Dhaka Basundhara Crystal	03/05/2025	Newly Chartered	20	20	0	20	100.00%	0		2			M,VP,SC	N/R			
180990	Dhaka Beacon Hope	02/20/2025	Active	20	20	0	20	100.00%	0		3			M,VP,SC	N/A			
180922	Dhaka Bijoy Nagar Knights	02/14/2025	Active	20	20	0	20	100.00%	0		3			T,M,VP,SC	N/A			
180670	Dhaka Blue Oceans	02/27/2025	Active	20	20	0	20	100.00%	0		3			M,VP,SC	N/A			
179819	Dhaka Boshundhara East	01/30/2025	Active	20	20	0	20	100.00%	0		4			T,M,VP,SC	N/A			
177688	Dhaka Capital City	08/21/2024	Active	20	20	0	20	100.00%	0		9			T,M,VP,SC	4			
177695	Dhaka Crescent Lake	08/21/2024	Active	20	20	0	20	100.00%	0		9			T,M,VP,SC	4			
177044	Dhaka Daffodil	08/21/2024	Active	20	20	0	20	100.00%	0		9			M,VP,SC	4			
180778	Dhaka Eagle	02/11/2025	Active	20	20	0	20	100.00%	0		3			T,M,VP,SC	N/R			
180779	Dhaka Earth	02/14/2025	Active	20	20	0	20	100.00%	0		3			T,M,VP,SC	N/A			
180780	Dhaka East West	02/11/2025	Active	20	20	0	20	100.00%	0		3			T,M,VP,SC	N/A			
180551	Dhaka Eclipse	02/20/2025	Active	20	20	0	20	100.00%	0		3			T,M,VP,SC	N/R			
180552	Dhaka Eden	01/31/2025	Active	20	20	0	20	100.00%	0		4			T,M,VP,SC	N/A			
180554	Dhaka Elation	01/31/2025	Active	20	20	0	20	100.00%	0		4			T,M,VP,SC	N/A			
156071	Dhaka Elite	06/28/2024	Status Quo(1)	26	0	0	0	0.00%	0		11		None	P,S,T,M,VP SC	7	90+ Days		
156042	Dhaka Elite Young	02/02/2024	Active	55	0	0	0	0.00%	20		4		None	P,S,T,M,VP SC	7			
180550	Dhaka Ember	02/03/2025	Active	20	20	0	20	100.00%	0		3			T,M,VP,SC	N/R			
180589	Dhaka Emergence	02/03/2025	Active	20	20	0	20	100.00%	0		3			T,M,VP,SC	N/A			



# Club Health Assessment for District 315B1 through May 2025

			Status	Membership							Reports					Finance		LCIF
Club Number	Club Name	Charter Date		Current Member Count	YTD Members Added	YTD Members Dropped	YTD Net Growth	YTD Net Growth%	Member Count 12 Months Ago	Avg. length of service for dropped members	Months Since Last MMR ***	Yrs. Since Last Officer Report	President Rotation	Vice President Reported ****	Months Since Last Activity Report ***	Account Balance	Donations for current Fiscal Year	
			Number of times on status quo within last two years	If below 15 members appears				If net loss is greater than 20% appears			If no report in 3 months appears in	When more than one year appears in	Number of repeat terms	Notes the officers that do not have appears in an active	If no report at 12 months red			
180544	Dhaka Eminence	02/03/2025	Active	20	20	0	20	100.00%	0		3			M,VP,SC	N/A	90+ Days		
180775	Dhaka Eminency	02/20/2025	Active	20	20	0	20	100.00%	0		1			T,M,VP,SC	N/A			
180586	Dhaka Eminent	02/20/2025	Active	20	20	0	20	100.00%	0		3			T,M,VP,SC	N/R			
180555	Dhaka Empire	01/31/2025	Active	20	20	0	20	100.00%	0		4			M,VP,SC	N/A			
180587	Dhaka Empower	02/03/2025	Active	20	20	0	20	100.00%	0		3			T,M,VP,SC	N/A			
180502	Dhaka Endeavor	01/31/2025	Active	20	20	0	20	100.00%	0		4			T,M,VP,SC	N/A			
180852	Dhaka Endurance	02/11/2025	Active	20	20	0	20	100.00%	0		3			T,M,VP,SC	N/A			
180777	Dhaka Epoch	03/05/2025	Newly Chartered	20	20	0	20	100.00%	0		2			T,M,VP,SC	N/R			
180776	Dhaka Essence	02/14/2025	Active	20	20	0	20	100.00%	0		3			T,M,VP,SC	N/R			
180532	Dhaka Euphoria	01/31/2025	Active	20	20	0	20	100.00%	0		4			M,VP,SC	N/R			
180553	Dhaka Excellence	01/31/2025	Active	20	20	0	20	100.00%	0		4			T,M,VP,SC	N/A			
180996	Dhaka Genesis	02/27/2025	Active	20	20	0	20	100.00%	0		3			T,M,VP,SC	N/A			
177686	Dhaka Ideal	08/22/2024	Active	20	20	0	20	100.00%	0		9			T,M,VP,SC	N/R			
179590	Dhaka Majestic Uttara	05/19/2025	Newly Chartered	20	20	0	20	100.00%	0		0			M,VP,SC	N/A			
180811	Dhaka Mutual Trust	02/11/2025	Active	19	19	0	19	100.00%	0		0			T,M,VP,SC	N/A			
157239	Dhaka Odhora	01/25/2024	Status Quo(1)	105	92	92	0	0.00%	20	1	1		2	M,VP,SC	7			
180287	Dhaka Paltan Green	02/10/2025	Active	20	20	0	20	100.00%	0		3			M,VP,SC	N/A			
180288	Dhaka Paltan Orchid	02/10/2025	Active	20	20	0	20	100.00%	0		3			T,M,VP,SC	N/A			
180921	Dhaka Paltan Visionaries	02/14/2025	Active	20	20	0	20	100.00%	0		3			T,M,VP,SC	N/A			
177100	Dhaka Prime City	12/09/2024	Active	20	20	0	20	100.00%	0		5			M,VP,SC	N/R			
180667	Dhaka Progoti	02/10/2025	Active	20	20	0	20	100.00%	0		3			T,M,VP,SC	N/A			
177712	Dhaka Pushpadam	08/21/2024	Active	20	20	0	20	100.00%	0		9			T,M,VP,SC	N/A			
156684	Dhaka Real Estate Service	02/07/2024	Active	20	0	0	0	0.00%	20		11		2	M,VP,SC	N/A			
172758	Dhaka Republic	08/29/2024	Active	20	20	0	20	100.00%	0		9		None	P,S,T,M,VP SC	N/R			





# Club Health Assessment for District 315B1 through May 2025

			Status	Membership						Reports					Finance		LCIF
Club Number	Club Name	Charter Date		Current Member Count	YTD Members Added	YTD Members Dropped	YTD Net Growth	YTD Net Growth%	Member Count 12 Months Ago	Avg. length of service for dropped members	Months Since Last MMR ***	Yrs. Since Last Officer Report	President Rotation	Vice President Reported ****	Months Since Last Activity Report ***	Account Balance	Donations for current Fiscal Year
			Number of times on status quo within last two years	If below 15 members appears					If net loss is greater than 20% appears		If no report in 3 months appears in	When more than one year appears in	Number of repeat terms	Notes the officers that do not have an active	If no report at 12 months appears in red		
177714	Dhaka Royal Orchid Plus	01/31/2025	Active	20	20	0	20	100.00%	0		4			T,M,VP,SC	8		
180986	Dhaka Shahbag Eden	02/27/2025	Active	20	20	0	20	100.00%	0		3			T,M,VP,SC	N/R		
180289	Dhaka Shahbag Heritage	02/10/2025	Active	20	20	0	20	100.00%	0		3			M,VP,SC	N/A		
180985	Dhaka Shahbag Hope	02/27/2025	Active	20	20	0	20	100.00%	0		3			T,M,VP,SC	N/A		
179818	Dhaka Shahbag Prime	01/30/2025	Active	20	20	0	20	100.00%	0		4			T,M,VP,SC	N/A		
177716	Dhaka Shapla	08/21/2024	Active	20	20	0	20	100.00%	0		9			T,M,VP,SC	N/R		
180781	Dhaka Sunflower Plus	02/10/2025	Active	20	20	0	20	100.00%	0		3			T,M,VP,SC	N/R		
156043	Dhaka Topkhana	02/15/2024	Active	35	0	0	0	0.00%	35		2			VP	7		
180988	Dhaka Unity Pride	02/27/2025	Active	20	20	0	20	100.00%	0		3			T,M,VP,SC	N/A		
180541	Sylhet Agriculture University Plus	02/10/2025	Active	20	20	0	20	100.00%	0		1			T,M,VP,SC	N/A		
Clubs more than two years old																	
147207	Banani Greater	08/02/2021	Active(3)	24	4	0	4	20.00%	20		0		4	S,T,M,VP,SC	11		
64125	BEANIBAZAR	03/29/2001	Active	16	0	0	0	0.00%	16		8			N	S,M,VP	11	
149773	Beanibazar West	03/08/2022	Active(3)	16	0	0	0	0.00%	16		18	2	None	P,S,T,M,VP SC	11		
131466	Bikrampur Great	06/20/2017	Active(1)	25	0	0	0	0.00%	25		10		2	M,VP,SC	11		
126240	Dhaka Achievement Plus	11/24/2015	Active(1)	35	8	0	8	29.63%	26		5			N	M,SC	7	\$300.00
Exc Award (06/30/2023)																	
52575	DHAKA AGARGAON WEST	02/25/1992	Active(1)	25	0	0	0	0.00%	25		1		3	M,VP,SC	12		
66505	DHAKA ANODIP	07/16/2002	Active(1)	17	0	0	0	0.00%	17		11		2	N	S,T,M,SC	7	\$1,021.18
126214	Dhaka Aparajita	11/17/2015	Active(1)	25	0	0	0	0.00%	25		5			N		7	
121815	Dhaka Aristocrat	04/14/2014	Active(1)	20	0	0	0	0.00%	20		0			N	P,T,VP	16	\$2,911.68
106336	DHAKA BAILY GARDEN	08/19/2009	Cancelled(8*)	0	0	25	-25	-100.00%	25	12	2		None	P,S,T,M,VP SC	7	90+ Days	
110635	DHAKA BAILY GARDEN PLUS	03/29/2011	Active(1)	17	0	0	0	0.00%	17		12			N	S,T,M,SC	7	
147208	Dhaka Banani Lake View	08/02/2021	Active(3)	19	0	0	0	0.00%	19		0		None	P,S,T,M,VP SC	11		
127909	Dhaka Banani Model Town	06/30/2016	Active(1)	38	1	0	1	2.70%	37		0		5	S,T,M,VP,SC	16		



# Club Health Assessment for District 315B1 through May 2025

			Status	Membership							Reports					Finance		LCIF
Club Number	Club Name	Charter Date		Current Member Count	YTD Members Added	YTD Members Dropped	YTD Net Growth	YTD Net Growth%	Member Count 12 Months Ago	Avg. length of service for dropped members	Months Since Last MMR ***	Yrs. Since Last Officer Report	President Rotation	Vice President Reported ****	Months Since Last Activity Report ***	Account Balance	Donations for current Fiscal Year	
			Number of times on status quo within last two years	If below 15 members appears					If net loss is greater than 20% appears		If no report in 3 months appears in	When more than one year appears in	Number of repeat terms	Notes the officers that do not have an active	If no report at 12 months appears in red			
141333	Dhaka Banani Professional	04/08/2020	Active(1)	46	1	0	1	2.22%	25		11	1	None	P,S,T,M,VP SC	11			
142069	Dhaka Banasree Green	10/14/2020	Active	25	0	0	0	0.00%	25		12		3	M,VP,SC	11			
131257	Dhaka Bansree Plus	06/17/2017	Active(1)	45	0	0	0	0.00%	45		1		2	M,VP,SC	11			
128667	Dhaka Basundhara	09/06/2016	Active	28	3	0	3	12.00%	25		1			S,T,M,VP,SC	7			
145825	Dhaka Blue Sky	05/26/2021	Active(1)	18	2	1	1	5.88%	17	2	6		3	T,M,VP,SC	N/A			
152450	Dhaka Brahmanbaria	03/21/2023	Active	25	1	0	1	4.17%	24		5		3	M,VP,SC	24+			
142070	Dhaka Brammon Baria Green	08/21/2020	Active(1)	25	0	0	0	0.00%	25		19		3	T,M,VP,SC	11			
118109	DHAKA CENTRAL LAW COLLEGE	10/26/2012	Active(2)	45	1	0	1	2.27%	27		8		2	T,M,VP,SC	7			
145826	Dhaka Dhaleshwari Singain	06/01/2021	Active	15	0	1	-1	-6.25%	16	4	5		3	T,M,VP,SC	N/A			
52547	DHAKA DOWN TOWN	02/20/1992	Active(2)	15	0	4	-4	-21.05%	19	17	5			S,T,M,VP,SC	13			
106357	DHAKA DOWN TOWN EAST	08/21/2009	Active(1)	65	0	0	0	0.00%	45		1		2	M,VP,SC	7			
105433	DHAKA DOWN TOWN KNIGHTS	05/05/2009	Active(2)	35	23	23	0	0.00%	35	12	2			M,VP,SC	7			
141352	Dhaka Dream Heaven	04/01/2020	Active(1)	16	1	1	0	0.00%	16	0	3			R VP	7			
146068	Dhaka Dynamic City	06/04/2021	Active(1)	17	0	11	-11	-39.29%	27	3	5			T,M,VP,SC	7			
146093	Dhaka East Golden City	06/03/2021	Active	15	0	0	0	0.00%	15		5		5	M,VP,SC	7			
68494	DHAKA ELEGANT	04/14/2003	Active	25	7	0	7	38.89%	25		0			S,T,M,VP,SC	7			
110811	DHAKA ELEGANT APPLE	04/18/2011	Active(1)	25	0	0	0	0.00%	25		5		3	M,VP,SC	7			
146085	Dhaka Elegant Dhanmondi	06/09/2021	Active	25	0	0	0	0.00%	25		0			M,VP,SC	7			
100779	DHAKA ELEGANT FLOWER	01/28/2008	Active	17	2	0	2	13.33%	15		1		3	T,M,VP,SC	7			
143167	Dhaka Elegant Green City	12/29/2020	Active	25	0	0	0	0.00%	25		9		2	N M,SC	7			
146069	Dhaka Elegant Kings	06/09/2021	Active	15	0	0	0	0.00%	15		7			S,M,VP,SC	7			
142072	Dhaka Elegant Nururchala	08/14/2020	Active	15	0	0	0	0.00%	15		1		3	T,M,VP,SC	7			
110638	DHAKA ELEGANT ORANGE	03/29/2011	Active(1)	15	0	0	0	0.00%	15		24	1	None	P,S,T,M,VP SC	7		\$1,004.09	
142067	Dhaka Elegant Platinum	08/17/2020	Active(1)	25	0	0	0	0.00%	25		12		2	S,M,VP,SC	7			



# Club Health Assessment for District 315B1 through May 2025

			Status	Membership						Reports					Finance		LCIF
Club Number	Club Name	Charter Date		Current Member Count	YTD Members Added	YTD Members Dropped	YTD Net Growth	YTD Net Growth%	Member Count 12 Months Ago	Avg. length of service for dropped members	Months Since Last MMR ***	Yrs. Since Last Officer Report	President Rotation	Vice President Reported ****	Months Since Last Activity Report ***	Account Balance	Donations for current Fiscal Year
			Number of times on status quo within last two years	If below 15 members appears				If net loss is greater than 20% appears			If no report in 3 months appears in	When more than one year appears in	Number of repeat terms	Notes the officers that do not have an active	If no report at 12 months red		
101597	DHAKA ELEGANT PLUS	04/18/2008	Active	25	3	0	3	13.64%	22		0		2	M,VP,SC	7		
143166	Dhaka Elegant Singhogani	10/15/2020	Active(1)	20	0	0	0	0.00%	20		16		None	P,S,T,M,VP SC	7		
108533	DHAKA ELEGANT SQUARE	06/01/2010	Active	25	0	0	0	0.00%	25		0		2	M,VP,SC	7		
110637	DHAKA ELEGANT STAR	04/04/2011	Active	25	0	0	0	0.00%	25		0		6	T,M,VP,SC	24		
110636	DHAKA ELEGANT SUPER	04/01/2011	Active	25	0	0	0	0.00%	25		1		2	M,VP,SC	24		
142073	Dhaka Ever Green	07/28/2020	Active	26	1	1	0	0.00%	26	1	1		5	M,VP,SC	24		
142074	Dhaka Ever Green Blue	07/07/2020	Active	25	1	0	1	4.17%	24		2		5	M,VP,SC	N/A		
142075	Dhaka Ever Green Golden	07/07/2020	Active(1)	24	34	37	-3	-11.11%	27	4	1		2	M,VP,SC	N/A		
142076	Dhaka Ever Green Plus	07/07/2020	Active	27	0	0	0	0.00%	27		1		5	T,M,VP,SC	N/A		
142079	Dhaka Ever Green Red	07/07/2020	Active	25	0	0	0	0.00%	25		26		4	M,VP,SC	24		
142080	Dhaka Ever Green Sky	07/07/2020	Active	25	0	0	0	0.00%	25		26		4	M,VP,SC	24		
126198	Dhaka Friends & Family	11/13/2015	Active(1)	25	13	13	0	0.00%	25	8	2		None	P,S,T,M,VP SC	7		
143384	Dhaka Golden Elegant	12/29/2020	Active	31	31	15	16	106.67%	15	4	0			R M,SC	24		
56363	DHAKA GOLDEN STAR	12/28/1994	Active	33	12	0	12	57.14%	25		1			S,M,VP,SC	24		
134559	Dhaka Greater Down Town	06/13/2018	Active	20	0	1	-1	-4.76%	21	1	0		2	N M,SC	5		
143464	Dhaka Green Shimla	12/29/2020	Active	15	7	17	-10	-40.00%	25	3	0			M,VP,SC	24		
120429	Dhaka Hasnabad	09/26/2013	Active(2)	26	12	11	1	4.00%	25	8	1		3	M,VP,SC	24+		
128102	Dhaka Jamuna View	06/28/2016	Active(1)	35	23	23	0	0.00%	35	7	2			M,VP,SC	7		
149456	Dhaka Kamlapur Platinum	02/15/2022	Active(1)	16	0	0	0	0.00%	16		13	1	None	P,S,T,M,VP SC	N/A		
141336	Dhaka Khilgaon Greater	04/24/2020	Active(1)	25	0	0	0	0.00%	25		53	1	None	P,S,T,M,VP SC	N/A		
126241	Dhaka Khilgaon Legend	11/23/2015	Active(2)	45	33	33	0	0.00%	25	3	2			M,VP,SC	7		
152451	Dhaka Koyra Paikgacha	09/21/2022	Active(1)	15	0	0	0	0.00%	15		2		3	T,M,VP,SC	24		
128692	Dhaka Lalmatia Green	08/24/2016	Active	25	0	0	0	0.00%	25		2		3	M,VP,SC	N/A		
146057	Dhaka Madina Bangla East	05/28/2021	Active	25	0	0	0	0.00%	25		1		5	M,VP,SC	N/A		
105435	DHAKA MAYFLOWER	05/05/2009	Active(2)	35	0	0	0	0.00%	35		12		2	P,S,M,VP,SC	7		




# Club Health Assessment for District 315B1 through May 2025

			Status	Membership							Reports					Finance		LCIF
Club Number	Club Name	Charter Date		Current Member Count	YTD Members Added	YTD Members Dropped	YTD Net Growth	YTD Net Growth%	Member Count 12 Months Ago	Avg. length of service for dropped members	Months Since Last MMR ***	Yrs. Since Last Officer Report	President Rotation	Vice President Reported ****	Months Since Last Activity Report ***	Account Balance	Donations for current Fiscal Year	
			Number of times on status quo within last two years	If below 15 members appears					If net loss is greater than 20% appears		If no report in 3 months appears in	When more than one year appears in	Number of repeat terms	Notes the officers that do not have an active	If no report at 12 months appears in red			
25902	DHAKA METROPOLITAN	07/10/1973	Active(1)	14	0	0	0	0.00%	14		1	1	None	P,S,T,M,VP SC	17	90+ Days		
101701	DHAKA MID TOWN	06/02/2008	Active(1)	46	1	0	1	2.22%	45		7		2	M,VP,SC	7			
105432	DHAKA MID TOWN HOPE	05/05/2009	Active	35	0	0	0	0.00%	35		8		4	S,T,M,VP,SC	7			
115079	DHAKA MIRPUR GARDEN CITY	09/09/2011	Cancelled(8*)	0	0	17	-17	-100.00%	17	12	8	5	None	P,S,T,M,VP SC	24+			
146059	Dhaka Navana Super	05/28/2021	Active	27	0	0	0	0.00%	27		5		5	M,VP,SC	N/A			
128487	Dhaka Naya Nagar	08/19/2016	Active(1)	35	0	0	0	0.00%	35		2		2	T,M,VP,SC	24			
151737	Dhaka New Sun	08/18/2022	Active(1)	15	0	0	0	0.00%	15		5		3	N, M,SC	7			
146100	Dhaka North East City	06/09/2021	Active	25	0	0	0	0.00%	25		0		4	M,VP,SC	N/A			
101699	DHAKA NORTH SOUTH CAMPUS	06/03/2008	Active(1)	37	26	24	2	5.71%	35	10	1			M,VP,SC	9			
126222	Dhaka Orchid View	11/19/2015	Active(1)	55	43	43	0	0.00%	31	4	2			M,VP,SC	24+			
128094	Dhaka Padma View	06/30/2016	Active(1)	66	50	49	1	1.54%	35	3	1			T,M,VP,SC	8			
131228	Dhaka Paikpara Plus	06/17/2017	Active	25	0	0	0	0.00%	25		2			M,VP,SC	24			
126220	Dhaka Paltan Central	11/19/2015	Active(2)	45	33	33	0	0.00%	45	7	2		3	T,M,VP,SC	7			
141337	Dhaka Paltan Famous	04/24/2020	Active(1)	57	47	45	2	3.64%	35	2	2			M,VP,SC	7			
105434	DHAKA PALTAN HERITAGE	05/05/2009	Active	68	3	0	3	4.62%	55		1			T,M,VP,SC	7			
147214	Dhaka Paltan Star	08/02/2021	Active(1)	35	31	14	17	94.44%	18	3	2			M,VP,SC	22			
126248	Dhaka Paltan View	11/23/2015	Active(2)	55	41	41	0	0.00%	35	5	2			T,M,VP,SC	7			
55004	DHAKA PARIJAT	10/28/1993	Active	56	0	0	0	0.00%	56		2		3	N	10		\$819.08	
Exc Award (06/30/2023)																		
142082	Dhaka Parijat Anamica	07/07/2020	Active	26	0	0	0	0.00%	26		6			M,VP,SC	N/A			
152866	Dhaka Parijat Crystal	12/19/2022	Active(2)	26	1	0	1	4.00%	25		7		3	N, T	N/A			
101606	DHAKA PARIJAT GARDEN	04/18/2008	Active	25	0	0	0	0.00%	25		2		4	T,M,VP,SC	24			
142083	Dhaka Parijat Golden	07/07/2020	Active	26	0	0	0	0.00%	26		1		4	T,M,VP,SC	24			
137410	Dhaka Parijat Green	02/25/2019	Active	26	0	0	0	0.00%	26		5		4	S,M,VP,SC	24			
142084	Dhaka Parijat Plus	07/07/2020	Active	26	0	0	0	0.00%	26		1		4	M,VP,SC	N/A			




# Club Health Assessment for District 315B1 through May 2025

			Status	Membership							Reports					Finance	LCIF
Club Number	Club Name	Charter Date		Current Member Count	YTD Members Added	YTD Members Dropped	YTD Net Growth	YTD Net Growth%	Member Count 12 Months Ago	Avg. length of service for dropped members	Months Since Last MMR ***	Yrs. Since Last Officer Report	President Rotation	Vice President Reported ****	Months Since Last Activity Report ***	Account Balance	Donations for current Fiscal Year
			Number of times on status quo within last two years	If below 15 members appears					If net loss is greater than 20% appears		If no report in 3 months appears in	When more than one year appears in	Number of repeat terms	Notes the officers that do not have an active	If no report at 12 months appears in red		
142085	Dhaka Parijat Yellow	07/09/2020	Active	25	0	0	0	0.00%	25		2		5	M,VP,SC	N/A		
147261	Dhaka Parijat Young	10/08/2021	Active	25	0	0	0	0.00%	25		25		4	M,VP,SC	24		
108312	DHAKA PEACE GARDEN	05/11/2010	Active	15	0	0	0	0.00%	15		2		None	P,T,M,VP,SC	22		
68465	DHAKA PRESIDENCY	04/14/2003	Active	17	3	1	2	13.33%	17	3	0		N	S,VP	3		
146103	Dhaka Purbachal New City	06/08/2021	Active	15	0	0	0	0.00%	15		2		5	T,M,VP,SC	N/A		
146067	Dhaka Purbachal North City	06/03/2021	Active	15	0	0	0	0.00%	15		0		5	M,VP,SC	24		
145827	Dhaka Queens Iceland Bhola	06/01/2021	Active	15	0	0	0	0.00%	15		2		5	M,VP,SC	N/A		
125915	Dhaka Ramna Glory	10/01/2015	Active(2)	16	1	5	-4	-20.00%	20	6	2			M,VP,SC	24		
101599	DHAKA RED ROSE	04/28/2008	Active	35	0	0	0	0.00%	35		11			R	7		
125019	Dhaka Regency	06/12/2015	Active(1)	28	1	0	1	3.70%	27		4			R	2		
106337	DHAKA ROSE GARDEN	08/19/2009	Active	15	0	0	0	0.00%	15		1		4	M,VP,SC	7		
146058	Dhaka Rupashi Bangla Narayangonj	05/31/2021	Active	25	0	0	0	0.00%	25		0		5	M,VP,SC	N/A		
145828	Dhaka Samabaya Twin Tower	05/31/2021	Active	16	0	0	0	0.00%	16		2			M,VP,SC	24		
127392	Dhaka Segun View	06/03/2016	Active	25	0	0	0	0.00%	25		5		2	M,VP,SC	7		
57473	DHAKA SHAHBAGH GREEN	11/13/1995	Active(2)	28	1	0	1	3.70%	27		1		2	T,M,VP,SC	24		
48566	DHAKA SHAMOLI	05/02/1988	Active	51	5	12	-7	-12.07%	45	2	0			M,VP,SC	2		\$800.08
Exc Award (06/30/2023)																	
131261	Dhaka Shantinagar Navana	06/17/2017	Active	25	0	0	0	0.00%	25		1			T,M,VP,SC	7		
120419	Dhaka Siddeswari	09/26/2013	Active	65	53	53	0	0.00%	33	3	2			T,M,VP,SC	7		
141383	Dhaka Sonali Oteet	04/08/2020	Active(1)	59	34	30	4	7.27%	25	2	1			M,VP,SC	7		
29672	DHAKA SOUTH	07/26/1974	Active(1)	19	0	0	0	0.00%	19		11			R	7		\$493.80
127223	Dhaka Supravat	04/29/2016	Active(2)	25	0	0	0	0.00%	25		0		2	M,VP,SC	7		
141339	Dhaka Topkhana Greater	04/16/2020	Active(1)	45	34	34	0	0.00%	25	2	2			M,VP,SC	7		
145954	Dhaka UN Global	06/19/2021	Active	10	3	0	3	42.86%	7		0		2	N	T,M,SC	24	\$50.00
152495	Dhaka Vertical Dot	03/29/2023	Active	15	0	0	0	0.00%	15		4		3	M,VP,SC	N/A		



# Club Health Assessment for District 315B1 through May 2025

			Status	Membership						Reports					Finance	LCIF	
Club Number	Club Name	Charter Date		Current Member Count	YTD Members Added	YTD Members Dropped	YTD Net Growth	YTD Net Growth%	Member Count 12 Months Ago	Avg. length of service for dropped members	Months Since Last MMR ***	Yrs. Since Last Officer Report	President Rotation	Vice President Reported ****	Months Since Last Activity Report ***	Account Balance	Donations for current Fiscal Year
			Number of times on status quo within last two years	If below 15 members appears				If net loss is greater than 20% appears			If no report in 3 months appears in	When more than one year appears in	Number of repeat terms	Notes the officers that do not have an active	If no report at 12 months appears in red		
152452	Dhaka Victor	11/21/2022	Active(1)	16	3	0	3	23.08%	13		2		2	M,VP,SC	N/A		\$50.00
131253	Dhaka Wari King	06/17/2017	Active(2)	6	0	0	0	0.00%	6		12		3	M,VP,SC	19		
124462	Habiganj	03/31/2015	Active	36	0	0	0	0.00%	36		27			P,M,VP,SC	7		
141340	Habiganj Dream	04/08/2020	Active	17	2	0	2	13.33%	30		4		N	P,SC	7		\$2,008.90
141385	Khilgaon Prime	04/24/2020	Active(1)	26	0	0	0	0.00%	26		1		5	M,VP,SC	7		
118108	MILON LAW ACADEMY	10/26/2012	Active(1)	25	12	12	0	0.00%	25	12	2			T,M,VP,SC	7		
100587	PANCHAKHANDA	11/19/2007	Active(2)	17	0	0	0	0.00%	17		15		None	P,S,T,M,VP SC	7		
128489	Sreenagar	09/21/2016	Active	16	1	0	1	6.67%	15		6			S,M,VP,SC	8		
29676	SYLHET	07/15/1974	Active	27	4	4	0	0.00%	27	9	1			S,M,VP,SC	7		
154135	Sylhet Agricultural University	04/05/2023	Active	20	0	0	0	0.00%	20		25	1	None	P,S,T,M,VP SC	7		
123125	Sylhet City	09/19/2014	Active(1)	12	0	0	0	0.00%	12		7			P,S,VP	2		
64118	SYLHET EMINENT	03/27/2001	Active(2)	15	0	0	0	0.00%	15		1		2	M,VP,SC	7		
65260	SYLHET HOLYCITY	04/16/2002	Active(2)	15	0	0	0	0.00%	15		1	1	None	P,S,T,M,VP SC	7		
57395	SYLHET KUSHIARA	10/02/1995	Active(1)	15	0	0	0	0.00%	15		19	1	None	P,S,T,M,VP SC	7		
131252	Sylhet Rose	06/17/2017	Active	7	0	0	0	0.00%	7		17		7	R VP	7		
141335	Sylhet Shahjalal	04/24/2020	Active(1)	44	12	12	0	0.00%	25	4	4			S,T,M,VP,SC	7		
52831	SYLHET SURMA	04/01/1992	Active(2)	17	0	0	0	0.00%	17		42		None	P,S,T,M,VP SC	7		
78116	WARI GOLDEN	01/16/2004	Active	25	0	5	-5	-16.67%	30	2	7			VP,SC	24+		\$1,005.06

Clubs Cancelled Previous Fiscal Year – Clubs Cancelled within last 12 months may be reinstated

Club Number	Club Name	Charter Date	Current Status*	Cancellation Date
126103	Dhaka Arabi	11/04/2015	Cancelled(8*)	06/29/2024
128098	Dhaka Aristocrat Greater	06/29/2016	Cancelled(8*)	06/29/2024
128099	Dhaka Aristocrat Star	06/30/2016	Cancelled(8*)	06/29/2024
148663	Dhaka Blue Ocean	10/31/2021	Cancelled(8*)	06/29/2024
119632	Dhaka City Heart	06/18/2013	Cancelled(8*)	06/29/2024



# Club Health Assessment for District 315B1 through May 2025

Club Number			Club Name			Charter Date			Status					Membership					Reports					Finance		LCIF
									Current Member Count	YTD Members Added	YTD Members Dropped	YTD Net Growth	YTD Net Growth%	Member Count 12 Months Ago	Avg. length of service for dropped members	Months Since Last MMR ***	Yrs. Since Last Officer Report	President Rotation	Vice President Reported ****	Months Since Last Activity Report ***	Account Balance	Donations for current Fiscal Year				
									Number of times on status quo within last two years	If below 15 members appears			If net loss is greater than 20% appears			If no report in 3 months appears in			When more than one year appears in	Number of repeat terms	Notes the officers that do not have an active		If no report at 12 months appears in red			
Current Total Clubs Count	YTD New Clubs Count	YTD Cancelled Clubs Count	YTD Net Club Gain	Current Total Members Count	YTD Add	YTD Drop	YTD Net Growth	YTD Net Growth %	Member Count 12 Months Ago	Average Member Count Per Club	% of Clubs with less than 20 members	% No MMR in 3 Months	% No Officer Report in 12 Months	% of Clubs with balance 90+ days	Number of Clubs in Status Quo	% Status Quo Clubs in Financial Suspension	Number of Cancelled Clubs	Average Cancelled Club Age	Members Lost Due to Cancellation	% of Clubs Cancelled for Non-Financial Reasons						
183	52	2	50	4,658	1,800	743	1,057	29.35%	3,186	25	23%	55%	5%	1%	2	100%	2	33	42	-250%						

\* - P - Priority Club. Cancellation Reasons: 1-Objectives/conduct, 2-Non-active club, 5-Non-existing club, 6-Disbanding, 7-Merger, 8-Financial Suspension, 9-District/Multiple District Dues.

\*\* - Abbreviation: P-President, S-Secretary, T-Treasurer, M-Member Chairperson, VP-First Vice President, MC-Communications Chairperson, SC-Service Chairperson

\*\*\* - Abbreviation: N/R - Never reported using the Lions Clubs website, N/A - Not applicable, No password registered for the Lions Clubs website.

\*\*\*\* - Abbreviation: N - New, IP - Immediate Past, R - Repeat.





# Club Health Assessment for District 315B2 through May 2025

			Status	Membership						Reports					Finance		LCIF
Club Number	Club Name	Charter Date		Current Member Count	YTD Members Added	YTD Members Dropped	YTD Net Growth	YTD Net Growth%	Member Count 12 Months Ago	Avg. length of service for dropped members	Months Since Last MMR ***	Yrs. Since Last Officer Report	President Rotation	Vice President Reported ****	Months Since Last Activity Report ***	Account Balance	Donations for current Fiscal Year
			Number of times on status quo within last two years	If below 15 members appears				If net loss is greater than 20% appears			If no report in 3 months appears in	When more than one year appears in	Number of repeat terms	Notes the officers that do not have appears in an active	If no report at 12 months red		
Clubs less than two years old																	
156431	Dhaka Abacus	06/28/2024	Active	21	1	0	1	5.00%	0		5		2	N	M,VP,SC	7	
180356	Dhaka Agargaon	01/15/2025	Active	20	20	0	20	100.00%	0		1				M,VP,SC	N/R	
158136	Dhaka All Leaders	06/28/2024	Active	21	1	0	1	5.00%	0		2		2		T,M,VP,SC	N/A	
158137	Dhaka Aloy	05/27/2024	Active	20	0	0	0	0.00%	24		7		2	N	M,VP,SC	7	
180360	Dhaka Azimpur	01/21/2025	Active	20	20	0	20	100.00%	0		1				M,VP,SC	N/A	
155574	Dhaka Banani Kings	09/07/2023	Active(1)	16	0	0	0	0.00%	18		11		2	N	M,VP	19	
158146	Dhaka Banasree Kings	06/14/2024	Active	20	0	0	0	0.00%	0		1				T,M,VP,SC	N/R	
179082	Dhaka Banophool White	12/06/2024	Active	20	20	0	20	100.00%	0		5				T,M,VP,SC	N/R	
180374	Dhaka Baridhara	01/13/2025	Active	20	20	0	20	100.00%	0		1				M,VP,SC	N/R	
180370	Dhaka Bashabo	01/21/2025	Active	20	20	0	20	100.00%	0		1				M,VP,SC	N/R	
180304	Dhaka Bashundhara	01/13/2025	Active	20	20	0	20	100.00%	0		1				M,VP,SC	N/R	
158149	Dhaka Bijay Nagar	06/14/2024	Active	20	0	0	0	0.00%	0		11		2	N	S,T,M,VP,SC	N/R	
179901	Dhaka Black Diamond	01/07/2025	Active	20	20	0	20	100.00%	0		1				M,VP,SC	N/A	
158151	Dhaka Dakatiya Sky	06/05/2024	Active(1)	20	0	0	0	0.00%	0		0			IP	T,M,SC	N/A	
175622	Dhaka Elite Royal	09/10/2024	Active	20	20	0	20	100.00%	0		8				M,VP,SC	7	
155573	Dhaka Eminence	08/14/2023	Active	19	2	0	2	11.76%	20		7		2	N	S,T,M	2	
180294	Dhaka Femina	01/08/2025	Active	20	20	0	20	100.00%	0		0			N	M,VP,SC	N/R	
158155	Dhaka Friends Zone Ideal City	05/27/2024	Active	20	0	0	0	0.00%	20		1				T,M,VP,SC	N/A	
158156	Dhaka Great Town	06/05/2024	Active(1)	20	0	0	0	0.00%	0		1		2		T,M,VP,SC	N/A	
180365	Dhaka Gulshan	01/13/2025	Active	20	20	0	20	100.00%	0		0				M,VP,SC	N/A	
180323	Dhaka Gulshan Central	01/13/2025	Active	20	20	0	20	100.00%	0		0				M,VP,SC	N/R	
180967	Dhaka Gulshan Credence	02/25/2025	Active	20	20	0	20	100.00%	0		3				M,VP,SC	N/A	
180347	Dhaka Gulshan Pioneer	01/13/2025	Active	20	20	0	20	100.00%	0		0				M,VP,SC	N/A	
180240	Dhaka Gulshan South	01/06/2025	Active	20	20	0	20	100.00%	0		0				M,VP,SC	N/R	



# Club Health Assessment for District 315B2 through May 2025

			Status	Membership						Reports					Finance	LCIF	
Club Number	Club Name	Charter Date		Current Member Count	YTD Members Added	YTD Members Dropped	YTD Net Growth	YTD Net Growth%	Member Count 12 Months Ago	Avg. length of service for dropped members	Months Since Last MMR ***	Yrs. Since Last Officer Report	President Rotation	Vice President Reported ****	Months Since Last Activity Report ***	Account Balance	Donations for current Fiscal Year
			Number of times on status quo within last two years	If below 15 members appears			If net loss is greater than 20% appears				If no report in 3 months appears in	When more than one year appears in	Number of repeat terms	Notes the officers that do not have an active	If no report at 12 months appears in red		
180292	Dhaka Harmony	01/08/2025	Active	20	20	0	20	100.00%	0		0			M,VP,SC	N/R	90+ Days	
180244	Dhaka Hatirjheel	01/06/2025	Active	20	20	0	20	100.00%	0		0			T,M,VP,SC	N/A		
180368	Dhaka Hatirpool	01/15/2025	Active	20	20	0	20	100.00%	0		0			M,VP,SC	N/R		
179903	Dhaka Horizon	01/06/2025	Active	20	20	0	20	100.00%	0		1			M,VP,SC	N/R		
180303	Dhaka Iconic	01/13/2025	Active	20	20	0	20	100.00%	0		0			M,VP,SC	N/R		
179402	Dhaka Infinity	10/31/2024	Active	20	20	0	20	100.00%	0		0			T,M,VP,SC	6		
179432	Dhaka Inspire	01/06/2025	Active	21	21	0	21	100.00%	0		0			M,VP,SC	N/R		
180366	Dhaka Kalabagan	01/21/2025	Active	20	20	0	20	100.00%	0		1			M,VP,SC	N/A		
180367	Dhaka Khilgaon	01/21/2025	Active	20	20	0	20	100.00%	0		1			M,VP,SC	N/A		
180355	Dhaka Mirpur	01/15/2025	Active	20	20	0	20	100.00%	0		1			M,VP,SC	N/A		
180243	Dhaka Mohakhali	01/06/2025	Active	20	20	0	20	100.00%	0		0			T,M,VP,SC	N/A		
180300	Dhaka Mohammadpur	01/13/2025	Active	20	20	0	20	100.00%	0		1			M,VP,SC	N/R		
158133	Dhaka Motijheel Shopno Kuthir	06/14/2024	Active	20	0	0	0	0.00%	0		1		2	T,M,VP,SC	N/A		
180301	Dhaka Mymensingh	01/13/2025	Active	20	20	0	20	100.00%	0		0			M,VP,SC	N/R		
179077	Dhaka Niketan	11/12/2024	Active	20	20	0	20	100.00%	0		1			N SC	4		
180302	Dhaka North City	01/13/2025	Active	20	20	0	20	100.00%	0		0			M,VP,SC	N/R		
180359	Dhaka Panthapath	01/21/2025	Active	20	20	0	20	100.00%	0		1			M,VP,SC	N/A		
158103	Dhaka Rampura	06/14/2024	Active	20	0	0	0	0.00%	0		11			T,M,VP,SC	N/A		
158171	Dhaka Rampura Kings	06/14/2024	Active	20	0	0	0	0.00%	0		11		2	M,VP,SC	N/R		
181151	Dhaka Royal	02/27/2025	Active	20	20	0	20	100.00%	0		0			M,VP,SC	N/A		
155017	Dhaka Sangu Valley	08/11/2023	Active	10	0	0	0	0.00%	15		11			N P,S,T,M	7		
158167	Dhaka Segunbagica	06/05/2024	Active(1)	20	0	0	0	0.00%	0		1		2	M,VP,SC	N/A		
180570	Dhaka Shahbagh	01/28/2025	Active	20	20	0	20	100.00%	0		0			M,VP,SC	N/R		
180369	Dhaka Shahjahanpur	01/21/2025	Active	20	20	0	20	100.00%	0		0			M,VP,SC	N/R		
180358	Dhaka Shantinagar	01/13/2025	Active	20	20	0	20	100.00%	0		0			M,VP,SC	N/A		



# Club Health Assessment for District 315B2 through May 2025

			Status	Membership						Reports					Finance		LCIF
Club Number	Club Name	Charter Date		Current Member Count	YTD Members Added	YTD Members Dropped	YTD Net Growth	YTD Net Growth%	Member Count 12 Months Ago	Avg. length of service for dropped members	Months Since Last MMR ***	Yrs. Since Last Officer Report	President Rotation	Vice President Reported ****	Months Since Last Activity Report ***	Account Balance	Donations for current Fiscal Year
			Number of times on status quo within last two years	If below 15 members appears			If net loss is greater than 20% appears				If no report in 3 months appears in	When more than one year appears in	Number of repeat terms	Notes the officers that do not have an active	If no report at 12 months appears in red		
180373	Dhaka Sher e Bangla Nagar	01/15/2025	Active	20	20	0	20	100.00%	0		1			M,VP,SC	N/A	90+ Days	
180361	Dhaka Tejgaon	01/15/2025	Active	20	20	0	20	100.00%	0		0			M,VP,SC	N/A		
180966	Dhaka Tilottama	02/25/2025	Active	20	20	0	20	100.00%	0		3			M,VP,SC	N/A		
174486	Dhaka Uttara Central	10/08/2024	Status Quo(1)	20	20	0	20	100.00%	0		7			T,M,VP,SC	N/A		
180571	Dhaka Uttara East	01/28/2025	Active	20	20	0	20	100.00%	0		4			M,VP,SC	N/A		
174483	Dhaka Uttara North	08/02/2024	Active	20	20	0	20	100.00%	0		9			T,VP,SC	N/R		
180572	Dhaka Uttara West	01/28/2025	Active	20	20	0	20	100.00%	0		0			M,VP,SC	N/A		
180371	Dhaka Vatarā	01/21/2025	Active	20	20	0	20	100.00%	0		0			M,VP,SC	N/R		
180362	DHAKA WARI	01/15/2025	Active	20	20	0	20	100.00%	0		0			M,VP,SC	N/R		
180357	Dhaka Zoomers	01/13/2025	Active	20	20	0	20	100.00%	0		0			M,VP,SC	N/A		
181248	Feni Chhagalnaiya	03/06/2025	Newly Chartered	20	20	0	20	100.00%	0		0			M,VP,SC	N/A		
181247	Feni Daganbhuiyan	03/10/2025	Newly Chartered	20	20	0	20	100.00%	0		0			M,VP,SC	N/A		
179385	Feni Fazilpur	01/02/2025	Active	20	20	0	20	100.00%	0		0			T,M,VP,SC	N/R		
181153	Feni Fulgazi	02/27/2025	Active	20	20	0	20	100.00%	0		0			M,VP,SC	N/R		
181154	Feni Mohipal	02/27/2025	Active	20	20	0	20	100.00%	0		0			M,VP,SC	N/R		
181250	Feni Parshuram	03/10/2025	Newly Chartered	20	20	0	20	100.00%	0		0			M,VP,SC	N/A		
179383	FENI SARISHADI	10/31/2024	Active	20	20	0	20	100.00%	0		0			T,M,VP,SC	N/A		
181251	Feni Sonagazi	03/06/2025	Newly Chartered	20	20	0	20	100.00%	0		0			M,VP,SC	N/A		
158169	Lakshmipur Greater	06/28/2024	Active	23	3	0	3	15.00%	0		2		2	T,M,VP,SC	N/A		
178151	Laxmipur Down Town	08/29/2024	Status Quo(1)	20	20	0	20	100.00%	0		6			N M,VP,SC	N/R	90+ Days	
174993	Noakhali City	08/01/2024	Active	23	23	0	23	100.00%	0		0			N T,SC	1		
155245	Noakhali Majidee	08/18/2023	Active	23	1	0	1	4.55%	28		4			N VP,SC	15		
180440	Noakhali Senbag	01/21/2025	Active	20	20	0	20	100.00%	0		0			M,VP,SC	2		




# Club Health Assessment for District 315B2 through May 2025

			Status	Membership							Reports					Finance	LCIF
Club Number	Club Name	Charter Date		Current Member Count	YTD Members Added	YTD Members Dropped	YTD Net Growth	YTD Net Growth%	Member Count 12 Months Ago	Avg. length of service for dropped members	Months Since Last MMR ***	Yrs. Since Last Officer Report	President Rotation	Vice President Reported ****	Months Since Last Activity Report ***	Account Balance	Donations for current Fiscal Year
			Number of times on status quo within last two years	If below 15 members appears			If net loss is greater than 20% appears				If no report in 3 months appears in	When more than one year appears in	Number of repeat terms	Notes the officers that do not have an active	If no report at 12 months appears in red		
Clubs more than two years old																	
99949	DHAKA AMBASSADOR	07/23/2007	Active	24	0	1	-1	-4.00%	25	7	0			P,S,T,M,VP SC	24+		
Exc Award (06/30/2023)																	
135604	Dhaka Ambassador Diamond	07/23/2018	Active	16	0	0	0	0.00%	18		11			P,S,T,M,VP SC	24+		
131589	Dhaka Ambassador Gold	07/12/2017	Active(1)	20	2	2	0	0.00%	20	5	4			T,M,VP,SC	15		
152404	Dhaka Ambassador Golden	08/31/2022	Active	9	0	0	0	0.00%	9		17	1	None	P,S,T,M,VP SC	N/A		
135596	Dhaka Ambassador Platinum	07/23/2018	Active	37	9	7	2	5.71%	25	3	0		R	S,T	6		
124560	Dhaka Ambassador Star	04/13/2015	Active	21	0	0	0	0.00%	20		3			T,VP,SC	19		\$985.11
83152	DHAKA ANAMICA	07/15/2004	Active	15	0	0	0	0.00%	15		1		2	P,M,VP,SC	24+		
55515	DHAKA ANGELS	04/01/1994	Active	18	0	0	0	0.00%	18		1		2	T,M,VP,SC	7		
125622	Dhaka Angels Gold	08/20/2015	Cancelled(8*)	0	0	25	-25	-100.00%	25	9	9	1	None	P,S,T,M,VP SC	24+	90+ Days	
150268	Dhaka Arambagh	04/05/2022	Active(1)	28	0	0	0	0.00%	28		1		4	T,M,VP,SC	N/R		
105356	DHAKA ARAMBAGH ANGELS	05/01/2009	Active(1)	29	0	0	0	0.00%	28		1			T,M,VP,SC	24+		
150269	Dhaka Arambagh South	04/05/2022	Active(1)	25	0	0	0	0.00%	25		1			S,T,M,VP,SC	N/R		
144506	Dhaka Arambagh Warriors	12/30/2020	Active(2)	26	3	0	3	13.04%	0		1		2	T,M,VP,SC	N/R		
152638	Dhaka Ashulia Orbit	12/26/2022	Active	19	0	0	0	0.00%	19		1		3	M,VP,SC	N/A		
150072	Dhaka Bangshi	03/09/2022	Active(1)	15	0	0	0	0.00%	15		1		2	N	T,SC	7	
54124	DHAKA BANOPHOOL	02/22/1993	Active(1)	28	0	3	-3	-9.68%	31	4	4		2	S,T,M,VP	24+		
63921	DHAKA BANOPHOOL GREEN	01/12/2001	Active(1)	23	0	0	0	0.00%	23		1			M,VP,SC	24+		
122434	Dhaka Black Shade	06/18/2014	Active	47	9	2	7	17.50%	32	4	0			R	M	2	
143074	Dhaka Black Shadow	09/29/2020	Active	25	0	0	0	0.00%	25		3		2	N	VP	6	
39923	DHAKA BLUES	05/01/1981	Active	39	3	0	3	8.33%	39		1			N		17	
147908	Dhaka Blues New Heritage	08/10/2021	Active	27	0	0	0	0.00%	27		1		2	R	P	24+	
Exc Award (06/30/2022)																	
150071	Dhaka Brahmaputra	03/09/2022	Active(1)	15	0	0	0	0.00%	15		1		3	S,T,M,VP,SC	N/R		



# Club Health Assessment for District 315B2 through May 2025

			Status	Membership						Reports					Finance		LCIF	
Club Number	Club Name	Charter Date		Current Member Count	YTD Members Added	YTD Members Dropped	YTD Net Growth	YTD Net Growth%	Member Count 12 Months Ago	Avg. length of service for dropped members	Months Since Last MMR ***	Yrs. Since Last Officer Report	President Rotation	Vice President Reported ****	Months Since Last Activity Report ***	Account Balance	Donations for current Fiscal Year	
			Number of times on status quo within last two years	If below 15 members appears				If net loss is greater than 20% appears			If no report in 3 months appears in	When more than one year appears in	Number of repeat terms	Notes the officers that do not have an active	If no report at 12 months red			
48521	DHAKA BURIGANGA	05/02/1988	Active	19	0	0	0	0.00%	19		1		2	N	VP	17		
63608	DHAKA BURIGANGA CITY	10/03/2000	Active(2)	16	0	0	0	0.00%	16		3		2		M,VP,SC	24+		
144536	Dhaka Buriganga East	12/30/2020	Active	10	0	0	0	0.00%	10		1			N	SC	24+		
144537	Dhaka Buriganga North	12/30/2020	Active(1)	7	0	0	0	0.00%	7		0		2		VP	2		
120319	Dhaka Buriganga Prime	09/12/2013	Active	26	0	0	0	0.00%	26		9		2	R		21		
144538	Dhaka Buriganga South	12/30/2020	Active(1)	9	0	0	0	0.00%	0		1				T,M,VP,SC	17		
144540	Dhaka Buriganga West	12/30/2020	Active(1)	12	0	0	0	0.00%	10		1			IP	SC	N/R		
60185	DHAKA CAPITAL CITY	12/20/1997	Active	25	0	0	0	0.00%	28		11				P,S,T,VP,SC	24+		
144258	Dhaka Celebrity	12/23/2020	Active	25	0	0	0	0.00%	25		0		2	N	VP,SC	6		
65146	DHAKA CENTRAL	03/12/2002	Active	27	0	0	0	0.00%	27		8			N	M,VP,SC	24+		\$1,204.96
47447	DHAKA CENTRAL EAST	06/01/1987	Active(1)	26	3	2	1	4.00%	25	0	0		2	R	T,VP	0		
123499	Dhaka Central Pioneer	10/30/2014	Active	37	2	0	2	5.71%	35		0		2	R	T,M	4		\$1,004.06
	Exc Award (06/30/2022)																	
135591	Dhaka Central Rupnagar	07/23/2018	Active	17	0	0	0	0.00%	17		7		2		P,M,VP,SC	18		
146945	Dhaka Chawkbazar Territory	07/12/2021	Active	27	0	0	0	0.00%	27		1		2	R	T,VP,SC	8		
29179	DHAKA COSMOPOLITAN	04/12/1974	Active	25	0	0	0	0.00%	25		9		3		S,M,VP,SC	7		
89183	DHAKA CROWN	08/25/2005	Status Quo(1)	35	0	0	0	0.00%	35		5		3		S,T,M,VP,SC	24+	90+ Days	
130455	Dhaka Crystal Palace	05/16/2017	Active	26	0	0	0	0.00%	26		12			N	T,VP,SC	13		
150076	Dhaka Dakatiya	03/09/2022	Active(2)	15	0	0	0	0.00%	15		1			N	S,SC	N/R		
150069	Dhaka Dhaleshwari	03/09/2022	Active(1)	25	0	0	0	0.00%	25		1			N	T	7		
147150	Dhaka Dynamic Legend	07/12/2021	Active(1)	25	0	0	0	0.00%	25		1			N	S,T,M,VP,SC	24+		
150270	Dhaka Fakirapool	04/05/2022	Active(1)	25	0	0	0	0.00%	25		1		2		S,M,VP,SC	N/R		
131835	Dhaka Friends Alliance	07/12/2017	Active(1)	45	0	0	0	0.00%	45		1			N	T,VP	7		
146944	Dhaka Friends Zone	07/12/2021	Active	26	0	0	0	0.00%	26		1			R	P,VP	10		
147736	Dhaka Gandaria	07/28/2021	Active(1)	26	0	0	0	0.00%	26		1		2		S,T,M,VP,SC	24+		



# Club Health Assessment for District 315B2 through May 2025

			Status	Membership						Reports					Finance		LCIF	
Club Number	Club Name	Charter Date		Current Member Count	YTD Members Added	YTD Members Dropped	YTD Net Growth	YTD Net Growth%	Member Count 12 Months Ago	Avg. length of service for dropped members	Months Since Last MMR ***	Yrs. Since Last Officer Report	President Rotation	Vice President Reported ****	Months Since Last Activity Report ***	Account Balance	Donations for current Fiscal Year	
			Number of times on status quo within last two years	If below 15 members appears					If net loss is greater than 20% appears		If no report in 3 months appears in	When more than one year appears in	Number of repeat terms	Notes the officers that do not have an active	If no report at 12 months appears in red			
145769	Dhaka Global Star	04/21/2021	Active	29	0	0	0	0.00%	29		1		2	S,T,M,VP,SC	24+	90+ Days		
59627	DHAKA GLYDIA	05/28/1997	Active(1)	20	0	0	0	0.00%	20		1			N	T,M,VP,SC		5	
147827	Dhaka Glydia Green	08/20/2021	Active	26	0	0	0	0.00%	26		11		2	N	S,T,VP,SC		24+	
49856	DHAKA GOLDEN	09/19/1989	Active	25	0	0	0	0.00%	25		1				S,T,VP		24+	
131700	Dhaka Green	07/12/2017	Status Quo(1)	20	0	0	0	0.00%	20		28	1	None		P,S,T,M,VP SC		24+	
106099	DHAKA GREEN EARTH	07/17/2009	Active	20	0	0	0	0.00%	20		1				P,M,VP,SC		24+	
60105	DHAKA HEAVEN	11/17/1997	Active(1)	18	31	30	1	5.88%	23	9	0		2		S,T,M,VP,SC		9	
118080	DHAKA ICON	10/23/2012	Active	36	1	0	1	2.86%	25		0		2	N	S,T		4	
145670	Dhaka Jatrabari	04/23/2021	Active(1)	25	0	0	0	0.00%	25		1		2	N	VP		8	
150075	Dhaka Kangsha	03/10/2022	Active(1)	15	0	0	0	0.00%	15		1		3		S,T,M,VP,SC		N/R	
150077	Dhaka Karnaphuli	03/09/2022	Active(1)	17	2	0	2	13.33%	15		1		3	N	M,VP,SC		N/A	
121167	Dhaka Kingshuk	01/21/2014	Active	20	0	0	0	0.00%	23		1				P,S,T,M,VP SC		24+	
125513	Dhaka Lalmatia	07/29/2015	Active	35	0	0	0	0.00%	35		1			N	VP		4	
135106	Dhaka Lalmatia Blue	06/17/2018	Active	35	0	0	0	0.00%	35		9		2	N			5	
135107	Dhaka Lalmatia Red	06/17/2018	Active	35	0	0	0	0.00%	35		1			N	VP,SC		5	
135109	Dhaka Lalmatia Yellow	06/17/2018	Active	45	0	0	0	0.00%	45		0			N	M,VP		5	
152453	Dhaka Madardoho	09/01/2022	Active(2)	10	0	0	0	0.00%	0		1		3		M,VP,SC		N/A	
150074	Dhaka Madhumati	03/09/2022	Active(1)	15	0	0	0	0.00%	15		1		3	N	T,M,VP,SC		8	
126119	Dhaka Malibagh	11/06/2015	Active	37	0	0	0	0.00%	37		4				M,VP,SC	7		
111685	DHAKA MASTERMIND	07/22/2011	Active	15	0	0	0	0.00%	15		11		4	N	M,SC	7		
145676	Dhaka Matuail	04/30/2021	Active	25	0	0	0	0.00%	25		1		2	N	M	8		
131594	Dhaka Mavericks	07/12/2017	Active	26	1	0	1	4.00%	25		3		2		M,VP,SC	7		
150289	Dhaka Mavericks East	04/01/2022	Active(1)	35	0	0	0	0.00%	35		1		4	N	S,T,M,SC	7		
144543	Dhaka Mavericks Kings	12/30/2020	Active(1)	78	0	0	0	0.00%	85		1			N	T	19		
150292	Dhaka Mavericks Sky	04/01/2022	Active(2)	10	0	0	0	0.00%	0		5				T,M,VP,SC	19		



# Club Health Assessment for District 315B2 through May 2025

			Status	Membership						Reports					Finance	LCIF	
Club Number	Club Name	Charter Date		Current Member Count	YTD Members Added	YTD Members Dropped	YTD Net Growth	YTD Net Growth%	Member Count 12 Months Ago	Avg. length of service for dropped members	Months Since Last MMR ***	Yrs. Since Last Officer Report	President Rotation	Vice President Reported ****	Months Since Last Activity Report ***	Account Balance	Donations for current Fiscal Year
			Number of times on status quo within last two years	If below 15 members appears				If net loss is greater than 20% appears			If no report in 3 months appears in	When more than one year appears in	Number of repeat terms	Notes the officers that do not have an active	If no report at 12 months red		
150288	Dhaka Mavericks South	04/01/2022	Active(1)	10	0	0	0	0.00%	0		1		2	T,M,VP,SC	19		
150293	Dhaka Mavericks West	04/01/2022	Active(1)	10	0	0	0	0.00%	0		1		3	M,VP,SC	N/A		
111684	DHAKA MID VALLEY	07/20/2011	Active(1)	15	0	0	0	0.00%	15		6			T,M,VP,SC	4		
131593	Dhaka Mid Valley Green	07/12/2017	Active	36	1	0	1	2.86%	35		3		N	T,VP,SC	4		\$2,009.78
144259	Dhaka Mid Valley Pioneer	12/28/2020	Active	35	0	0	0	0.00%	35		1		N	SC	7		
144260	Dhaka Mid Valley Star	12/28/2020	Active	45	0	0	0	0.00%	45		8		N		7		
108268	DHAKA MIDCITY CAMPUS	05/05/2010	Active	35	0	0	0	0.00%	35		8		2	VP,SC	18		
139240	Dhaka Midcity Credence	07/12/2019	Active	28	3	0	3	12.00%	25		1		2	M,VP,SC	4		
101723	DHAKA MIDTOWN	06/16/2008	Active	41	6	3	3	7.89%	38	22	0		N	T	4		
144474	Dhaka Midtown Allied	12/28/2020	Active	35	0	0	0	0.00%	35		1		3	N	M,SC	6	
144353	Dhaka Midtown Elite	01/13/2021	Active	45	0	0	0	0.00%	45		1		N	M	6		
144354	Dhaka Midtown Pioneer	12/28/2020	Active	48	0	0	0	0.00%	45		0		2	N	M,SC	4	
144355	Dhaka Midtown Pride	12/28/2020	Active	46	0	0	0	0.00%	46		4		N	M,VP	7		
144475	Dhaka Midtown Supreme	01/13/2021	Active	46	0	0	0	0.00%	46		1		N	M	4		
131701	Dhaka Mohanagor	07/12/2017	Active	28	0	0	0	0.00%	28		1		2	N	T,M,VP	8	
134580	Dhaka Morning Sun	05/02/2018	Active	17	1	0	1	6.25%	16		0		N	T,M,VP	24+		
25904	DHAKA MOTIJHEEL	07/13/1973	Active	17	0	0	0	0.00%	17		3			S,VP,SC	19		\$50.00
150271	Dhaka Motijheel Dilkusha	04/05/2022	Active(2)	26	0	0	0	0.00%	0		1		4	R	S,T,M,VP,SC	N/A	
57590	DHAKA MOTIJHEEL ORCHID	12/05/1995	Active	26	0	0	0	0.00%	26		0		2		T,M,VP,SC	24+	\$6,999.43
111686	DHAKA MOTIJHEEL ROYAL	07/22/2011	Active(1)	16	0	0	0	0.00%	16		1		4	N	T,M	9	
139236	Dhaka Motijheel Royal Platinum	07/12/2019	Active(1)	10	0	0	0	0.00%	10		0		3	N	SC	21	
144544	Dhaka Motijheel Royal Premium	01/11/2021	Active(2)	47	0	0	0	0.00%	52		1		N	T	24+		
152830	Dhaka Munshiganj Pioneer	11/07/2022	Status Quo(1)	20	0	1	-1	-4.76%	21	2	0			VP,SC	N/R	90+ Days	
150272	Dhaka Nayapaltan South	04/05/2022	Active(2)	25	0	0	0	0.00%	0		1		4		T,M,VP,SC	N/A	





# Club Health Assessment for District 315B2 through May 2025

			Status	Membership							Reports					Finance	LCIF	
Club Number	Club Name	Charter Date		Current Member Count	YTD Members Added	YTD Members Dropped	YTD Net Growth	YTD Net Growth%	Member Count 12 Months Ago	Avg. length of service for dropped members	Months Since Last MMR ***	Yrs. Since Last Officer Report	President Rotation	Vice President Reported ****	Months Since Last Activity Report ***	Account Balance	Donations for current Fiscal Year	
			Number of times on status quo within last two years	If below 15 members appears					If net loss is greater than 20% appears			If no report in 3 months appears in	When more than one year appears in	Number of repeat terms	Notes the officers that do not have an active	If no report at 12 months appears in red		
110435	DHAKA NEW CASSLE	02/25/2011	Active	55	0	0	0	0.00%	55		1			N	M,SC	6	90+ Days	
59976	DHAKA ORBIT	09/24/1997	Active	10	0	0	0	0.00%	10		0				S,M,VP,SC	24+		
53598	DHAKA PARADISE	08/17/1992	Active(1)	28	3	3	0	0.00%	30	1	3			N	M,SC	14		
109372	DHAKA PARADISE GOLD	09/28/2010	Active	25	2	2	0	0.00%	25	0	1			R	T,VP,SC	7		
131595	Dhaka Paradise Prime	07/12/2017	Active	22	0	0	0	0.00%	22		13				M,VP,SC	19		
144679	Dhaka Paradise Prime Uttara	12/30/2020	Active(2)	68	0	0	0	0.00%	75		1			N	M	N/R		
142087	Dhaka Paradise Star	07/07/2020	Status Quo(1)	25	0	0	0	0.00%	25		13	1	None		P,S,T,M,VP SC	24+		
40383	DHAKA PROGRESSIVE	09/03/1981	Active	46	0	0	0	0.00%	46		1		3		T,M,VP,SC	24+		
129323	Dhaka Purbachal	11/07/2016	Active	55	0	0	0	0.00%	55		1			N		7		
139241	Dhaka Purbachal Rangdhanu	07/12/2019	Active	27	0	0	0	0.00%	27		1			N		9		
144504	Dhaka Purbachal Rangers	12/30/2020	Active(1)	75	0	0	0	0.00%	75		1		2	N	S,M,VP,SC	24+		
144505	Dhaka Purbachal Reinforce	12/30/2020	Active(1)	15	0	0	0	0.00%	15		1		3		T,M,VP,SC	24+		
139239	Dhaka Purbachal Rising Star	07/18/2019	Active(1)	35	0	0	0	0.00%	35		1			N	P,VP	8		
150073	Dhaka Rupsha	03/09/2022	Active(1)	15	0	0	0	0.00%	15		1		3		S,M,VP,SC	N/R		
97007	DHAKA SHARIATPUR CENTRAL	04/25/2006	Active	43	0	0	0	0.00%	45		11			R	T	24+		
150068	Dhaka Shitalakshya	03/09/2022	Active(1)	16	1	0	1	6.67%	15		1		3	N	M,SC	9		
147667	Dhaka South Bangla	07/27/2021	Active	35	0	0	0	0.00%	35		1			N	M,VP,SC	5		
135541	Dhaka Sparkle	07/30/2018	Active	35	0	0	0	0.00%	35		4			N	VP,SC	18		
133892	Dhaka Standard Angelica	03/06/2018	Active	46	0	0	0	0.00%	45		0				T,VP,SC	4		
133893	Dhaka Standard Blubell	03/06/2018	Active	46	0	0	0	0.00%	45		0			R	VP	13		
133894	Dhaka Standard Butterfly	03/06/2018	Active	47	0	0	0	0.00%	45		1		2	N	SC	12		
133895	Dhaka Standard Gladiolus	03/06/2018	Active	3	0	0	0	0.00%	3		1		2		T,M,VP,SC	13		
133896	Dhaka Standard Green	03/06/2018	Active	45	0	0	0	0.00%	45		1			N	VP	13		
133897	Dhaka Standard Magnolia	03/06/2018	Active	45	0	0	0	0.00%	45		4		4	N	SC	4		
78767	DHAKA SUNFLOWER	04/12/2004	Active	35	1	0	1	2.94%	25		0			N	T,M,VP,SC	24+		



# Club Health Assessment for District 315B2 through May 2025

			Status	Membership							Reports					Finance		LCIF
Club Number	Club Name	Charter Date		Current Member Count	YTD Members Added	YTD Members Dropped	YTD Net Growth	YTD Net Growth%	Member Count 12 Months Ago	Avg. length of service for dropped members	Months Since Last MMR ***	Yrs. Since Last Officer Report	President Rotation	Vice President Reported ****	Months Since Last Activity Report ***	Account Balance	Donations for current Fiscal Year	
			Number of times on status quo within last two years	If below 15 members appears				If net loss is greater than 20% appears			If no report in 3 months appears in	When more than one year appears in	Number of repeat terms		Notes the officers that do not have an active	If no report at 12 months appears in red		
150070	Dhaka Turag	03/09/2022	Active(1)	15	0	0	0	0.00%	15		12				M,VP,SC	N/A		
139238	Dhaka Upbeat Blues	07/12/2019	Active	15	0	0	0	0.00%	15		1		6	N	T,VP,SC	24+	90+ Days	
144261	Dhaka Uttara City	12/21/2020	Active	35	0	0	0	0.00%	35		4			N	VP	7		
135110	Dhaka Vision	06/18/2018	Active	45	0	0	0	0.00%	45		1		3	N	M,VP	4		
62615	FENI	12/28/1999	Active	26	0	0	0	0.00%	26		2		2	N	S,T,M,VP,SC	6		
147701	Feni Central	08/04/2021	Active	25	0	0	0	0.00%	25		3		2	R	S,T,M,SC	24+	90+ Days	
147857	Feni City	08/06/2021	Active	28	7	0	7	33.33%	21		1		2		T,M,VP,SC	N/R	90+ Days	
152364	Feni Gold	08/30/2022	Active	16	0	0	0	0.00%	22		1		3	R	M,SC	N/R		
97600	FENI MUHURI	08/07/2006	Active	36	11	0	11	44.00%	25		3		2		T,M,VP,SC	7		
78769	FENI ORCHID	04/12/2004	Active	26	0	0	0	0.00%	26		38				S,T,M,VP,SC	24+		
138596	Lakshmipur Central	06/24/2019	Cancelled(8*)	0	0	19	-19	-100.00%	19	4	5		None		P,S,T,M,VP SC	21	90+ Days	
152639	Lakshmipur City	09/20/2022	Active	28	0	3	-3	-9.68%	31	3	2			N	P,T,M,VP,SC	24+		
133011	Noakhali	10/31/2017	Active	26	1	5	-4	-13.33%	35	6	0			N	T,M	21		
60207	NOAKHALI GREATER	12/17/1997	Active	45	1	1	0	0.00%	45	0	2				M,VP,SC	2		
135589	Senbag Central	07/23/2018	Active(1)	36	0	0	0	0.00%	38		1		2		S,M,VP,SC	21		

Clubs Cancelled Previous Fiscal Year – Clubs Cancelled within last 12 months may be reinstated

Club Number	Club Name	Charter Date	Current Status*	Cancellation Date
152405	Dhaka Ambassador North	08/31/2022	Cancelled(8*)	04/29/2024
144612	Dhaka Central East West	01/04/2021	Cancelled(8*)	11/29/2023
57434	DHAKA CITY JAHANGIRNAGAR	10/18/1995	Cancelled(8*)	06/29/2024
150291	Dhaka Mavericks North	04/01/2022	Cancelled(8*)	12/29/2023
144767	Dhaka Motijheel Orchid South	01/04/2021	Cancelled(8*)	12/29/2023
53629	DHAKA SHAHBAGH CENTRAL	08/25/1992	Cancelled(8*)	06/29/2024
152406	Dhaka South East	09/01/2022	Cancelled(8*)	06/29/2024



# Club Health Assessment for District 315B2 through May 2025

Club NumberClub NameCharter Date			Status	Membership								Reports				Finance		LCIF		
				Current Member Count	YTD Members Added	YTD Members Dropped	YTD Net Growth	YTD Net Growth%	Member Count 12 Months Ago	Avg. length of service for dropped members	Months Since Last MMR ***	Yrs. Since Last Officer Report	President Rotation	Vice President Reported ****	Months Since Last Activity Report ***	Account Balance	Donations for current Fiscal Year			
			Number of times on status quo within last two years	If below 15 members appears				If net loss is greater than 20% appears				If no report in 3 months appears in	When more than one year appears in	Number of repeat terms	Notes the officers that do not have an active	If no report at 12 months appears in red				
147096	Dhaka Titas	07/04/2021	Cancelled(8*)	06/29/2024																
152363	Feni Glorious	09/05/2022	Cancelled(8*)	06/29/2024																
Current Total Clubs Count	YTD New Clubs Count	YTD Cancelled Clubs Count	YTD Net Club Gain	Current Total Members Count	YTD Add	YTD Drop	YTD Net Growth	YTD Net Growth %	Member Count 12 Months Ago	Average Member Count Per Club	% of Clubs with less than 20 members	% No MMR in 3 Months	% No Officer Report in 12 Months	% of Clubs with balance 90+ days	Number of Clubs in Status Quo	% Status Quo Clubs in Financial Suspension	Number of Cancelled Clubs	Average Cancelled Club Age	Members Lost Due to Cancellation	% of Clubs Cancelled for Non-Financial Reasons
205	55	2	53	5,177	1,216	109	1,107	27.20%	3,752	25	20%	27%	1%	5%	6	100%	2	45	44	-450%

\* - P - Priority Club. Cancellation Reasons: 1-Objectives/conduct, 2-Non-active club, 5-Non-existing club, 6-Disbanding, 7-Merger, 8-Financial Suspension, 9-District/Multiple District Dues.

\*\* - Abbreviation: P-President, S-Secretary, T-Treasurer, M-Member Chairperson, VP-First Vice President, MC-Communications Chairperson, SC-Service Chairperson

\*\*\* - Abbreviation: N/R - Never reported using the Lions Clubs website, N/A - Not applicable, No password registered for the Lions Clubs website.

\*\*\*\* - Abbreviation: N - New, IP - Immediate Past, R - Repeat.



# Club Health Assessment for District 315B3 through May 2025

			Status		Membership						Reports					Finance		LCIF
Club Number	Club Name	Charter Date		Current Member Count	YTD Members Added	YTD Members Dropped	YTD Net Growth	YTD Net Growth%	Member Count 12 Months Ago	Avg. length of service for dropped members	Months Since Last MMR ***	Yrs. Since Last Officer Report	President Rotation	Vice President Reported ****	Months Since Last Activity Report ***	Account Balance	Donations for current Fiscal Year	
			Number of times on status quo within last two years	If below 15 members appears				If net loss is greater than 20% appears			If no report in 3 months appears in	When more than one year appears in	Number of repeat terms	Notes the officers that do not have appears in an active	If no report at 12 months red			
Clubs less than two years old																		
179051	Ashuganj Town	11/25/2024	Cancelled(8*)	0	20	20	0	0.00%	0	3	0		None	P,S,T,M,VP SC	N/A	90+ Days		
179052	Brahmanbaria Town	11/22/2024	Cancelled(8*)	0	20	20	0	0.00%	0	3	0		None	P,S,T,M,VP SC	N/R	90+ Days		
155065	Chandpur	08/14/2023	Active(1)	20	0	0	0	0.00%	20		2		2	N	M,VP,SC	2		
179049	Chandpur Ruposhi	11/03/2024	Cancelled(8*)	0	20	20	0	0.00%	0	4	0		None	P,S,T,M,VP SC	N/A	90+ Days		
153258	Cumilla City	06/16/2023	Status Quo(1)	15	0	0	0	0.00%	15		11		3	S,T,M,VP,SC	N/R	90+ Days		
179048	Cumilla Glorious	10/28/2024	Active(1)	20	20	0	20	100.00%	0		7			T,M,VP,SC	N/R			
181176	Dhaka Agargaon	03/03/2025	Newly Chartered	20	20	0	20	100.00%	0		2			VP,SC	N/R			
152546	Dhaka Bangshal City	06/19/2023	Active(1)	15	0	0	0	0.00%	15		1		3	S,T,M,VP,SC	N/A			
152449	Dhaka Bashundhara City	06/16/2023	Active(2)	15	0	0	0	0.00%	15		17		3	S,T,M,VP,SC	N/R			
180929	Dhaka Central Afenis	03/04/2025	Newly Chartered	20	20	0	20	100.00%	0		2			T,M,VP,SC	N/R			
180840	Dhaka Central Elegant	03/04/2025	Newly Chartered	20	20	0	20	100.00%	0		2			T,M,VP,SC	N/R			
180909	Dhaka Central Glory	03/04/2025	Newly Chartered	20	20	0	20	100.00%	0		2			T,M,VP,SC	N/R			
181134	Dhaka Central Gulshan South	03/05/2025	Newly Chartered	20	20	0	20	100.00%	0		2			M,VP,SC	N/R			
181050	Dhaka Central Kafrul	03/03/2025	Newly Chartered	20	20	0	20	100.00%	0		2			M,VP,SC	N/A			
180932	Dhaka Central Light House	03/03/2025	Newly Chartered	20	20	0	20	100.00%	0		2			M,VP,SC	N/A			
180930	Dhaka Central Metro Dream	03/07/2025	Newly Chartered	20	20	0	20	100.00%	0		2			T,M,VP,SC	N/R			
181053	Dhaka Central Olive	03/04/2025	Newly Chartered	20	20	0	20	100.00%	0		2		N	M,SC	N/R			
180912	Dhaka Central Oneiro	03/03/2025	Newly Chartered	20	20	0	20	100.00%	0		2			T,M,VP,SC	N/R			
180907	Dhaka Central Paradise	03/04/2025	Newly Chartered	20	20	0	20	100.00%	0		2			M,VP,SC	N/R			



# Club Health Assessment for District 315B3 through May 2025

			Status	Membership							Reports					Finance		LCIF
Club Number	Club Name	Charter Date		Current Member Count	YTD Members Added	YTD Members Dropped	YTD Net Growth	YTD Net Growth%	Member Count 12 Months Ago	Avg. length of service for dropped members	Months Since Last MMR ***	Yrs. Since Last Officer Report	President Rotation	Vice President Reported ****	Months Since Last Activity Report ***	Account Balance	Donations for current Fiscal Year	
			Number of times on status quo within last two years	If below 15 members appears				If net loss is greater than 20% appears			If no report in 3 months appears	When more than one year appears in	Number of repeat terms	Notes the officers that do not have an active	If no report at 12 months appears in red			
180873	Dhaka Central Pioneer	03/10/2025	Newly Chartered	20	20	0	20	100.00%	0		2			T,M,VP,SC	N/R	90+ Days		
180931	Dhaka Central Senpara	03/04/2025	Newly Chartered	20	20	0	20	100.00%	0		2			T,M,VP,SC	N/R			
180877	Dhaka Central Unity	03/03/2025	Newly Chartered	20	20	0	20	100.00%	0		2			M,VP,SC	N/R			
178679	Dhaka Dhanmondi Garden	09/30/2024	Active(1)	18	30	12	18	100.00%	0	0	1		N	T,M,SC	N/A			
153190	Dhaka Glorious Brahmaputra	06/16/2023	Active(1)	25	0	0	0	0.00%	19		5		3	M,VP,SC	N/A			
153364	Dhaka Glorious Heaven	06/19/2023	Active(1)	25	5	0	5	25.00%	15		1		2	M,VP,SC	N/A			
153189	Dhaka Glorious Jamuna	06/16/2023	Active(1)	25	5	0	5	25.00%	20		0		3	VP,SC	0			
153373	Dhaka Glorious Kingdom	06/16/2023	Active(1)	25	5	0	5	25.00%	15		3		2	M,VP,SC	0			
153187	Dhaka Glorious Meghna	06/16/2023	Active(1)	25	5	0	5	25.00%	15		1		3	N	SC			2
153375	Dhaka Glorious Moon	06/16/2023	Active	25	0	0	0	0.00%	20		1		3	M,VP,SC	8			
153378	Dhaka Glorious Mount	06/16/2023	Active(1)	25	2	0	2	8.70%	20		1			M,VP,SC	7			
153186	Dhaka Glorious Padma	06/16/2023	Active(1)	25	5	0	5	25.00%	15		5			N	M,SC	0		
178917	Dhaka Glorious Star	10/28/2024	Active(1)	20	20	0	20	100.00%	0		7			M,VP,SC	N/R			
153377	Dhaka Glorious Sun	06/16/2023	Active(1)	25	5	0	5	25.00%	20		1		3	M,VP,SC	6			
153255	Dhaka Glorious Teesta	06/16/2023	Active(1)	25	5	0	5	25.00%	20		10		3	T,M,VP,SC	N/R			
152852	Dhaka Greater Rampura	06/16/2023	Status Quo(2)	15	0	0	0	0.00%	15		4		3	N	T,M,VP,SC	N/R	90+ Days	
155177	Dhaka Green Bangla	09/01/2023	Active(1)	7	0	0	0	0.00%	9		11		2	S,T,M,VP,SC	N/R			
181131	Dhaka Gulshan Avenue	03/03/2025	Newly Chartered	21	21	0	21	100.00%	0		2			M,VP,SC	N/R			
181157	Dhaka Gulshan East	03/03/2025	Newly Chartered	20	20	0	20	100.00%	0		1			M,VP,SC	N/R			
181132	Dhaka Gulshan North	03/03/2025	Newly Chartered	15	30	15	15	100.00%	0	0	2			T,M,VP,SC	N/R			
178913	Dhaka Gulshan Otithe	01/10/2025	Active	125	125	0	125	100.00%	0		1			N	N/A	90+ Days	\$1,478.37	
181158	Dhaka Gulshan Society	03/03/2025	Newly Chartered	21	21	0	21	100.00%	0		2			T,M,VP,SC	N/R			



# Club Health Assessment for District 315B3 through May 2025

			Status	Membership							Reports					Finance		LCIF
Club Number	Club Name	Charter Date		Current Member Count	YTD Members Added	YTD Members Dropped	YTD Net Growth	YTD Net Growth%	Member Count 12 Months Ago	Avg. length of service for dropped members	Months Since Last MMR ***	Yrs. Since Last Officer Report	President Rotation	Vice President Reported ****	Months Since Last Activity Report ***	Account Balance	Donations for current Fiscal Year	
			Number of times on status quo within last two years	If below 15 members appears				If net loss is greater than 20% appears			If no report in 3 months appears in	When more than one year appears in	Number of repeat terms		Notes the officers that do not have appears in an active red	If no report at 12 months red		
181159	Dhaka Kazipara	03/03/2025	Newly Chartered	20	20	0	20	100.00%	0		2				M,VP,SC	N/A		
176889	Dhaka Lake View	08/28/2024	Active	15	21	6	15	100.00%	0	0	2			N	M,VP,SC	N/A		
152547	Dhaka Model City	06/13/2023	Active	20	0	0	0	0.00%	20		8		3		S,T,M,VP,SC	N/A		
178883	Dhaka Poribagh Garden	09/30/2024	Active(1)	20	20	0	20	100.00%	0		8				M,VP,SC	N/A		
181173	Dhaka Shewrapara	03/03/2025	Newly Chartered	20	20	0	20	100.00%	0		2				M,VP,SC	N/A		
152545	Dhaka Sundorban City	06/19/2023	Active	15	0	0	0	0.00%	15		0		3		S,T,M,VP,SC	N/A		
154610	Dhaka Wisdom Star	06/13/2023	Active(2)	15	1	1	0	0.00%	15	0	2			N	M,SC	8		
156361	Jhenaidah City	06/25/2024	Active	9	1	15	-14	-60.87%	0	0	2			N	T,M,SC	N/R		
Clubs more than two years old																		
55676	CHANDPUR RUPALI	05/09/1994	Active(2)	30	4	0	4	15.38%	26		4		2	N	S,M,SC	10		
29669	COMILLA	07/15/1974	Active(1)	15	0	0	0	0.00%	15		18		4		T,M,VP,SC	24+		
46146	COMILLA GREATER	05/01/1986	Active(1)	35	0	0	0	0.00%	35		1			R		24+		
127470	Comilla Greater North	05/11/2016	Status Quo(3)	25	0	0	0	0.00%	25		1		3		T,M,VP,SC	21	90+ Days	
127391	Comilla Greater Rosella	04/29/2016	Active(1)	15	0	0	0	0.00%	15		16		2		T,M,VP,SC	22		
148957	Cumilla Town	11/22/2021	Active(1)	26	0	0	0	0.00%	26		18		None		P,S,T,M,VP SC	22		
105120	DHAKA 400	06/03/2009	Active(1)	46	0	0	0	0.00%	45		8				T,M,VP,SC	0		
142755	Dhaka Alor Michil	11/11/2020	Active(2)	16	0	4	-4	-20.00%	20	3	0				M,VP,SC	22		
123563	Dhaka Amicus Sun City	11/11/2014	Active(1)	39	3	0	3	8.33%	36		10				M,VP,SC	0		
Exc Award (06/30/2024)																		
54934	DHAKA APARAJITA GARDEN	10/18/1993	Active	69	4	0	4	6.15%	55		0		2		M,VP,SC	N/R		
139099	Dhaka Badhan	07/17/2019	Status Quo(2)	35	0	0	0	0.00%	35		12		4		P,T,M,VP,SC	N/R	90+ Days	
151797	Dhaka Banasree Greater	10/07/2022	Cancelled(8*)	0	0	21	-21	-100.00%	21	2	7		None		P,S,T,M,VP SC	N/A	90+ Days	
61654	DHAKA BANDHAN	03/19/1999	Active(1)	36	0	0	0	0.00%	36		0		3		T,M,VP,SC	N/R		
78217	DHAKA BARIDHARA CRESCENT	02/11/2004	Active	15	0	0	0	0.00%	15		7		5		T,M,VP,SC	24+		



# Club Health Assessment for District 315B3 through May 2025

			Status	Membership							Reports					Finance		LCIF
Club Number	Club Name	Charter Date		Current Member Count	YTD Members Added	YTD Members Dropped	YTD Net Growth	YTD Net Growth%	Member Count 12 Months Ago	Avg. length of service for dropped members	Months Since Last MMR ***	Yrs. Since Last Officer Report	President Rotation	Vice President Reported ****	Months Since Last Activity Report ***	Account Balance	Donations for current Fiscal Year	
			Number of times on status quo within last two years	If below 15 members appears				If net loss is greater than 20% appears			If no report in 3 months appears in	When more than one year appears in	Number of repeat terms	Notes the officers that do not have an active	If no report at 12 months appears in red			
152689	Dhaka Baridhara Kings	09/21/2022	Active(2)	24	4	13	-9	-27.27%	33	1	1			M,VP,SC	19	90+ Days		
61524	DHAKA BAY OF BENGAL	02/09/1999	Active(2)	26	1	0	1	4.00%	31		0			M,VP,SC	N/R			
151865	Dhaka Bengal Youth	09/01/2022	Active(2)	75	0	0	0	0.00%	31		9			M,VP,SC	N/R			
150338	Dhaka Bikrampur Town	05/09/2022	Active(1)	25	0	0	0	0.00%	25		18			S,VP	N/R			
103451	DHAKA BRIGHT	08/22/2008	Active(1)	36	0	0	0	0.00%	36		0		6	T,M,VP,SC	N/R			
84546	DHAKA CAPITAL	12/17/2004	Active(2)	28	1	0	1	3.70%	27		5		2	P,T,M,VP,SC	24+			
105119	DHAKA CAPITAL CENTRAL	04/09/2009	Active(1)	36	0	0	0	0.00%	36		3		4	T,M,VP,SC	24+			
109180	DHAKA CAPITAL EAST	09/03/2010	Active(1)	16	1	0	1	6.67%	15		1		3	M,VP,SC	21			
110410	DHAKA CAPITAL GARDEN	02/25/2011	Active	33	14	11	3	10.00%	30	2	0		2	N	M,SC			24+
118177	DHAKA CENTRAL GOLDEN CITY	10/30/2012	Active(3)	30	7	3	4	15.38%	30	0	0			T,M,VP,SC	22			
117498	DHAKA CENTRAL GREEN CITY	08/07/2012	Active(2)	20	2	1	1	5.26%	19	5	4			R	T,SC			5
137917	Dhaka City Banasree	04/08/2019	Active(2)	65	0	0	0	0.00%	65		1		2	T,M,VP,SC	0			
78221	DHAKA CRESCENT	02/11/2004	Active(1)	25	0	0	0	0.00%	25		18		3	T,M,VP,SC	N/R			
111650	DHAKA CRESCENT GARDEN	07/12/2011	Active(2)	16	17	1	16	100.00%	17	14	0			T,M,VP,SC	N/R			
143409	Dhaka Digital Friendship	11/17/2020	Active(3)	16	4	10	-6	-27.27%	21	3	1			N	S,VP			21
59946	DHAKA DILKUSHA	09/03/1997	Active	11	0	0	0	0.00%	11		22	1	None	P,S,T,M,VP SC	24+			
107920	DHAKA DILKUSHA EAST	09/02/2010	Active(2)	35	0	0	0	0.00%	14		11	1	None	P,S,T,M,VP SC	22			
50183	DHAKA DILKUSHA NORTH	02/12/1990	Active(3)	15	0	5	-5	-25.00%	20	7	5			VP,SC	6			
49362	DHAKA DYNAMIC	03/27/1989	Active(2)	16	0	0	0	0.00%	16		7		3	T,M,VP,SC	20			
152690	Dhaka Dynamic Crown	12/12/2022	Cancelled(8*)	0	0	18	-18	-100.00%	18	2	5	1	None	P,S,T,M,VP SC	N/A			
142388	Dhaka Elite Engineers	07/31/2020	Status Quo(2)	35	0	0	0	0.00%	35		17		4	T,M,VP,SC	N/R			
142860	Dhaka Friendship	11/02/2020	Active(2)	6	0	0	0	0.00%	6		9	1	None	P,S,T,M,VP SC	N/R			
142303	Dhaka Gaibandha	07/30/2020	Active(1)	35	0	0	0	0.00%	35		0		3	T,M,VP,SC	N/A			
153357	Dhaka Glorious Atrai	05/19/2023	Active(1)	25	5	0	5	25.00%	20		1		3	M,VP,SC	N/A			





# Club Health Assessment for District 315B3 through May 2025

Club Number	Club Name	Charter Date	Status	Membership							Reports					Finance	LCIF
				Current Member Count	YTD Members Added	YTD Members Dropped	YTD Net Growth	YTD Net Growth%	Member Count 12 Months Ago	Avg. length of service members	Months Since Last MMR ***	Yrs. Since Last Officer Report	President Rotation	Vice President Reported ****	Months Since Last Activity Report ***	Account Balance	Donations for current Fiscal Year
			Number of times on status quo within last two years	If below 15 members appears				If net loss is greater than 20% appears			If no report in 3 months appears in	When more than one year appears in	Number of repeat terms	Notes the officers that do not have appears in an active	If no report at 12 months red		
150771	Dhaka Glorious Banasree	05/13/2022	Active(1)	25	1	1	0	0.00%	21	2	6			N	M,SC	7	
153362	Dhaka Glorious Bhairav	05/19/2023	Active(1)	25	5	0	5	25.00%	20		6		3		M,VP,SC	N/A	
153369	Dhaka Glorious Chitra	05/19/2023	Active	25	0	0	0	0.00%	20		1		3		M,VP,SC	N/A	
153359	Dhaka Glorious Dakatia	05/19/2023	Active	25	0	0	0	0.00%	20		1		3		M,VP,SC	N/A	
136575	Dhaka Glorious Dawn	02/12/2019	Active(2)	38	3	0	3	8.57%	18		1			N	T	24+	
153361	Dhaka Glorious Dhaleswari	05/19/2023	Active(1)	26	6	0	6	30.00%	20		1		2		M,VP,SC	9	
153370	Dhaka Glorious Garai	05/19/2023	Active(1)	25	5	0	5	25.00%	20		10		3		M,VP,SC	0	
153254	Dhaka Glorious Karnofuli	05/19/2023	Active(1)	25	0	0	0	0.00%	19		0		2	N	M	0	
153188	Dhaka Glorious Muhuri	12/22/2022	Active	25	0	0	0	0.00%	23		1		3		M,VP,SC	0	
148627	Dhaka Glorious Pearl	10/20/2021	Active	20	0	0	0	0.00%	20		18	1	None		P,S,T,M,VP SC	N/A	
153257	Dhaka Glorious Rupsa	05/19/2023	Active(1)	25	5	0	5	25.00%	20		10		3		M,VP,SC	N/A	
148549	Dhaka Green Bay	10/28/2021	Status Quo(2)	31	31	2	29	1450.00%	21	3	0			N	M	N/A	90+ Days
98575	DHAKA JAMUNA	02/16/2007	Active(2)	19	19	0	19	100.00%	0		3		2	N	T,M,SC	N/R	
148955	Dhaka Midland	12/03/2021	Status Quo(2)	25	0	0	0	0.00%	25		7				S,T,M,VP,SC	N/R	90+ Days
125983	Dhaka Mirpur Rainbow Light	10/14/2015	Active(1)	15	0	0	0	0.00%	15		18		3		T,M,VP,SC	24+	
142491	Dhaka Mirpur Regent	08/14/2020	Active(2)	35	0	0	0	0.00%	35		1		4		T,M,VP,SC	N/A	
135720	Dhaka Mirpur Star	07/18/2018	Active(1)	36	0	0	0	0.00%	36		1		4	N	SC	0	
84747	DHAKA MOUCHAK FRIENDSHIP	01/24/2005	Active(3)	25	0	0	0	0.00%	25		18		5		S,T,M,VP,SC	24+	
84146	DHAKA MOUCHAK NORTH STAR	09/15/2004	Active(1)	35	0	0	0	0.00%	35		0		6		T,M,VP,SC	24+	
144642	Dhaka Natoi	12/30/2020	Active(2)	16	0	0	0	0.00%	16		15		None		P,S,T,M,VP SC	N/R	
54417	DHAKA NEW CRESCENT	04/30/1993	Active(2)	17	0	0	0	0.00%	17		18		None		P,T,M,VP,SC	21	
118246	DHAKA NEW GULSHAN	10/31/2012	Active	6	1	0	1	20.00%	5		2		2		VP,SC	7	
142489	Dhaka New Mirpur City	08/24/2020	Active(2)	35	0	0	0	0.00%	35		1		4		T,M,VP,SC	N/A	
142313	Dhaka New North City	07/31/2020	Active(1)	35	0	0	0	0.00%	35		0				T,M,VP,SC	N/A	



# Club Health Assessment for District 315B3 through May 2025

INTERNATIONAL

			Status	Membership							Reports				Finance	LCIF	
Club Number	Club Name	Charter Date		Current Member Count	YTD Members Added	YTD Members Dropped	YTD Net Growth	YTD Net Growth%	Member Count 12 Months Ago	Avg. length of service for dropped members	Months Since Last MMR ***	Yrs. Since Last Officer Report	President Rotation	Vice President Reported ****	Months Since Last Activity Report ***	Account Balance	Donations for current Fiscal Year
			Number of times on status quo within last two years	If below 15 members appears				If net loss is greater than 20% appears			If no report in 3 months appears in	When more than one year appears in	Number of repeat terms	Notes the officers that do not have an active	If no report at 12 months appears in red		
152180	Dhaka New Ramna	12/12/2022	Cancelled(8*)	0	0	20	-20	-100.00%	20	3	2		None	P,S,T,M,VP SC	11	90+ Days	
148523	Dhaka North Town	11/08/2021	Active(2)	28	0	0	0	0.00%	28		7		2	T,M,VP,SC	22		
142312	Dhaka Northern City	07/31/2020	Active(2)	35	0	0	0	0.00%	35		0		4	T,M,VP,SC	N/A		
142859	Dhaka Pansy	09/10/2020	Active(1)	37	0	0	0	0.00%	37		0		2	T,M,VP,SC	21		
136141	Dhaka Platinum Unique	08/24/2018	Active(2)	16	1	0	1	6.67%	15		0			M,VP,SC	N/R		
133970	Dhaka Royal Bengal	03/21/2018	Status Quo(1)	16	0	4	-4	-20.00%	20	6	1		2	S,T,M,VP,SC	N/R	90+ Days	
123162	Dhaka Royal Orchard	09/19/2014	Active(1)	15	0	0	0	0.00%	15		18		11	N	24+		
106557	DHAKA SHER E BANGLA NAGAR	09/08/2009	Active	7	1	1	0	0.00%	10	5	7		4	N	21		
78538	DHAKA SONARGAON WEST	03/18/2004	Active(2)	7	0	0	0	0.00%	7		18	1	None	P,S,T,M,VP SC	N/R		
84048	DHAKA SOUTH	08/20/2004	Active(2)	5	1	41	-40	-88.89%	45	5	1			S,T,M,VP,SC	N/R		
98600	DHAKA TORAG	02/19/2007	Active(2)	17	0	0	0	0.00%	17		0		4	T,M,VP,SC	24+		
84505	DHAKA UTTARA CENTRAL	12/07/2004	Active(1)	15	0	7	-7	-31.82%	22	6	5		2	S,M,VP,SC	20		
78220	DHAKA UTTARA CRESCENT	02/11/2004	Active(2)	25	0	0	0	0.00%	25		1		None	P,S,T,M,VP SC	24+		
98599	DHAKA UTTARA SOUTH	02/19/2007	Status Quo(2)	25	0	0	0	0.00%	25		11		4	T,M,VP,SC	N/R	90+ Days	
149256	Dhaka West Down Town	01/06/2022	Status Quo(2)	25	0	0	0	0.00%	25		18		4	S,T,M,VP,SC	N/R	90+ Days	
129369	Dhaka West Kafrul	11/17/2016	Cancelled(8*)	0	0	10	-10	-100.00%	10	7	5		None	P,S,T,M,VP SC	22	90+ Days	

Clubs Cancelled Previous Fiscal Year – Clubs Cancelled within last 12 months may be reinstated

Club Number	Club Name	Charter Date	Current Status*	Cancellation Date
142254	Dhaka Canadian International Institute Campus	07/31/2020	Cancelled(8*)	05/29/2024
135857	Dhaka Capital Dawn	02/12/2019	Cancelled(8*)	12/29/2023
148062	Dhaka Diamond World	11/24/2021	Cancelled(8*)	06/29/2024
142389	Dhaka Exclusives	09/02/2020	Cancelled(8*)	05/29/2024
144494	Dhaka Glorious Garden	12/29/2020	Cancelled(8*)	06/29/2024
144493	Dhaka Glorious Paradise	12/29/2020	Cancelled(8*)	01/29/2024



# Club Health Assessment for District 315B3 through May 2025

			Membership							Reports					Finance		LCIF			
Club Number	Club Name	Charter Date	Status	Current Member Count	YTD Members Added	YTD Members Dropped	YTD Net Growth	YTD Net Growth%	Member Count 12 Months Ago	Avg. length of service for dropped members	Months Since Last MMR ***	Yrs. Since Last Officer Report	President Rotation	Vice President Reported ****	Months Since Last Activity Report ***	Account Balance	Donations for current Fiscal Year			
				Number of times on status quo within last two years				If below 15 members appears		If net loss is greater than 20% appears		If no report in 3 months appears in	When more than one year appears in	Number of repeat terms	Notes the officers that do not have an active	If no report at 12 months appears in red				
144492	Dhaka Glorious Town	12/29/2020	Cancelled(8*)	01/29/2024																
103452	DHAKA GOLDEN INN	08/21/2008	Cancelled(8*)	05/29/2024																
155253	Dhaka Joy Parishad	08/14/2023	Cancelled(8*)	06/29/2024																
101586	DHAKA PIONEER	03/18/2008	Cancelled(8*)	06/29/2024																
145783	Dhaka Satellite City	06/17/2021	Cancelled(8*)	12/29/2023																
147842	Dhaka Shurjo Shishir	08/27/2021	Cancelled(8*)	02/29/2024																
47530	DHAKA SONARGAON	06/16/1987	Cancelled(8*)	06/29/2024																
142984	Dhaka Standard Elegant Supreme	10/12/2020	Cancelled(8*)	01/29/2024																
133968	Dhaka Standard Olive	03/09/2018	Cancelled(8*)	06/29/2024																
133969	Dhaka Standard Spring	03/09/2018	Cancelled(8*)	06/29/2024																
134121	Dhaka Standard Sunflower	04/02/2018	Cancelled(8*)	06/29/2024																
133964	Dhaka Standard Supreme	03/09/2018	Cancelled(8*)	06/29/2024																
149024	Dhaka Star Aimers	11/18/2021	Cancelled(8*)	06/29/2024																
143498	Dhaka Unique Generation	12/07/2020	Cancelled(8*)	04/29/2024																
124215	Dhaka Vision 40	02/26/2015	Cancelled(8*)	01/29/2024																
152861	Munshiganj Kings	10/25/2022	Cancelled(8*)	12/29/2023																
Current Total Clubs Count	YTD New Clubs Count	YTD Cancelled Clubs Count	YTD Net Club Gain	Current Total Members Count	YTD Add	YTD Drop	YTD Net Growth	YTD Net Growth %	Member Count 12 Months Ago	Average Member Count Per Club	% of Clubs with less than 20 members	% No MMR in 3 Months	% No Officer Report in 12 Months	% of Clubs with balance 90+ days	Number of Clubs in Status Quo	% Status Quo Clubs in Financial Suspension	Number of Cancelled Clubs	Average Cancelled Club Age	Members Lost Due to Cancellation	% of Clubs Cancelled for Non-Financial Reasons
120	29	7	22	2,949	893	282	611	26.13%	2,216	25	29%	42%	4%	11%	10	100%	7	23	129	-314%

\* - P - Priority Club. Cancellation Reasons: 1-Objectives/conduct, 2-Non-active club, 5-Non-existing club, 6-Disbanding, 7-Merger, 8-Financial Suspension, 9-District/Multiple District Dues.

\*\* - Abbreviation: P-President, S-Secretary, T-Treasurer, M-Member Chairperson, VP-First Vice President, MC-Communications Chairperson, SC-Service Chairperson

\*\*\* - Abbreviation: N/R - Never reported using the Lions Clubs website, N/A - Not applicable, No password registered for the Lions Clubs website.

\*\*\*\* - Abbreviation: N - New, IP - Immediate Past, R - Repeat.



# Club Health Assessment for District 315B4 through May 2025

			Status	Membership							Reports					Finance	LCIF	
Club Number	Club Name	Charter Date		Current Member Count	YTD Members Added	YTD Members Dropped	YTD Net Growth	YTD Net Growth%	Member Count 12 Months Ago	Avg. length of service for dropped members	Months Since Last MMR ***	Yrs. Since Last Officer Report	President Rotation	Vice President Reported ****	Months Since Last Activity Report ***	Account Balance	Donations for current Fiscal Year	
			Number of times on status quo within last two years	If below 15 members appears	If net loss is greater than 20% appears						If no report in 3 months appears in	When more than one year appears in	Number of repeat terms	Notes the officers that do not have an active	If no report at 12 months appears in red			
Clubs less than two years old																		
171264	Chattogram Mohora	04/29/2024	Active(1)	15	0	0	0	0.00%	20		11		2	T,M,VP,SC	N/R	90+ Days		
171407	Chattogram Solidarity	05/03/2024	Active	20	0	0	0	0.00%	20		6		2	N	N/R			
178199	Chittagong Alex	09/30/2024	Active	33	34	1	33	100.00%	0	0	0			N	M			7
172607	Chittagong Central Shapla	08/09/2024	Active	24	24	0	24	100.00%	0		1				T,M,VP,SC			1
157380	Chittagong Karnaphuli Crown	03/27/2024	Active(1)	16	2	6	-4	-20.00%	20	1	5		2	R				N/A
171451	Chittagong Sugandha	05/03/2024	Cancelled(8*)	0	0	20	-20	-100.00%	20	1	2		None		P,S,T,M,VP SC			N/A
155680	Chittagong United Stars	08/23/2023	Active(1)	19	3	2	1	5.56%	22	1	0			N		2		
Clubs more than two years old																		
144476	Chattogram Green Valley	12/27/2020	Active(1)	27	2	2	0	0.00%	27	3	0		2	R	M	6	\$1,103.72	
25887	CHITTAGONG	04/02/1958	Active	168	15	1	14	9.09%	154	8	1			R		2		
135521	Chittagong Advance City	07/04/2018	Active(2)	27	27	26	1	3.85%	26	4	4		2		P,M,VP,SC	7		
25888	CHITTAGONG AGRABAD	01/09/1962	Active	27	3	0	3	12.50%	24		5		3	N	S,T,VP,SC	24+		
64957	CHITTAGONG AGRANI	01/28/2002	Active(1)	36	0	0	0	0.00%	46		8			N	S,M,SC	21		
136506	Chittagong Amiable Rose Garden	10/03/2018	Active(2)	18	4	5	-1	-5.26%	19	2	0				P,M,VP,SC	17		
143685	Chittagong Apex	12/02/2020	Active	21	6	1	5	31.25%	16	4	0				S,T,M,VP,SC	N/A	\$1,004.89	
142490	Chittagong Aristocrat	08/13/2020	Active	26	5	0	5	23.81%	30		0			N	VP	9		
Exc Award (06/30/2021)																		
144625	Chittagong Aristocrat Elite	12/29/2020	Active(1)	15	15	20	-5	-25.00%	20	3	0		6		T,M,VP,SC	N/A		
78780	CHITTAGONG BAKALIA	04/12/2004	Active(1)	38	0	0	0	0.00%	47		10				M,VP,SC	7		
Exc Award (06/30/2021)																		
150841	Chittagong Bandar Nagar	05/17/2022	Active(1)	16	0	0	0	0.00%	46		11		None		P,S,T,M,VP SC	N/R	\$50.00	
95124	CHITTAGONG BANDHAN	01/30/2006	Active	19	3	0	3	18.75%	16		0			N	M	8		
77602	CHITTAGONG BARNALI	10/26/2003	Active(2)	26	0	0	0	0.00%	26		13		None		P,S,T,M,VP SC	24+		
131735	Chittagong Batighar	07/05/2017	Active(1)	30	2	1	1	3.45%	29	6	1				S,M,VP,SC	6		



# Club Health Assessment for District 315B4 through May 2025

			Status	Membership							Reports					Finance		LCIF
Club Number	Club Name	Charter Date		Current Member Count	YTD Members Added	YTD Members Dropped	YTD Net Growth	YTD Net Growth%	Member Count 12 Months Ago	Avg. length of service for dropped members	Months Since Last MMR ***	Yrs. Since Last Officer Report	President Rotation	Vice President Reported ****	Months Since Last Activity Report ***	Account Balance	Donations for current Fiscal Year	
			Number of times on status quo within last two years	If below 15 members appears					If net loss is greater than 20% appears		If no report in 3 months appears in	When more than one year appears in	Number of repeat terms	Notes the officers that do not have an active	If no report at 12 months appears in red			
153321	Chittagong Bay of Bengal	04/18/2023	Active(2)	37	0	0	0	0.00%	36		1			R	9			
96770	CHITTAGONG BENGAL CITY	03/17/2006	Active(1)	35	0	0	0	0.00%	46		1			M,VP,SC	1			
142492	Chittagong Blooming Star	08/28/2020	Active	26	0	0	0	0.00%	26		5			N	2			
126841	Chittagong Blue Sky	02/23/2016	Active(2)	27	0	0	0	0.00%	27		0			N T	19			
140245	Chittagong Cambrian	11/19/2019	Active(2)	16	0	0	0	0.00%	16		0		2	P,T,M,VP,SC	24+			
148737	Chittagong Cambrian Female	03/25/2022	Active(1)	25	0	0	0	0.00%	25		0		None	P,S,T,M,VP SC	N/R			
148739	Chittagong Cambrian Male	03/03/2022	Active(1)	25	0	0	0	0.00%	28		0		None	P,S,T,M,VP SC	N/R			
48920	CHITTAGONG CENTRAL	09/30/1988	Active	146	21	1	20	15.87%	126	37	0			N	3		\$5,017.36	
Exc Award (06/30/2022, 06/30/2023)																		
58647	CHITTAGONG CENTRAL JUBILEE	08/26/1996	Active(1)	32	6	1	5	18.52%	29	5	3			N T,VP	0		\$1,004.76	
105658	CHITTAGONG CENTRAL RAOZAN	06/04/2009	Cancelled(8*)	0	0	14	-14	-100.00%	14	6	5	1	None	P,S,T,M,VP SC	24+	90+ Days		
127645	Chittagong Centurion	05/25/2016	Active(1)	18	0	0	0	0.00%	18		11			M,VP,SC	24+			
144431	Chittagong Chevron	12/26/2020	Active(2)	26	0	0	0	0.00%	26		18			T,M,VP,SC	18			
144432	Chittagong Chevron Elite	12/26/2020	Active(3)	26	0	0	0	0.00%	26		18	2	None	P,S,T,M,VP SC	24+			
48222	CHITTAGONG CITY	03/01/1988	Active(2)	78	1	0	1	1.30%	77		3			M,VP,SC	7			
140015	Chittagong Classic	10/16/2019	Active(1)	38	3	0	3	8.57%	35		7			R M,VP	6			
58648	CHITTAGONG COMMERCIAL CITY	08/26/1996	Active(2)	37	1	0	1	2.78%	36		2			M,VP,SC	24+			
135807	Chittagong Cosmo Valley	07/29/2018	Active	33	5	6	-1	-2.94%	41	2	0			M,VP,SC	7			
34333	CHITTAGONG COSMOPOLITAN	07/18/1977	Active(2)	41	5	1	4	10.81%	37	4	1			R	10			
82333	CHITTAGONG DIAMOND CITY	05/14/2004	Active(1)	27	0	0	0	0.00%	28		1			M,VP	3		\$100.00	
132487	Chittagong Dream City	08/21/2017	Active	26	1	1	0	0.00%	27	5	0			S,T,M,VP,SC	14			
129345	Chittagong Dream Valley	11/14/2016	Active(2)	17	0	0	0	0.00%	17		18	1	None	P,S,T,M,VP SC	24+			
123501	Chittagong Dreamland City	10/30/2014	Cancelled(8*)	0	3	22	-19	-100.00%	36	8	7		None	P,S,T,M,VP SC	24+	90+ Days		
Exc Award (06/30/2021)																		



# Club Health Assessment for District 315B4 through May 2025

			Status	Membership						Reports					Finance		LCIF
Club Number	Club Name	Charter Date		Current Member Count	YTD Members Added	YTD Members Dropped	YTD Net Growth	YTD Net Growth%	Member Count 12 Months Ago	Avg. length of service for dropped members	Months Since Last MMR ***	Yrs. Since Last Officer Report	President Rotation	Vice President Reported ****	Months Since Last Activity Report ***	Account Balance	Donations for current Fiscal Year
			Number of times on status quo within last two years	If below 15 members appears				If net loss is greater than 20% appears			If no report in 3 months appears in	When more than one year appears in	Number of repeat terms	Notes the officers that do not have an active	If no report at 12 months appears in red		
78619	CHITTAGONG DYNAMIC CITY	04/19/2004	Active	27	5	0	5	22.73%	29		1		2	R S	10		
153751	Chittagong Emerging Centennial	04/19/2023	Active(1)	27	3	0	3	12.50%	24		10			R	19		
111035	CHITTAGONG EMERGING SANDWIP	05/06/2011	Active(1)	29	2	1	1	3.57%	28	4	1			N	18		
59322	CHITTAGONG EVERGREEN	04/01/1997	Active	20	2	0	2	11.11%	18		7		None	P,T,M,VP,SC	4		\$1,004.17
126105	Chittagong Excellent City	11/04/2015	Active(2)	10	0	0	0	0.00%	10		18		None	P,S,T,M,VP SC	24+		
95135	CHITTAGONG FATICKCHARI	01/30/2006	Active(1)	22	0	0	0	0.00%	22		0		None	P,T,M,VP,SC	10		
154231	Chittagong Fusion	05/25/2023	Active(1)	46	10	0	10	27.78%	25		1		3	S,T,M,VP,SC	2		
131737	Chittagong Golden City	07/05/2017	Active(1)	43	5	0	5	13.16%	93		2			M,VP	3		
	Exc Award (06/30/2019)																
57313	CHITTAGONG GREEN CITY	09/05/1995	Active	40	11	1	10	33.33%	34	0	1			N SC	0		\$20.00
	Exc Award (06/30/2021)																
153750	Chittagong Halishahar	04/18/2023	Active(1)	46	10	0	10	27.78%	20		2		3	S,T,M,VP,SC	7		
153752	Chittagong Heritage	04/28/2023	Active(2)	46	10	0	10	27.78%	25		2		3	M,VP,SC	5		
68782	CHITTAGONG HILLVIEW	05/15/2003	Active(1)	16	1	1	0	0.00%	16	4	2			S,M,VP,SC	24+		
58736	CHITTAGONG IMPERIAL CITY	10/04/1996	Active	42	1	2	-1	-2.33%	45	19	4			N	0		
	Exc Award (06/30/2019)																
131715	Chittagong Impress	07/05/2017	Active	15	0	0	0	0.00%	15		11		2	R VP,SC	24+		
154228	Chittagong Justice	05/25/2023	Active	46	10	0	10	27.78%	20		2		3	M,VP,SC	5		
25891	CHITTAGONG KARNAPHULI	04/11/1960	Active(2)	60	2	2	0	0.00%	126	5	0			N M,SC	2		
	Exc Award (06/30/2019)																
143671	Chittagong Karnaphuli Elite	11/23/2020	Active(1)	90	9	1	8	9.76%	80	5	0			N	0		
25892	CHITTAGONG KHATUNGANJ	05/28/1969	Active(2)	20	5	1	4	25.00%	16	4	0		2	N SC	7		
32270	CHITTAGONG KHULSHI	05/18/1976	Active	90	2	0	2	2.27%	94		0			R P,M,VP	7		
	Exc Award (06/30/2018)																
153753	Chittagong Legacy	04/28/2023	Active(1)	46	10	0	10	27.78%	26		2		3	M,VP,SC	N/R		
145855	Chittagong Legend	04/14/2021	Active	24	10	0	10	71.43%	20		1			VP	0		



# Club Health Assessment for District 315B4 through May 2025

			Status	Membership							Reports					Finance		LCIF
Club Number	Club Name	Charter Date		Current Member Count	YTD Members Added	YTD Members Dropped	YTD Net Growth	YTD Net Growth%	Member Count 12 Months Ago	Avg. length of service for dropped members	Months Since Last MMR ***	Yrs. Since Last Officer Report	President Rotation	Vice President Reported ****	Months Since Last Activity Report ***	Account Balance	Donations for current Fiscal Year	
			Number of times on status quo within last two years	If below 15 members appears			If net loss is greater than 20% appears				If no report in 3 months appears in	When more than one year appears in	Number of repeat terms	Notes the officers that do not have appears in an active	If no report at 12 months red			
123311	Chittagong Liberty	10/09/2014	Active(1)	33	16	0	16	94.12%	20		0			S,M,VP	1			
154227	Chittagong Literacy	05/25/2023	Active(1)	46	10	0	10	27.78%	20		2		3	T,M,VP,SC	N/A			
153754	Chittagong Matrix	04/28/2023	Active(2)	46	10	0	10	27.78%	26		2		3	M,VP,SC	6			
39753	CHITTAGONG METROPOLITAN	04/13/1981	Active(2)	70	0	1	-1	-1.41%	71	7	5			M,VP,SC	6		\$1,004.17	
95143	CHITTAGONG MIRSARAI	01/30/2006	Active(1)	41	0	0	0	0.00%	41		12		N	M	17			
64117	CHITTAGONG MOHANAGAR	03/28/2001	Active	75	7	0	7	10.29%	69		3		N	M,VP,SC	4			
149025	Chittagong Moonlight	11/30/2021	Active(1)	22	4	3	1	4.76%	22	3	0		None	P,M,SC	7			
150840	Chittagong Nagar	05/16/2022	Active(2)	16	16	16	0	0.00%	46	2	0			P,S,T,M,VP SC	N/A			
101956	CHITTAGONG NEW CITY	06/03/2008	Active(1)	17	0	0	0	0.00%	17		26		None	P,S,T,M,VP SC	19			
151851	Chittagong Pacific	08/29/2022	Active(1)	18	0	0	0	0.00%	18		17	1	None	P,S,T,M,VP SC	N/R			
40917	CHITTAGONG PANORAMA CITY	02/09/1982	Active	16	0	2	-2	-11.11%	18	6	8		R	S,M,SC	24+			
57684	CHITTAGONG PARIJAT	12/31/1995	Active	49	10	0	10	25.64%	48		2		R		0			
104569	Chittagong Parijat Elite	02/02/2009	Active	51	4	0	4	8.51%	55		2		N		1			
132609	Chittagong Phoenix	09/13/2017	Active(1)	49	3	7	-4	-7.55%	55	3	9		N	S,SC	8			
136937	Chittagong Pioneer	02/13/2019	Active(2)	16	0	0	0	0.00%	25		11			M,VP,SC	N/A			
131740	Chittagong Platinum	07/05/2017	Active(1)	18	2	2	0	0.00%	26	5	1		N	T	19			
106222	CHITTAGONG PORT CITY	08/07/2009	Active(1)	27	6	7	-1	-3.57%	28	2	2			M,VP,SC	7			
Exc Award (06/30/2019)																		
34568	CHITTAGONG PRESIDENCY	10/12/1977	Active(2)	54	3	1	2	3.85%	70	3	1			T,M,VP,SC	14			
54152	CHITTAGONG PROGRESSIVE SOUTH	02/25/1993	Active(1)	19	0	0	0	0.00%	19		13	1	None	P,S,T,M,VP SC	20			
63224	CHITTAGONG PROGRESSIVE STAR	05/24/2000	Active(2)	15	0	4	-4	-21.05%	19	2	5			P,M,VP,SC	5			
50434	CHITTAGONG PROGRESSIVE WEST	04/23/1990	Active(2)	22	5	7	-2	-8.33%	24	6	1			T,M,VP,SC	19			
120326	Chittagong Rajanigandha	09/12/2013	Active(1)	17	4	2	2	13.33%	20	2	1		2	T,M,VP,SC	7			
152637	Chittagong Rangamati Furomon Elite	10/28/2022	Active(1)	23	0	0	0	0.00%	23		18	1	None	P,S,T,M,VP SC	N/A			





# Club Health Assessment for District 315B4 through May 2025

INTERNATIONAL

			Status	Membership							Reports					Finance	LCIF
Club Number	Club Name	Charter Date		Current Member Count	YTD Members Added	YTD Members Dropped	YTD Net Growth	YTD Net Growth%	Member Count 12 Months Ago	Avg. length of service for dropped members	Months Since Last MMR ***	Yrs. Since Last Officer Report	President Rotation	Vice President Reported ****	Months Since Last Activity Report ***	Account Balance	Donations for current Fiscal Year
			Number of times on status quo within last two years	If below 15 members appears				If net loss is greater than 20% appears			If no report in 3 months appears in	When more than one year appears in	Number of repeat terms	Notes the officers that do not have an active	If no report at 12 months appears in red		
142521	Chittagong Renaissance	08/11/2020	Active	20	0	0	0	0.00%	20		17		None	P,S,T,M,VP SC	17	90+ Days	\$2,008.90
139357	Chittagong Rodoshee	10/14/2019	Active	41	6	0	6	17.14%	39		1		R	T,VP	1		
109356	CHITTAGONG ROSE VALLEY	09/28/2010	Active(1)	75	2	5	-3	-3.85%	78	10	0		N		0		
152910	Chittagong Royal City	10/28/2022	Cancelled(8*)	0	4	22	-18	-100.00%	23	2	4		None	P,S,T,M,VP SC	8		
58742	CHITTAGONG SANDWIP	10/03/1996	Active(2)	46	10	5	5	12.20%	41	9	5			T,M,VP,SC	14		
153755	Chittagong Sea Birds	05/12/2023	Active(1)	46	10	0	10	27.78%	25		2		3	S,T,M,VP,SC	4		
61023	CHITTAGONG SHAIBAL	07/02/1998	Active	18	0	7	-7	-28.00%	26	3	4			T,M,VP,SC	2		
131751	Chittagong Shatabdi	07/28/2017	Active(2)	20	2	5	-3	-13.04%	23	2	1		N	T,M,SC	8		
131726	Chittagong Sitakund	07/05/2017	Active	36	5	0	5	16.13%	34		0		R	S,M	18		
154230	Chittagong Sunshine	05/25/2023	Active(1)	46	10	0	10	27.78%	20		2			T,M,VP,SC	7		
147093	Chittagong Tilottoma	07/04/2021	Active(1)	22	2	9	-7	-24.14%	29	2	0		R	T,M,SC	13		
154229	Chittagong Victory	05/25/2023	Active(1)	46	10	0	10	27.78%	20		2		3	M,VP,SC	4		
153756	Chittagong Wisdom	05/15/2023	Active(1)	46	10	0	10	27.78%	25		2		3	S,T,M,VP,SC	9		

Clubs Cancelled Previous Fiscal Year – Clubs Cancelled within last 12 months may be reinstated

Club Number	Club Name	Charter Date	Current Status*	Cancellation Date
53972	CHITTAGONG ACTION CITY	01/11/1993	Cancelled(6*)	08/29/2023
150819	Chittagong City Eye	05/12/2022	Cancelled(8*)	06/29/2024
147816	Chittagong Karnaphuli Glory	08/17/2021	Cancelled(8*)	12/29/2023
131749	Chittagong Solidarity	07/26/2017	Cancelled(8*)	01/29/2024

Current Total Clubs Count	YTD New Clubs Count	YTD Cancelled Clubs Count	YTD Net Club Gain	Current Total Members Count	YTD Add	YTD Drop	YTD Net Growth	YTD Net Growth %	Member Count 12 Months Ago	Average Member Count Per Club	% of Clubs with less than 20 members	% No MMR in 3 Months	% No Officer Report in 12 Months	% of Clubs with balance 90+ days	Number of Clubs in Status Quo	% Status Quo Clubs in Financial Suspension	Number of Cancelled Clubs	Average Cancelled Club Age	Members Lost Due to Cancellation	% of Clubs Cancelled for Non-Financial Reasons
96	2	4	-2	3,384	470	245	225	7.12%	3,374	35	24%	38%	5%	0%	0	0%	4	18	78	-75%



Club Health Assessment for District 315B4 through May 2025

			Status	Membership							Reports					Finance	LCIF
Club Number	Club Name	Charter Date		Current Member Count	YTD Members Added	YTD Members Dropped	YTD Net Growth	YTD Net Growth%	Member Count 12 Months Ago	Avg. length of service for dropped members	Months Since Last MMR ***	Yrs. Since Last Officer Report	President Rotation	Vice President Reported ****	Months Since Last Activity Report ***	Account Balance	Donations for current Fiscal Year
			Number of times on status quo within last two years	If below 15 members appears				If net loss is greater than 20% appears			If no report in 3 months appears in	When more than one year appears in	Number of repeat terms	Notes the officers that do not have an active	If no report at 12 months appears in red		

\* - P - Priority Club. Cancellation Reasons: 1-Objectives/conduct, 2-Non-active club, 5-Non-existing club, 6-Disbanding, 7-Merger, 8-Financial Suspension, 9-District/Multiple District Dues.  
\*\* - Abbreviation: P-President, S-Secretary, T-Treasurer, M-Member Chairperson, VP-First Vice President, MC-Communications Chairperson, SC-Service Chairperson  
\*\*\* - Abbreviation: N/R - Never reported using the Lions Clubs website, N/A - Not applicable, No password registered for the Lions Clubs website.  
\*\*\*\* - Abbreviation: N - New, IP - Immediate Past, R - Repeat.



# Club Health Assessment for District 325 C through May 2025

			Status	Membership							Reports					Finance		LCIF
Club Number	Club Name	Charter Date		Current Member Count	YTD Members Added	YTD Members Dropped	YTD Net Growth	YTD Net Growth%	Member Count 12 Months Ago	Avg. length of service for dropped members	Months Since Last MMR ***	Yrs. Since Last Officer Report	President Rotation	Vice President Reported ****	Months Since Last Activity Report ***	Account Balance	Donations for current Fiscal Year	
			Number of times on status quo within last two years	If below 15 members appears				If net loss is greater than 20% appears			If no report in 3 months appears in	When more than one year appears in	Number of repeat terms	Notes the officers that do not have an active	If no report at 12 months appears in red			
Clubs less than two years old																		
178925	Biratnagar Danphe	10/04/2024	Active	20	20	0	20	100.00%	0		0			N	M,SC	N/R		
179022	Biratnagar Next Generation	09/30/2024	Active	17	20	3	17	100.00%	0	0	2			N	M,SC	N/R		
179023	Biratnagar Rainbow	09/30/2024	Active	20	20	0	20	100.00%	0		2				M,VP,SC	N/R		
180533	Biratnagar Rani	03/05/2025	Newly Chartered	20	20	0	20	100.00%	0		2				S,T,M,VP,SC	N/R		
179020	Biratnagar Youth	09/30/2024	Active	20	21	1	20	100.00%	0	0	1			N	M,SC	6		
179032	Budhiganga Greencity	09/30/2024	Active	22	22	0	22	100.00%	0		2			N	T,M,SC	N/R	90+ Days	
157596	Damak Central	03/18/2024	Active(1)	17	1	7	-6	-26.09%	23	2	0				T,VP,SC	9		
155193	Damak Serving Hearts	09/27/2023	Active	20	0	0	0	0.00%	20		2				S,T,M,VP,SC	18	90+ Days	
154851	Dharan Ghopa Health Dynamics	06/19/2023	Active	6	5	4	1	20.00%	5	4	0			N	T	0	\$100.00	
172601	Dharan Glory	07/13/2024	Active	20	22	2	20	100.00%	0	5	0			N		0	\$281.53	
157818	Dharan Vigorous	03/22/2024	Active(1)	5	0	15	-15	-75.00%	20	2	5		2		T,M,VP,SC	8	\$1,000.04	
155147	Gachhiya	08/22/2023	Active	22	0	0	0	0.00%	22		9			N		2		
155062	Itahari Business Professional	08/21/2023	Active	20	0	0	0	0.00%	20		1				S,T,M,VP,SC	N/A		
177538	Itahari Pathivara	08/22/2024	Active	21	21	0	21	100.00%	0		9			N	M,SC	N/R		
155870	Itahari Purbanchal	09/04/2023	Active	6	0	0	0	0.00%	20		10		2		S,T,M,VP,SC	10		
175805	Jhapa	07/18/2024	Active	33	33	0	33	100.00%	0		4				T,M,VP,SC	N/R		
155697	Jhumka	08/21/2023	Active	20	0	0	0	0.00%	20		0			N	SC	N/R		
179033	Morang Future Leaders	09/30/2024	Active	19	20	1	19	100.00%	0	0	0				T,M,VP,SC	N/R		
Clubs more than two years old																		
129490	Anarmani Exc Award (06/30/2020, 06/30/2023)	01/06/2017	Active(1)	24	6	4	2	9.09%	26	5	0			N	M,SC	5	\$99.55	
151067	Baliya	06/10/2022	Active	12	1	0	1	9.09%	11		8			R	T,VP,SC	6		
138770	Bansbari Exc Award (06/30/2021)	07/12/2019	Active	25	0	1	-1	-3.85%	31	1	1			N	M,SC	10		



# Club Health Assessment for District 325 C through May 2025

			Status	Membership							Reports					Finance		LCIF
Club Number	Club Name	Charter Date		Current Member Count	YTD Members Added	YTD Members Dropped	YTD Net Growth	YTD Net Growth%	Member Count 12 Months Ago	Avg. length of service for dropped members	Months Since Last MMR ***	Yrs. Since Last Officer Report	President Rotation	Vice President Reported ****	Months Since Last Activity Report ***	Account Balance	Donations for current Fiscal Year	
			Number of times on status quo within last two years	If below 15 members appears				If net loss is greater than 20% appears			If no report in 3 months appears in	When more than one year appears in	Number of repeat terms		Notes the officers that do not have an active	If no report at 12 months appears in red		
137459	Barah Chhetra Kalabanjar	02/18/2019	Active(1)	14	1	11	-10	-41.67%	26	5	4			N	M,SC	4		
	Exc Award (06/30/2023)																	
138952	Bargachhi Green City	07/12/2019	Active(1)	1	0	0	0	0.00%	2		10		4		T,M,VP,SC	24+		
103938	BELBARI	11/11/2008	Active(2)	16	0	0	0	0.00%	16		0		2		S,T,M,VP,SC	10		
	Exc Award (06/30/2023)																	
58239	BHADRAPUR	05/01/1996	Active	17	0	0	0	0.00%	20		10			N	VP,SC	0		
	Exc Award (06/30/2020, 06/30/2023)																	
136888	Bhedetar Pathibhara	12/04/2018	Active(2)	4	5	1	4	100.00%	0	0	0				M,VP,SC	4		\$98.88
	Exc Award (06/30/2020)																	
152004	Biratchowk City	08/04/2022	Active	47	21	0	21	80.77%	27		9			N	T,SC	4		\$817.61
	Exc Award (06/30/2023)																	
26069	BIRATNAGAR	08/09/1971	Active	88	3	3	0	0.00%	89	4	0			N	M	0		
	Exc Award (06/30/2020, 06/30/2022, 06/30/2023)																	
142398	Biratnagar A One	08/09/2020	Active(1)	14	0	0	0	0.00%	17		11			N		24+		
	Exc Award (06/30/2021)																	
106525	BIRATNAGAR ACTIVE	09/09/2009	Active(1)	38	1	0	1	2.70%	37		4			N	M,SC	6		
	Exc Award (06/30/2019, 06/30/2020, 06/30/2023)																	
128478	Biratnagar Bargachhi	09/23/2016	Active(1)	20	0	0	0	0.00%	20		4		2	R	VP	5		\$100.21
	Exc Award (06/30/2020, 06/30/2024)																	
138954	Biratnagar Capital City	07/12/2019	Active	1	0	0	0	0.00%	1		17		3		S,T,M,VP,SC	24+		
58165	BIRATNAGAR CENTRAL	04/15/1996	Active	55	1	6	-5	-8.33%	60	19	0			N	M	4		\$1,100.60
	Exc Award (06/30/2016, 06/30/2018, 06/30/2023)																	
101588	BIRATNAGAR CITIZENS	03/25/2008	Active	20	0	0	0	0.00%	20		12			N		16		
101066	BIRATNAGAR CITY	01/24/2008	Active(2)	18	0	0	0	0.00%	19		9				S,T,M,VP,SC	11		
	Exc Award (06/30/2020)																	
123426	Biratnagar Dyno	10/31/2014	Active	16	0	0	0	0.00%	21		11			N	T,M,SC	2		
	Exc Award (06/30/2017, 06/30/2020)																	
136954	Biratnagar Elite	12/06/2018	Active	31	5	4	1	3.33%	30	2	5			N	M,SC	2		\$900.04
	Exc Award (06/30/2023, 06/30/2024)																	



# Club Health Assessment for District 325 C through May 2025

			Status	Membership							Reports					Finance		LCIF
Club Number	Club Name	Charter Date		Current Member Count	YTD Members Added	YTD Members Dropped	YTD Net Growth	YTD Net Growth%	Member Count 12 Months Ago	Avg. length of service for dropped members	Months Since Last MMR ***	Yrs. Since Last Officer Report	President Rotation	Vice President Reported ****	Months Since Last Activity Report ***	Account Balance	Donations for current Fiscal Year	
			Number of times on status quo within last two years	If below 15 members appears				If net loss is greater than 20% appears			If no report in 3 months appears in	When more than one year appears in	Number of repeat terms	Notes the officers that do not have an active	If no report at 12 months appears in red			
147086	Biratnagar Envision	07/16/2021	Active	24	6	2	4	20.00%	20	3	5			N	SC	0		
	Exc Award (06/30/2023)																	
78906	BIRATNAGAR EXECUTIVE	04/15/2004	Active(1)	36	3	0	3	9.09%	28		0			N	S	9		
	Exc Award (06/30/2017, 06/30/2018, 06/30/2019)																	
129487	Biratnagar Fusion	02/27/2017	Active(1)	19	0	1	-1	-5.00%	20	5	2				T,M,VP,SC	24+		\$900.31
131965	Biratnagar Global	07/05/2017	Active	32	2	2	0	0.00%	32	4	0			N	M,SC	0		\$900.31
	Exc Award (06/30/2023, 06/30/2024)																	
131973	Biratnagar Gograha	08/25/2017	Active	24	3	6	-3	-11.11%	27	5	0				M,VP,SC	8		\$1,000.59
	Exc Award (06/30/2019, 06/30/2020, 06/30/2021)																	
66967	BIRATNAGAR GREEN CITY	12/26/2002	Active	31	7	0	7	29.17%	24		0			R	T	0		\$2,003.60
	Exc Award (06/30/2020, 06/30/2023)																	
122822	Biratnagar Gurans	07/24/2014	Active	54	4	12	-8	-12.90%	62	4	0			N	T,SC	17		\$800.77
	Exc Award (06/30/2018, 06/30/2020, 06/30/2021)																	
146949	Biratnagar Halesi	07/05/2021	Active(2)	12	13	12	1	9.09%	14	5	3		3	R	T,M,SC	1		
	Exc Award (06/30/2022)																	
139016	Biratnagar Health Professional	07/12/2019	Active	36	5	0	5	16.13%	31		0			N		6		\$701.98
	Exc Award (06/30/2020, 06/30/2022, 06/30/2023)																	
122676	Biratnagar Innovative	07/11/2014	Active	37	6	0	6	19.35%	33		3			N	T,SC	10		
	Exc Award (06/30/2018, 06/30/2020)																	
138394	Biratnagar Mahanagar	06/14/2019	Active	1	0	1	-1	-50.00%	2	6	5		2		S,T,M,VP,SC	24+		
124120	Biratnagar Metro	02/26/2015	Active(1)	24	4	0	4	20.00%	20		0			N		3		
	Exc Award (06/30/2020, 06/30/2023)																	
131960	Biratnagar Mid City	07/05/2017	Active	27	3	3	0	0.00%	27	7	6			N	VP,SC	9		
66761	BIRATNAGAR MIDTOWN	10/30/2002	Active	19	2	0	2	11.76%	17		0			N	T,M,SC	24+		\$100.27
132533	Biratnagar Mills Area	09/12/2017	Active(1)	17	8	7	1	6.25%	20	3	0			N	M,VP,SC	4		\$200.15
122821	Biratnagar Morang	07/28/2014	Active	29	4	4	0	0.00%	39	3	0			N		3		\$900.31
	Exc Award (06/30/2017, 06/30/2020, 06/30/2021)																	
138970	Biratnagar New Life	07/12/2019	Active	1	0	1	-1	-50.00%	2	5	5		2		S,T,M,VP,SC	24+		



# Club Health Assessment for District 325 C through May 2025

			Status	Membership							Reports					Finance		LCIF
Club Number	Club Name	Charter Date		Current Member Count	YTD Members Added	YTD Members Dropped	YTD Net Growth	YTD Net Growth%	Member Count 12 Months Ago	Avg. length of service for dropped members	Months Since Last MMR ***	Yrs. Since Last Officer Report	President Rotation	Vice President Reported ****	Months Since Last Activity Report ***	Account Balance	Donations for current Fiscal Year	
			Number of times on status quo within last two years	If below 15 members appears				If net loss is greater than 20% appears			If no report in 3 months appears in	When more than one year appears in	Number of repeat terms	Notes the officers that do not have an active	If no report at 12 months appears in red			
132970	Biratnagar Nirman	11/14/2017	Active(1)	15	0	0	0	0.00%	15		17			R	S,T,M,SC	24+		
132166	Biratnagar Pathibhara	09/14/2017	Active	23	8	2	6	35.29%	19	6	2			R	M,VP,SC	0	\$201.44	
	Exc Award (06/30/2019, 06/30/2023)																	
129122	Biratnagar Professional	10/06/2016	Active	37	1	1	0	0.00%	37	8	0			N	S,M,SC	4		
	Exc Award (06/30/2020, 06/30/2024)																	
142017	Biratnagar Rani	07/13/2020	Cancelled(8*)	0	0	20	-20	-100.00%	20	5	1	1	None		P,S,T,M,VP SC	24+	90+ Days	
	Exc Award (06/30/2021)																	
124868	Biratnagar Silver	05/19/2015	Active(2)	2	3	3	0	0.00%	2	8	0		3		T,M,VP,SC	24+		
66977	BIRATNAGAR SUBHAM LIONESS	12/26/2002	Active	49	2	0	2	4.26%	48		0			N	T,M	3	\$1,800.62	
	Exc Award (06/30/2018, 06/30/2021, 06/30/2022)																	
116533	BIRATNAGAR UNIQUE	04/13/2012	Active	35	3	12	-9	-20.45%	44	6	1			R	T,VP	5		
	Exc Award (06/30/2017, 06/30/2022, 06/30/2023)																	
110374	BIRATNAGAR UNITED	04/11/2011	Active	32	0	2	-2	-5.88%	37	1	0			N	VP,SC	8	\$900.62	
	Exc Award (06/30/2020, 06/30/2023)																	
105313	BIRATNAGER YOUNG HEART	05/06/2009	Active(3)	22	0	0	0	0.00%	28		3				S,T,M,VP,SC	24+		
	Exc Award (06/30/2020)																	
58317	BIRTAMOD	05/16/1996	Active(1)	20	1	5	-4	-16.67%	24	11	3			R	M,SC	10		
144571	Birtamod Smart Lady	12/27/2020	Active(1)	20	1	0	1	5.26%	19		3			N	T,M,SC	0		
135517	Birtamode City	07/31/2018	Active	24	0	3	-3	-11.11%	27	4	5			N	M,SC	2	\$200.77	
	Exc Award (06/30/2023)																	
151867	Birtamode Golden Dream	08/26/2022	Active	7	0	13	-13	-65.00%	20	2	3			N	M,SC	22		
	Exc Award (06/30/2023)																	
138907	Birtamode Lady	07/17/2019	Active	19	0	7	-7	-26.92%	22	1	5			N	M,SC	0		
	Exc Award (06/30/2023)																	
142001	Budhiganga Active	07/07/2020	Active(2)	1	0	0	0	0.00%	1		17		3		S,T,M,VP,SC	N/A		
142222	Damak Active	10/12/2020	Active	11	0	0	0	0.00%	11		12		2	N	T,M,SC	10		
129084	Damak Big Buddha	10/12/2016	Active(1)	24	6	1	5	26.32%	26	0	0			N		0		
	Exc Award (06/30/2020, 06/30/2023)																	



# Club Health Assessment for District 325 C through May 2025

			Status	Membership							Reports					Finance		LCIF
Club Number	Club Name	Charter Date		Current Member Count	YTD Members Added	YTD Members Dropped	YTD Net Growth	YTD Net Growth%	Member Count 12 Months Ago	Avg. length of service for dropped members	Months Since Last MMR ***	Yrs. Since Last Officer Report	President Rotation	Vice President Reported ****	Months Since Last Activity Report ***	Account Balance	Donations for current Fiscal Year	
			Number of times on status quo within last two years	If below 15 members appears				If net loss is greater than 20% appears			If no report in 3 months appears in	When more than one year appears in	Number of repeat terms	Notes the officers that do not have an active	If no report at 12 months appears in red			
138908	Damak Dhaneshwor Exc Award (06/30/2020)	07/12/2019	Active(2)	15	0	0	0	0.00%	15		0			N	M,SC	10	90+ Days	
146932	Damak Dynamic Exc Award (06/30/2022)	07/05/2021	Active	12	4	8	-4	-25.00%	19	4	5		None	N	P,M,SC	8		
122781	Damak Eastern Line Exc Award (06/30/2019, 06/30/2020, 06/30/2021)	07/16/2014	Active(1)	23	2	0	2	9.52%	21		0			N		0		
142004	Damak Garima Exc Award (06/30/2020, 06/30/2021, 06/30/2022)	07/08/2020	Active(1)	13	1	10	-9	-40.91%	22	3	5			N	S,T,M,VP,SC	10	90+ Days	
137405	Damak Gold Exc Award (06/30/2020, 06/30/2023)	02/18/2019	Active	26	1	1	0	0.00%	30	6	5			N	M	0		
146933	Damak Helping Hearts Exc Award (06/30/2022, 06/30/2023)	07/05/2021	Active	18	3	4	-1	-5.26%	19	3	2			N	T,M	5		
128712	DAMAK LAKHANPUR Exc Award (06/30/2021, 06/30/2022)	08/29/2016	Active	16	3	7	-4	-20.00%	21	6	0			R	S,T,M,VP,SC	5		
78070	DAMAK MT. EVEREST Exc Award (06/30/2023)	01/20/2004	Active	33	6	7	-1	-2.94%	32	11	0			N	S,VP,SC	10		\$401.90
147058	Damak Purbanchal Impact Exc Award (06/30/2022)	07/16/2021	Cancelled(8*)	0	0	15	-15	-100.00%	15	3	17	1	None		P,S,T,M,VP SC	18	90+ Days	
152181	Damak Ratuwa Exc Award (06/30/2023)	08/08/2022	Active(1)	14	3	0	3	27.27%	12		1			N	T,M,SC	3		\$100.37
140621	Damak Rising Easternline Exc Award (06/30/2022)	02/05/2020	Active	2	0	0	0	0.00%	2		24		3		S,T,M,VP,SC	24+		
133182	Damak Sewika Exc Award (06/30/2022)	01/23/2018	Active	23	0	0	0	0.00%	23		14	1	None		P,S,T,M,VP SC	16		
127313	Damak Shree Antu Exc Award (06/30/2020)	06/07/2016	Active	38	1	1	0	0.00%	38	0	0				M,VP,SC	10		
132627	Damak Sweet City Exc Award (06/30/2023, 06/30/2024)	10/12/2017	Active(1)	20	5	5	0	0.00%	24	4	0			N	SC	4		
136091	Damak United Exc Award (06/30/2019, 06/30/2020, 06/30/2021)	08/20/2018	Active	23	1	0	1	4.55%	22		1			N	P,T,VP,SC	7		\$200.03
45033	DANTAKALI DHARAN Exc Award (06/30/2019, 06/30/2020, 06/30/2021)	05/28/1985	Active	21	1	2	-1	-4.55%	25	23	4			N	S,T,M,VP,SC	3		





# Club Health Assessment for District 325 C through May 2025

			Status	Membership							Reports					Finance		LCIF
Club Number	Club Name	Charter Date		Current Member Count	YTD Members Added	YTD Members Dropped	YTD Net Growth	YTD Net Growth%	Member Count 12 Months Ago	Avg. length of service for dropped members	Months Since Last MMR ***	Yrs. Since Last Officer Report	President Rotation	Vice President Reported ****	Months Since Last Activity Report ***	Account Balance	Donations for current Fiscal Year	
			Number of times on status quo within last two years	If below 15 members appears				If net loss is greater than 20% appears			If no report in 3 months appears in	When more than one year appears in	Number of repeat terms	Notes the officers that do not have an active	If no report at 12 months appears in red			
139083	Dhaijan Charaly	07/17/2019	Active(1)	16	0	0	0	0.00%	16		0			N	M,SC	10		
118667	DHANKUTA	01/28/2013	Active	2	2	3	-1	-33.33%	3	12	0				S,T,M,VP,SC	24+		
118752	DHANKUTA CENTRAL	02/11/2013	Active	3	0	0	0	0.00%	3		23				S,M,VP,SC	24+		
107857	DHARAN BUDHASUBBA	05/10/2010	Active	23	2	2	0	0.00%	26	2	0			N	M,SC	4	\$900.02	
Exc Award (06/30/2018, 06/30/2019, 06/30/2020)																		
138750	Dharan Calibre	07/17/2019	Active	29	5	1	4	16.00%	25	3	0			N		0	\$200.36	
Exc Award (06/30/2020, 06/30/2021)																		
152015	Dharan Capable	08/10/2022	Active(1)	3	3	8	-5	-62.50%	8	2	7		2		M,VP,SC	0		
Exc Award (06/30/2023)																		
118670	DHARAN EAST	02/07/2013	Status Quo(2)	6	0	0	0	0.00%	6		11		None		P,S,T,M,VP SC	24+	90+ Days	
147061	Dharan Gautam Buddha	07/04/2021	Active	13	0	0	0	0.00%	15		9			R	M,SC	14		
150978	Dharan Ghopa Health Professionals	06/01/2022	Active	7	0	0	0	0.00%	26		1		2	R	M,SC	0		
141659	Dharan Ghopa United	06/11/2020	Active	22	7	0	7	46.67%	48		4		5	N		2	\$14.92	
Exc Award (06/30/2021, 06/30/2022, 06/30/2023)																		
140419	Dharan Healthy Nation	01/06/2020	Active(2)	3	3	0	3	100.00%	0		8		2		M,VP,SC	17		
Exc Award (06/30/2023)																		
146948	Dharan Impact	07/09/2021	Active(1)	15	0	0	0	0.00%	15		8			N	T,M,SC	3		
Exc Award (06/30/2022)																		
138751	Dharan Panchakanya	07/17/2019	Active	20	2	1	1	5.26%	35	5	0				VP,SC	2	\$1,000.41	
Exc Award (06/30/2020, 06/30/2021, 06/30/2023)																		
140973	Dharan Pindeshwar	02/26/2020	Active(1)	9	0	0	0	0.00%	9		16			R	M,VP,SC	4		
144797	Dharan Singhadevi	12/31/2020	Active(1)	10	3	2	1	11.11%	18	4	0				M,VP,SC	4		
55540	DHARAN VIJAYAPUR	04/05/1994	Active	37	2	0	2	5.71%	35		2			N	P,VP,SC	0	\$901.80	
Exc Award (06/30/2017, 06/30/2018, 06/30/2020)																		
138752	Dharan Vijayapur United	07/17/2019	Active	17	5	0	5	41.67%	16		6		2	R	M,VP,SC	9	\$100.52	
Exc Award (06/30/2020, 06/30/2023)																		
138753	Dharan Zumba	07/17/2019	Active(1)	21	0	0	0	0.00%	21		9			IP	T,M,SC	0	\$100.04	
Exc Award (06/30/2020, 06/30/2021, 06/30/2023)																		



# Club Health Assessment for District 325 C through May 2025

			Status	Membership							Reports					Finance		LCIF
Club Number	Club Name	Charter Date		Current Member Count	YTD Members Added	YTD Members Dropped	YTD Net Growth	YTD Net Growth%	Member Count 12 Months Ago	Avg. length of service for dropped members	Months Since Last MMR ***	Yrs. Since Last Officer Report	President Rotation	Vice President Reported ****	Months Since Last Activity Report ***	Account Balance	Donations for current Fiscal Year	
			Number of times on status quo within last two years	If below 15 members appears					If net loss is greater than 20% appears			If no report in 3 months appears in	When more than one year appears in	Number of repeat terms	Notes the officers that do not have an active	If no report at 12 months appears in red		
124057	Duhabi	01/26/2015	Active	22	1	0	1	4.76%	25		5			R	T,M,SC	5		\$200.74
Exc Award (06/30/2020)																		
66762	EASTERN MORANG URLABARI	10/30/2002	Active	23	4	1	3	15.00%	22	10	5			N	SC	10		
Exc Award (06/30/2022)																		
126970	GAURADAH	03/10/2016	Active	30	3	0	3	11.11%	27		0			N	M,SC	4		
Exc Award (06/30/2019, 06/30/2020, 06/30/2021)																		
152010	Gauradaha United	09/26/2022	Active	19	0	0	0	0.00%	19		12			N	P,M,SC	10		
Exc Award (06/30/2023)																		
150766	Gauriganj	05/09/2022	Active	21	0	0	0	0.00%	25		0			N	M,SC	0		
141558	Inaruwa	06/11/2020	Active(2)	1	1	1	0	0.00%	1	0	0		6		S,T,M,VP,SC	24+		
115902	INDRAPUR	02/24/2012	Active	45	1	0	1	2.27%	45		0		None	N	P,S	3		
142010	Itahari Active	07/07/2020	Active(2)	20	0	1	-1	-4.76%	21	4	0			N	T,M,SC	0		\$100.36
Exc Award (06/30/2021, 06/30/2023)																		
148195	Itahari BP Chowk Central	09/08/2021	Active	3	2	2	0	0.00%	19	4	0				T,M,VP,SC	22		
143237	Itahari Citizens	10/13/2020	Active	11	1	3	-2	-15.38%	15	3	0			N	M,SC	0		\$50.21
Exc Award (06/30/2024)																		
128265	Itahari City	08/02/2016	Active	32	0	0	0	0.00%	28		0			N	T,M,SC	10		\$900.31
Exc Award (06/30/2020, 06/30/2021, 06/30/2022)																		
148400	Itahari Corporate	11/23/2021	Active(1)	9	1	0	1	12.50%	11		0			N	M,SC	21		
131962	Itahari Creative Lady	07/05/2017	Active	32	1	0	1	3.23%	31		0			N	T,M,SC	0		\$150.57
Exc Award (06/30/2021, 06/30/2022, 06/30/2023)																		
131968	Itahari Green City	07/11/2017	Active	25	2	6	-4	-13.79%	29	5	5			N	T,M	10		\$100.99
Exc Award (06/30/2019)																		
146122	Itahari Health Professional	05/20/2021	Active(1)	1	0	0	0	0.00%	1		17		2		S,T,M,VP,SC	N/A		
146934	Itahari Innovation	07/07/2021	Active(1)	14	1	0	1	7.69%	14		0			N	T,M,SC	14		\$20.00
129134	ITAHARI LABIPUR	10/31/2016	Cancelled(8*)	0	0	11	-11	-100.00%	11	7	5		None		P,S,T,M,VP SC	24+	90+ Days	
Exc Award (06/30/2019)																		
137411	Itahari Manakamana	02/14/2019	Active(1)	20	1	0	1	5.26%	19		0		2	N	M,SC	8		\$904.66



# Club Health Assessment for District 325 C through May 2025

			Status	Membership							Reports					Finance		LCIF
Club Number	Club Name	Charter Date		Current Member Count	YTD Members Added	YTD Members Dropped	YTD Net Growth	YTD Net Growth%	Member Count 12 Months Ago	Avg. length of service for dropped members	Months Since Last MMR ***	Yrs. Since Last Officer Report	President Rotation	Vice President Reported ****	Months Since Last Activity Report ***	Account Balance	Donations for current Fiscal Year	
			Number of times on status quo within last two years	If below 15 members appears					If net loss is greater than 20% appears			If no report in 3 months appears in	When more than one year appears in	Number of repeat terms	Notes the officers that do not have appears in an active	If no report at 12 months red		
Exc Award (06/30/2020, 06/30/2023)																		
138771	Itahari Pacharukhi	07/17/2019	Active	22	0	0	0	0.00%	21		0			R	M,SC	2		\$451.97
Exc Award (06/30/2024)																		
142011	Itahari Professional	07/09/2020	Active(2)	9	0	1	-1	-10.00%	9	3	3			N	S,M,VP,SC	9		
140420	Itahari Shantinagar	01/09/2020	Active(1)	11	0	4	-4	-26.67%	15	4	2			N	P,T,M,VP,SC	10		
Exc Award (06/30/2020, 06/30/2023)																		
136463	Itahari Smart City	11/21/2018	Active	39	5	0	5	14.71%	38		0			N	T	0		\$1,004.73
Exc Award (06/30/2019, 06/30/2020, 06/30/2021, 06/30/2022)																		
47934	ITAHARI SUNSARI	12/02/1987	Active	64	0	1	-1	-1.54%	65	14	0			N	M,SC	24+		\$99.55
Exc Award (06/30/2020, 06/30/2021, 06/30/2022)																		
152016	Itahari Super Sambriddhi	08/23/2022	Status Quo(1)	14	0	0	0	0.00%	14		15				T,M,VP,SC	N/A	90+ Days	
Exc Award (06/30/2023)																		
147296	Itahari Supercity	07/06/2021	Active(1)	11	0	3	-3	-21.43%	14	2	5				S,T,M,VP,SC	24+		
147066	Jhapa Damak	07/12/2021	Active	28	0	0	0	0.00%	28		16		None		P,S,T,M,VP SC	24+		
Exc Award (06/30/2022)																		
147087	Kamal	07/06/2021	Active	22	1	1	0	0.00%	22	3	0			N	SC	8		
Exc Award (06/30/2024)																		
126770	Kanchanbari	03/07/2016	Active(2)	1	1	3	-2	-66.67%	2	2	5		None		P,T,M,VP,SC	24+		
Exc Award (06/30/2020)																		
138754	Kanepokhari	07/17/2019	Cancelled(8*)	0	0	16	-16	-100.00%	16	5	5	1	None		P,S,T,M,VP SC	22	90+ Days	
Exc Award (06/30/2023)																		
154071	Kankai Durgapur	04/21/2023	Active	19	0	0	0	0.00%	19		17			N	S,T,M,SC	14		
153455	Kankai Laxmipur	04/25/2023	Active	20	0	0	0	0.00%	20		25	1	None		P,S,T,M,VP SC	N/R		
124293	Kankai Surunga	03/03/2015	Active	32	6	5	1	3.23%	31	8	0			N	T,M,SC	3		
Exc Award (06/30/2020, 06/30/2023)																		
152023	Khorsane	07/29/2022	Active	23	4	0	4	21.05%	23		0			N		8		
Exc Award (06/30/2023)																		
136597	Koshi Insurance Professional	12/13/2018	Active	11	0	0	0	0.00%	11		0				T,M,VP,SC	24+		




# Club Health Assessment for District 325 C through May 2025

			Status	Membership							Reports					Finance		LCIF
Club Number	Club Name	Charter Date		Current Member Count	YTD Members Added	YTD Members Dropped	YTD Net Growth	YTD Net Growth%	Member Count 12 Months Ago	Avg. length of service for dropped members	Months Since Last MMR ***	Yrs. Since Last Officer Report	President Rotation	Vice President Reported ****	Months Since Last Activity Report ***	Account Balance	Donations for current Fiscal Year	
			Number of times on status quo within last two years	If below 15 members appears					If net loss is greater than 20% appears			If no report in 3 months appears in	When more than one year appears in	Number of repeat terms	Notes the officers that do not have an active	If no report at 12 months appears in red		
135581	Madhumalla	07/17/2018	Active	11	0	0	0	0.00%	11		16			N	M,VP,SC	8		
138909	Mechinagar	07/17/2019	Active	26	5	0	5	23.81%	33		4			N	T,M,SC	8		\$100.03
Exc Award (06/30/2020, 06/30/2023)																		
115657	PANCHTHAR	12/09/2011	Active(1)	2	0	0	0	0.00%	2		17		4		S,T,M,VP,SC	N/R		
107858	PATHARI	05/11/2010	Active	17	2	0	2	13.33%	16		0			N		4		\$99.63
Exc Award (06/30/2020)																		
152009	Pathari Creative Ladies	08/05/2022	Active	9	0	7	-7	-43.75%	16	2	5			N	T,M,VP	5		
Exc Award (06/30/2023)																		
138191	Pathari Sanischare	06/09/2019	Active	6	0	3	-3	-33.33%	9	1	5			N	M,VP,SC	4		
135732	Pathari Young Heart	08/09/2018	Active(1)	6	0	1	-1	-14.29%	7	0	10			N	M	7	90+ Days	
140421	Phidim	01/06/2020	Active(1)	11	0	0	0	0.00%	11		22	1	None		P,S,T,M,VP SC	21		
128713	Ramdhuni	10/06/2016	Active	26	0	0	0	0.00%	26		4				M,VP,SC	5		\$100.15
Exc Award (06/30/2023)																		
149247	Saptakoshi Dynamic	03/14/2022	Active	18	1	2	-1	-5.26%	20	2	0			N	M,SC	4		
Exc Award (06/30/2023)																		
131971	Shiva-Satakshi	07/11/2017	Active	9	0	0	0	0.00%	9		23		3		S,T,M,VP,SC	24+		
Exc Award (06/30/2020)																		
126982	SUNDAR DULARI	03/10/2016	Active	36	2	0	2	5.88%	42		4			N	SC	1		
Exc Award (06/30/2022)																		
147703	Taltalaiya	08/31/2021	Active(1)	22	0	0	0	0.00%	22		20	1	None		P,S,T,M,VP SC	N/A	90+ Days	
Exc Award (06/30/2023)																		
131972	Tankisinwari Green City	08/15/2017	Active(1)	26	7	0	7	36.84%	43		0		2	R	M,SC	0		\$1,000.77
138756	Tarahara Sundar City	07/12/2019	Active	1	0	1	-1	-50.00%	2	9	5		3		P,S,T,M,VP SC	24+		
131966	Tarhara Itahari	07/11/2017	Active(1)	21	3	2	1	5.00%	20	6	0			N	T,M,SC	6		\$1,007.63
Exc Award (06/30/2019)																		
60280	URLABARI	01/07/1998	Active	25	1	0	1	4.17%	28		8			R	M,VP,SC	0		\$250.29
Exc Award (06/30/2019, 06/30/2022)																		
78184	URLABARI AASTHA	02/04/2004	Active	20	0	8	-8	-28.57%	28	6	5				VP,SC	5		



# Club Health Assessment for District 325 C through May 2025

			Status	Membership							Reports					Finance	LCIF
Club Number	Club Name	Charter Date		Current Member Count	YTD Members Added	YTD Members Dropped	YTD Net Growth	YTD Net Growth%	Member Count 12 Months Ago	Avg. length of service for dropped members	Months Since Last MMR ***	Yrs. Since Last Officer Report	President Rotation	Vice President Reported ****	Months Since Last Activity Report ***	Account Balance	Donations for current Fiscal Year
			Number of times on status quo within last two years	If below 15 members appears				If net loss is greater than 20% appears			If no report in 3 months appears in	When more than one year appears in	Number of repeat terms	Notes the officers that do not have an active	If no report at 12 months appears in red		
Exc Award (06/30/2019, 06/30/2023)																	
150794	Urlabari Impact	06/14/2022	Status Quo(1)	7	0	0	0	0.00%	7		11	2	None	P,S,T,M,VP SC	24+	90+ Days	


Clubs Cancelled Previous Fiscal Year – Clubs Cancelled within last 12 months may be reinstated

Club Number	Club Name	Charter Date	Current Status*	Cancellation Date
153047	Biratnagar Creative	01/16/2023	Cancelled(8*)	02/29/2024
128707	Damak Belcity	08/24/2016	Cancelled(8*)	06/29/2024
152114	Damak Cosmic	08/04/2022	Cancelled(6*)	07/29/2023
134353	Damak Greencity	06/12/2018	Cancelled(8*)	01/29/2024
150795	Damak Gurans	05/31/2022	Cancelled(8*)	12/29/2023
150945	Damak Health Professional	05/24/2022	Cancelled(8*)	02/29/2024
151282	Damak Helping Hands	06/16/2022	Cancelled(8*)	12/29/2023
150975	Damak Impact	05/26/2022	Cancelled(8*)	12/29/2023
151188	Damak Junior Buddha	06/15/2022	Cancelled(8*)	12/29/2023
142221	Damak Mid Town	08/09/2020	Cancelled(8*)	06/29/2024
152011	Dharan Helping Hands	08/12/2022	Cancelled(8*)	12/29/2023
142543	Kerkha	08/13/2020	Cancelled(8*)	02/29/2024
156035	Khanar	09/29/2023	Cancelled(8*)	06/29/2024
133521	Letang	01/02/2018	Cancelled(8*)	02/29/2024
135238	Ramdhuni City	06/19/2018	Cancelled(8*)	01/29/2024
116159	SUNSARI KOSHI RIVER	03/09/2012	Cancelled(8*)	06/29/2024
107482	TANKISINWARI	02/11/2010	Cancelled(8*)	06/29/2024
151258	Urlabari Central	06/14/2022	Cancelled(6*)	07/29/2023

Current Total Clubs Count	YTD New Clubs Count	YTD Cancelled Clubs Count	YTD Net Club Gain	Current Total Members Count	YTD Add	YTD Drop	YTD Net Growth	YTD Net Growth %	Member Count 12 Months Ago	Average Member Count Per Club	% of Clubs with less than 20 members	% No MMR in 3 Months	% No Officer Report in 12 Months	% of Clubs with balance 90+ days	Number of Clubs in Status Quo	% Status Quo Clubs in Financial Suspension	Number of Cancelled Clubs	Average Cancelled Club Age	Members Lost Due to Cancellation	% of Clubs Cancelled for Non-Financial Reasons
154	10	4	6	3,059	486	343	143	4.90%	3,169	20	47%	49%	3%	6%	3	100%	4	23	62	-400%



Club Health Assessment for District 325 C through May 2025

			Status	Membership							Reports					Finance	LCIF
Club Number	Club Name	Charter Date		Current Member Count	YTD Members Added	YTD Members Dropped	YTD Net Growth	YTD Net Growth%	Member Count 12 Months Ago	Avg. length of service for dropped members	Months Since Last MMR ***	Yrs. Since Last Officer Report	President Rotation	Vice President Reported ****	Months Since Last Activity Report ***	Account Balance	Donations for current Fiscal Year
			Number of times on status quo within last two years	If below 15 members appears				If net loss is greater than 20% appears			If no report in 3 months appears in	When more than one year appears in	Number of repeat terms	Notes the officers that do not have an active	If no report at 12 months appears in red		

\* - P - Priority Club. Cancellation Reasons: 1-Objectives/conduct, 2-Non-active club, 5-Non-existing club, 6-Disbanding, 7-Merger, 8-Financial Suspension, 9-District/Multiple District Dues.  
\*\* - Abbreviation: P-President, S-Secretary, T-Treasurer, M-Member Chairperson, VP-First Vice President, MC-Communications Chairperson, SC-Service Chairperson  
\*\*\* - Abbreviation: N/R - Never reported using the Lions Clubs website, N/A - Not applicable, No password registered for the Lions Clubs website.  
\*\*\*\* - Abbreviation: N - New, IP - Immediate Past, R - Repeat.



# Club Health Assessment for District 325 D through May 2025

			Status	Membership							Reports					Finance		LCIF
Club Number	Club Name	Charter Date		Current Member Count	YTD Members Added	YTD Members Dropped	YTD Net Growth	YTD Net Growth%	Member Count 12 Months Ago	Avg. length of service for dropped members	Months Since Last MMR ***	Yrs. Since Last Officer Report	President Rotation	Vice President Reported ****	Months Since Last Activity Report ***	Account Balance	Donations for current Fiscal Year	
			Number of times on status quo within last two years	If below 15 members appears				If net loss is greater than 20% appears			If no report in 3 months appears in	When more than one year appears in	Number of repeat terms	Notes the officers that do not have an active	If no report at 12 months red			
Clubs less than two years old																		
181538	Kathmandu Aabhusan	03/25/2025	Newly Chartered	20	20	0	20	100.00%	0		2			M,VP,SC	1			
156228	Kathmandu Bindas	09/28/2023	Cancelled(8*)	0	0	22	-22	-100.00%	22	2	2		None	P,S,T,M,VP SC	8	90+ Days		
157577	Kathmandu Bulbul	02/28/2024	Active(1)	4	0	27	-27	-87.10%	42	2	2		2	N	S,M,SC	10		
154722	Kathmandu Collection	06/19/2023	Active(1)	10	9	6	3	42.86%	10	1	2		None	P,T,M,VP,SC	3			
157488	Kathmandu Diabetic Health Care	02/27/2024	Active	21	0	0	0	0.00%	21		2		2	N		3		
155803	Kathmandu Global Network	09/28/2023	Status Quo(1)	37	0	0	0	0.00%	53		4			S,T,M,VP,SC	N/A	90+ Days		
156174	Kathmandu Green Valley	09/26/2023	Active	30	7	6	1	3.45%	29	1	0		2	R	M,SC	4		
156464	Kathmandu Kaanth	12/12/2023	Active(1)	18	0	3	-3	-14.29%	21	2	3		2		M,VP,SC	7		
175902	Kathmandu Mero	07/19/2024	Active	20	20	0	20	100.00%	0		10			N	M,SC	8	90+ Days	
154743	Kathmandu Power	06/15/2023	Active(1)	11	1	0	1	10.00%	10		2		3	N	T,M,VP,SC	8		
156347	Kathmandu Royal Sarlahi	09/30/2023	Active	20	0	0	0	0.00%	20		2		2		M,VP,SC	8		
156241	Kathmandu Sakwo	09/28/2023	Active	24	4	2	2	9.09%	32	4	0		2	R		2		
155733	Kathmandu Shivapuri Peak	09/30/2023	Cancelled(8*)	0	0	20	-20	-100.00%	40	2	6		None	P,S,T,M,VP SC	9	90+ Days		
178884	Kathmandu Skill Squad	09/30/2024	Active	20	20	0	20	100.00%	0		8			N	T,M,SC	6		
173193	Kathmandu Smart	11/08/2024	Active	20	20	0	20	100.00%	0		6			N	M,SC	6		
172632	Kathmandu Tej Binayak	07/18/2024	Active	17	17	0	17	100.00%	0		5				M,VP,SC	8		
172061	Kathmandu Temke	06/20/2024	Active	20	0	0	0	0.00%	0		11		None	P,S,T,M,VP SC	3	90+ Days		
177017	Kathmandu Thali	08/19/2024	Active	25	25	0	25	100.00%	0		5			N		9		
157414	Kathmandu Udyamsheel	02/26/2024	Active	27	5	0	5	22.73%	21		3		2	R	T,M,VP,SC	4	\$900.06	
154721	Kathmandu Youth Vision	06/16/2023	Active	10	0	0	0	0.00%	10		9			N	S,T,M,SC	9		
154684	Lalitpur Multichain	06/15/2023	Cancelled(8*)	0	0	10	-10	-100.00%	10	2	4	1	None	P,S,T,M,VP SC	8	90+ Days		
179062	Lalitpur Royal Friends	10/04/2024	Active	20	20	0	20	100.00%	0		7			N	M,SC	2		
154687	Tokha Kathmandu	06/16/2023	Active	20	10	0	10	100.00%	10		1			N	T,M,VP,SC	0		





# Club Health Assessment for District 325 D through May 2025

			Status	Membership							Reports					Finance		LCIF
Club Number	Club Name	Charter Date		Current Member Count	YTD Members Added	YTD Members Dropped	YTD Net Growth	YTD Net Growth%	Member Count 12 Months Ago	Avg. length of service for dropped members	Months Since Last MMR ***	Yrs. Since Last Officer Report	President Rotation	Vice President Reported ****	Months Since Last Activity Report ***	Account Balance	Donations for current Fiscal Year	
			Number of times on status quo within last two years	If below 15 members appears					If net loss is greater than 20% appears		If no report in 3 months appears in	When more than one year appears in	Number of repeat terms	Notes the officers that do not have an active	If no report at 12 months appears in red			
154683	Tokha Shivapuri	06/15/2023	Active(1)	10	10	0	10	100.00%	5		0		4	N M	0			
Clubs more than two years old																		
60085	DINGLA BHOJPUR	11/07/1997	Active(1)	48	0	1	-1	-2.04%	97	1	9			N T	9			
51652	DOLAKHA	05/06/1991	Active	15	0	3	-3	-16.67%	17	1	2		2	R M	9			
142223	Kapan Horizon	10/01/2020	Active(2)	11	0	9	-9	-45.00%	14	3	10			N M,SC	10			
26071	KATHMANDU	07/12/1972	Active	54	1	1	0	0.00%	58	3	5			N	0		\$920.08	
104165	KATHMANDU AANKHIJHYAL	12/15/2008	Active	25	0	0	0	0.00%	25		10			N M,VP,SC	10		\$500.18	
151309	Kathmandu Akarshan	06/19/2022	Active	22	6	5	1	4.76%	21	3	2			N T,M,SC	7			
132618	Kathmandu Bagmati North	10/12/2017	Active(1)	14	14	0	14	100.00%	15		6			IP	10			
131791	Kathmandu Basuki	07/03/2017	Active	22	3	0	3	15.79%	30		1			N	1		\$50.00	
152455	Kathmandu Blink Fitness	09/09/2022	Cancelled(8*)	0	0	20	-20	-100.00%	20	2	5	1	None	P,S,T,M,VP SC	8	90+ Days		
96686	KATHMANDU CENTURY	03/21/2006	Cancelled(8*)	0	0	15	-15	-100.00%	35	7	8		None	P,S,T,M,VP SC	24+	90+ Days		
133123	Kathmandu Corporate Nepal	01/23/2018	Active(2)	38	16	15	1	2.70%	36	6	5			N M	2			
98845	KATHMANDU CREATIVE WOMEN Exc Award (06/30/2019)	03/20/2007	Active	21	0	0	0	0.00%	21		14		3	N T,SC	9		\$100.27	
109456	KATHMANDU DANFE	10/07/2010	Active	64	0	6	-6	-8.57%	70	2	0			N	1		\$250.04	
135799	Kathmandu Darpan Exc Award (06/30/2020)	09/03/2018	Active(1)	20	9	9	0	0.00%	26	4	0			N M	8		\$900.01	
147088	Kathmandu Gagan	08/04/2021	Active	26	6	9	-3	-10.34%	29	3	1			N M,SC	3		\$1,820.14	
96687	KATHMANDU GATEWAY	03/21/2006	Cancelled(8*)	0	0	35	-35	-100.00%	35	5	11		None	P,S,T,M,VP SC	24+	90+ Days		
60064	KATHMANDU GOKARNESHWOR Exc Award (06/30/2018, 06/30/2019, 06/30/20)	10/31/1997	Active	47	7	0	7	17.50%	41		4			N M,VP	2		\$780.56	
152027	Kathmandu Gokarneshwor Energetic	09/08/2022	Active(1)	18	0	7	-7	-28.00%	25	2	2		2	S,T,M,VP,SC	10			
96688	KATHMANDU GREATER	03/21/2006	Cancelled(8*)	0	0	12	-12	-100.00%	35	8	8		None	P,S,T,M,VP SC	24+	90+ Days		
152106	Kathmandu Green Nature	08/03/2022	Active	21	0	0	0	0.00%	21		1			M,VP,SC	6			



# Club Health Assessment for District 325 D through May 2025

			Status	Membership							Reports					Finance		LCIF
Club Number	Club Name	Charter Date		Current Member Count	YTD Members Added	YTD Members Dropped	YTD Net Growth	YTD Net Growth%	Member Count 12 Months Ago	Avg. length of service for dropped members	Months Since Last MMR ***	Yrs. Since Last Officer Report	President Rotation	Vice President Reported ****	Months Since Last Activity Report ***	Account Balance	Donations for current Fiscal Year	
			Number of times on status quo within last two years	If below 15 members appears				If net loss is greater than 20% appears			If no report in 3 months appears in	When more than one year appears in	Number of repeat terms	Notes the officers that do not have an active	If no report at 12 months appears in red			
125005	Kathmandu Green World	06/01/2015	Cancelled(8*)	0	0	6	-6	-100.00%	10	6	5		None	P,S,T,M,VP SC	9	90+ Days		
129661	Kathmandu Gupti Ganesh	02/06/2017	Active(2)	4	0	15	-15	-78.95%	19	4	0			T,M,VP,SC	9			
151013	Kathmandu Helping Hearts	06/15/2022	Active	39	5	4	1	2.63%	38	3	4		N	S,T,M,VP,SC	0		\$2,040.29	
	Exc Award (06/30/2023, 06/30/2024)																	
119923	Kathmandu Himalayas	07/19/2013	Active(2)	15	0	9	-9	-37.50%	24	8	5		2	T,M,VP,SC	9			
153048	Kathmandu Indrasarowor	11/24/2022	Active	20	10	0	10	100.00%	15		3		2	M,SC	0			
137406	Kathmandu Infinity	02/28/2019	Active	27	2	5	-3	-10.00%	46	2	0		R	T	3		\$250.04	
	Exc Award (06/30/2023)																	
57925	KATHMANDU JORPATI	02/28/1996	Active	41	3	1	2	5.13%	39	9	2		N		4			
	Exc Award (06/30/2017, 06/30/2024)																	
100341	KATHMANDU KALIKA	10/10/2007	Active(1)	23	0	0	0	0.00%	27		11		N	P	10			
	Exc Award (06/30/2018)																	
129746	Kathmandu Kapan	01/24/2017	Active(1)	22	1	0	1	4.76%	26		5		N	M,SC	2		\$963.85	
66780	KATHMANDU LALIGURANS	10/30/2002	Active	49	10	2	8	19.51%	41	7	2		R	M,SC	3		\$200.26	
	Exc Award (06/30/2020)																	
61068	KATHMANDU MAHANKAL	08/04/1998	Active	25	0	2	-2	-7.41%	26	13	1		N	T,VP,SC	1			
	Exc Award (06/30/2019, 06/30/2023)																	
132657	Kathmandu Makalbari	11/14/2017	Cancelled(8*)	0	0	23	-23	-100.00%	23	4	9		None	P,S,T,M,VP SC	10	90+ Days		
	Exc Award (06/30/2021)																	
128266	Kathmandu Manahara	08/04/2016	Active	84	5	2	3	3.70%	85	1	0		N		3		\$900.06	
	Exc Award (06/30/2023, 06/30/2024)																	
98263	KATHMANDU MELVIN JONES	01/12/2007	Active	29	4	0	4	16.00%	36		3		N		10		\$2,499.67	
	Exc Award (06/30/2020)																	
61605	KATHMANDU MOUNT EVEREST	03/08/1999	Active	2	0	0	0	0.00%	2		14		None	P,S,T,M,VP SC	0			
106554	KATHMANDU MOUNT GAURISHANKAR	09/09/2009	Cancelled(8*)	0	0	9	-9	-100.00%	9	8	1		None	P,S,T,M,VP SC	24+	90+ Days		
63244	KATHMANDU MOUNT MAKALU	05/31/2000	Active(2)	31	0	3	-3	-8.82%	34	16	3			S,T,M,VP,SC	10			
143533	Kathmandu Nayapati Friends	12/24/2020	Cancelled(8*)	0	0	24	-24	-100.00%	24	4	22		None	P,S,T,M,VP SC	9	90+ Days		



# Club Health Assessment for District 325 D through May 2025

			Status	Membership							Reports					Finance	LCIF
Club Number	Club Name	Charter Date		Current Member Count	YTD Members Added	YTD Members Dropped	YTD Net Growth	YTD Net Growth%	Member Count 12 Months Ago	Avg. length of service for dropped members	Months Since Last MMR ***	Yrs. Since Last Officer Report	President Rotation	Vice President Reported ****	Months Since Last Activity Report ***	Account Balance	Donations for current Fiscal Year
			Number of times on status quo within last two years	If below 15 members appears						If net loss is greater than 20% appears	If no report in 3 months appears	When more than one year appears in	Number of repeat terms	Notes the officers that do not have an active	If no report at 12 months appears in red		
142350	Kathmandu Nayapati Victorious	09/30/2020	Active	20	0	4	-4	-16.67%	24	3	5			R	M,SC	9	
136978	Kathmandu Padhmashree	12/06/2018	Active(1)	14	2	3	-1	-6.67%	21	6	0		None	N	P,M,SC	4	
126215	Kathmandu Panchasheel	11/18/2015	Active(2)	20	0	1	-1	-4.76%	35	1	0			N	T,VP,SC	9	
121134	Kathmandu Peace and Education	01/22/2014	Active	22	2	2	0	0.00%	22	2	0			R	M,SC	0	
89374	KATHMANDU RISING SUN	10/06/2005	Active	32	1	9	-8	-20.00%	57	4	5		2	N	M,SC	9	
Exc Award (06/30/2024)																	
147071	Kathmandu Royal Himalayan	07/06/2021	Active	22	0	0	0	0.00%	22		4			R	M,VP,SC	8	\$900.06
100098	KATHMANDU SHARING HEARTS	08/27/2007	Active	24	0	0	0	0.00%	26		9			N	M,SC	4	\$250.71
Exc Award (06/30/2019, 06/30/2024)																	
150976	Kathmandu Shrijanshil	06/13/2022	Active	23	3	1	2	9.52%	21	0	5			N	T,VP	6	
111664	KATHMANDU SIMRIK	07/14/2011	Active(2)	15	27	38	-11	-42.31%	26	8	3		2	R	M,SC	10	
Exc Award (06/30/2019)																	
131773	KATHMANDU SKILL DEVELOPMENT	07/03/2017	Active(1)	27	1	2	-1	-3.57%	28	7	3		2	R		2	\$1,000.00
96685	KATHMANDU SUBHAKAMANA	03/21/2006	Cancelled(8*)	0	0	48	-48	-100.00%	75	2	6		None		P,S,T,M,VP SC	12	90+ Days
61553	KATHMANDU SUKUNDA	02/24/1999	Active	33	3	1	2	6.45%	30	0	0		2	R	T,M,SC	9	\$899.19
101020	KATHMANDU UTTAR BAHINI	01/14/2008	Active	23	0	5	-5	-17.86%	28	7	10			N	M,SC	9	
133632	Kathmandu Zenith	06/19/2018	Active(1)	9	0	6	-6	-40.00%	15	4	5		3		T,M,VP,SC	10	
108259	SANKHU	05/21/2010	Active	45	8	0	8	21.62%	43		0			N		3	
Exc Award (06/30/2020, 06/30/2021)																	
125760	Sindhupalchok	09/09/2015	Active(1)	16	3	12	-9	-36.00%	25	3	3				M,VP,SC	9	
152029	Solukhumbu Everest Khumbu	09/08/2022	Active	21	0	0	0	0.00%	21		11		3		S,T,M,VP,SC	0	
137561	Sundarijal	03/18/2019	Active(1)	24	0	0	0	0.00%	24		17			N	SC	9	

Clubs Cancelled Previous Fiscal Year – Clubs Cancelled within last 12 months may be reinstated

Club Number	Club Name	Charter Date	Current Status*	Cancellation Date
-------------	-----------	--------------	-----------------	-------------------



## Club Health Assessment for District 325 D through May 2025

			Status							Membership					Reports					Finance		LCIF
Club Number	Club Name	Charter Date		Current Member Count	YTD Members Added	YTD Members Dropped	YTD Net Growth	YTD Net Growth%	Member Count 12 Months Ago	Avg. length of service for dropped members	Months Since Last MMR ***	Yrs. Since Last Officer Report	President Rotation	Vice President Reported ****	Months Since Last Activity Report ***	Account Balance	Donations for current Fiscal Year					
			Number of times on status quo within last two years	If below 15 members appears				If net loss is greater than 20% appears			If no report in 3 months appears in	When more than one year appears in	Number of repeat terms	Notes the officers that do not have an active	If no report at 12 months appears in red							
142000	Budhanilkantha Newa Pucha	08/13/2020	Cancelled(8*)	01/29/2024																		
137542	Kathmandu Academic	03/11/2019	Cancelled(8*)	02/29/2024																		
153549	Kathmandu Battisputali	03/31/2023	Cancelled(8*)	09/29/2023																		
129931	Kathmandu Collaborator	05/02/2017	Cancelled(8*)	12/29/2023																		
129280	Kathmandu Gauravshali	11/10/2016	Cancelled(8*)	12/29/2023																		
148458	Kathmandu Gauri Sankar	09/29/2021	Cancelled(8*)	06/29/2024																		
142584	Kathmandu Green Hill	10/12/2020	Cancelled(8*)	08/29/2023																		
148077	Kathmandu Green Planet	09/29/2021	Cancelled(8*)	08/29/2023																		
142148	Kathmandu Journey	07/31/2020	Cancelled(8*)	08/29/2023																		
129053	Kathmandu Manichood	10/27/2016	Cancelled(8*)	12/29/2023																		
134591	Kathmandu New Sunakhari	05/22/2018	Cancelled(8*)	08/29/2023																		
154724	Kathmandu Save the Nature	06/16/2023	Cancelled(8*)	12/29/2023																		
142013	Kathmandu Third Eye	07/06/2020	Cancelled(8*)	01/29/2024																		
154723	Kathmandu Unity Group	06/16/2023	Cancelled(8*)	04/29/2024																		
Current Total Clubs Count	YTD New Clubs Count	YTD Cancelled Clubs Count	YTD Net Club Gain	Current Total Members Count	YTD Add	YTD Drop	YTD Net Growth	YTD Net Growth %	Member Count 12 Months Ago	Average Member Count Per Club	% of Clubs with less than 20 members	% No MMR in 3 Months	% No Officer Report in 12 Months	% of Clubs with balance 90+ days	Number of Clubs in Status Quo	% Status Quo Clubs in Financial Suspension	Number of Cancelled Clubs	Average Cancelled Club Age	Members Lost Due to Cancellation	% of Clubs Cancelled for Non-Financial Reasons		
68	7	12	-5	1,671	340	480	-140	-7.73%	2,094	25	26%	57%	0%	4%	1	100%	12	14	244	-117%		

\* - P - Priority Club. Cancellation Reasons: 1-Objectives/conduct, 2-Non-active club, 5-Non-existing club, 6-Disbanding, 7-Merger, 8-Financial Suspension, 9-District/Multiple District Dues.

\*\* - Abbreviation: P-President, S-Secretary, T-Treasurer, M-Member Chairperson, VP-First Vice President, MC-Communications Chairperson, SC-Service Chairperson

\*\*\* - Abbreviation: N/R - Never reported using the Lions Clubs website, N/A - Not applicable, No password registered for the Lions Clubs website.

\*\*\*\* - Abbreviation: N - New, IP - Immediate Past, R - Repeat.



# Club Health Assessment for District 325 E through May 2025

Club Number	Club Name	Charter Date	Status	Membership							Reports					Finance	LCIF
				Current Member Count	YTD Members Added	YTD Members Dropped	YTD Net Growth	YTD Net Growth%	Member Count 12 Months Ago	Avg. length of service for dropped members	Months Since Last MMR ***	Yrs. Since Last Officer Report	President Rotation	Vice President Reported ****	Months Since Last Activity Report ***	Account Balance	Donations for current Fiscal Year
			Number of times on status quo within last two years	If below 15 members appears				If net loss is greater than 20% appears			If no report in 3 months appears	When more than one year appears in	Number of repeat terms	Notes the officers that do not have appears in an active	If no report at 12 months red		
Clubs less than two years old																	
155699	Chandragiri Baghbachala	08/24/2023	Active(1)	23	6	10	-4	-14.81%	27	1	2			N	M,SC	4	\$1,000.02
172661	Chandragiri Central	07/16/2024	Active	25	25	0	25	100.00%	0		8				S,M,VP,SC	8	
179002	Chandragiri Mid Town	09/30/2024	Active	2	20	18	2	100.00%	0	0	0				T,M,VP,SC	N/R	
175678	Kathmandu eDriveNepal	08/05/2024	Active	26	26	0	26	100.00%	0		2			N	M,VP,SC	N/A	
175736	Kathmandu Adamya Sahaas	08/02/2024	Status Quo(1)	12	20	8	12	100.00%	0	5	0				T,M,VP,SC	N/R	90+ Days
177012	Kathmandu Adbhut	08/05/2024	Active	20	46	26	20	100.00%	0	0	0			N	M,SC	8	\$700.11
179034	Kathmandu Adbhut Futsal	09/30/2024	Active	5	43	38	5	100.00%	0	0	0			N	M,SC	N/A	
155856	Kathmandu Anubhuti	09/28/2023	Active	12	3	9	-6	-33.33%	24	3	0				M,VP,SC	7	
182361	Kathmandu Bagbhairab	05/23/2025	Newly Chartered	2	20	18	2	100.00%	0	0	0				S,T,M,VP,SC	N/R	
182367	Kathmandu Ban Ganesh	05/21/2025	Newly Chartered	2	20	18	2	100.00%	0	0	0				T,M,VP,SC	N/A	90+ Days
182237	Kathmandu Bankali	05/19/2025	Newly Chartered	3	20	17	3	100.00%	0	0	0				M,VP,SC	N/R	
155641	Kathmandu Diamond Eyes	08/17/2023	Active(1)	26	1	2	-1	-3.70%	27	1	5			N	M,SC	4	
182472	Kathmandu Eagle Fitness	05/29/2025	Newly Chartered	20	20	0	20	100.00%	0		0			N	T,M,VP,SC	N/A	
178593	Kathmandu Founders	05/19/2025	Newly Chartered	20	20	0	20	100.00%	0		0				M,VP,SC	N/A	90+ Days
156177	Kathmandu Global Active	09/26/2023	Cancelled(8*)	0	0	20	-20	-100.00%	20	1	20		None		P,S,T,M,VP SC	N/R	
155834	Kathmandu Global Active Youth	09/22/2023	Cancelled(8*)	0	0	23	-23	-100.00%	23	3	0		None		P,S,T,M,VP SC	N/R	
155833	Kathmandu Global Floriculture	09/22/2023	Active	35	22	9	13	59.09%	22	1	5			R	T,M,SC	5	
Exc Award (06/30/2024)																	
175681	Kathmandu Global Society	08/02/2024	Status Quo(1)	20	20	0	20	100.00%	0		9			N	T,M,SC	N/R	90+ Days
155270	Kathmandu Global Team	08/25/2023	Active	25	1	1	0	0.00%	25	1	5		2	N	M,SC	8	90+ Days
155835	Kathmandu Global Women	09/22/2023	Active(1)	19	0	2	-2	-9.52%	21	1	8			R	S,M,VP,SC	8	
156275	Kathmandu Great Lalitpur	09/29/2023	Active	11	35	33	2	22.22%	20	0	0		2		M,VP,SC	10	



# Club Health Assessment for District 325 E through May 2025

Club Number	Club Name	Charter Date	Status	Membership							Reports					Finance	LCIF
				Current Member Count	YTD Members Added	YTD Members Dropped	YTD Net Growth	YTD Net Growth%	Member Count 12 Months Ago	Avg. length of service for dropped members	Months Since Last MMR ***	Yrs. Since Last Officer Report	President Rotation	Vice President Reported ****	Months Since Last Activity Report ***	Account Balance	Donations for current Fiscal Year
			Number of times on status quo within last two years	If below 15 members appears				If net loss is greater than 20% appears			If no report in 3 months appears	When more than one year appears in	Number of repeat terms	Notes the officers that do not have an active	If no report at 12 months red		
181228	Kathmandu Human Heart	03/07/2025	Newly Chartered	11	20	9	11	100.00%	0	0	0			N	M,VP,SC	2	
157246	Kathmandu Jhyarung Khasyor	01/25/2024	Active	19	10	5	5	35.71%	20	1	0		2	R	T	0	\$900.08
	Exc Award (06/30/2024)																
178784	Kathmandu Jyoti	09/30/2024	Active	14	20	6	14	100.00%	0	0	2			N	M,SC	N/R	
178817	Kathmandu Karyabinayak	09/24/2024	Status Quo(1)	3	20	17	3	100.00%	0	0	4				T,M,VP,SC	N/A	90+ Days
179028	Kathmandu Lagankhel	09/30/2024	Active	12	23	11	12	100.00%	0	0	0			N	M,VP,SC	N/A	
179030	Kathmandu Lamjung Samaj	09/30/2024	Active	20	20	0	20	100.00%	0		8				M,VP,SC	N/A	90+ Days
182360	Kathmandu Mahankal	05/23/2025	Newly Chartered	2	20	18	2	100.00%	0	0	0				T,M,VP,SC	N/A	
155855	Kathmandu Mahila Naumati Baja	09/28/2023	Active	26	12	0	12	85.71%	20		5		2	N	S,T,M,VP,SC	8	
178724	Kathmandu Mam Than	09/30/2024	Active	3	20	17	3	100.00%	0	0	2				M,VP,SC	N/A	
157597	Kathmandu Model Unique	03/05/2024	Active	20	0	0	0	0.00%	20		15		2	N	M,SC	N/R	
178723	Kathmandu Naxal	09/30/2024	Status Quo(1)	4	20	16	4	100.00%	0	0	2			N	M,VP,SC	N/A	90+ Days
179007	Kathmandu Nexus Sahaas	09/30/2024	Active	20	20	0	20	100.00%	0		5			N	M,SC	N/R	
154225	Kathmandu Paramarsha	06/20/2023	Active(1)	15	5	0	5	50.00%	10		1			N	M,SC	N/A	
156269	Kathmandu Patan Banglamukhi	09/29/2023	Active(1)	11	1	8	-7	-38.89%	18	1	4		2	R	T,M,VP,SC	N/A	
156194	Kathmandu Patan Star	09/29/2023	Active(1)	11	1	10	-9	-45.00%	20	1	4		2		M,VP,SC	0	90+ Days
172659	Kathmandu Roaring Himalayan	08/01/2024	Status Quo(1)	19	21	2	19	100.00%	0	0	0				T,M,VP,SC	9	90+ Days
179003	Kathmandu Scholars	09/30/2024	Active	2	20	18	2	100.00%	0	1	0				T,M,VP,SC	N/A	90+ Days
177401	Kathmandu Serve With Heart	08/23/2024	Status Quo(1)	4	20	16	4	100.00%	0	0	0				S,M,VP,SC	N/A	90+ Days
156091	Kathmandu Shankhamul	09/28/2023	Status Quo(2)	20	0	0	0	0.00%	20		20	1	None		P,S,T,M,VP SC	N/A	90+ Days
178905	Kathmandu Si Asha Family	09/30/2024	Active	20	20	0	20	100.00%	0		8			N	M,SC	N/A	90+ Days
182362	Kathmandu South Lalitpur	05/23/2025	Newly Chartered	17	20	3	17	100.00%	0	0	0				M,VP,SC	N/R	
155813	Kathmandu St Lawrence	09/29/2023	Active(1)	20	0	0	0	0.00%	20		4		2		M,VP,SC	N/R	



# Club Health Assessment for District 325 E through May 2025

			Status	Membership							Reports					Finance		LCIF
Club Number	Club Name	Charter Date		Current Member Count	YTD Members Added	YTD Members Dropped	YTD Net Growth	YTD Net Growth%	Member Count 12 Months Ago	Avg. length of service for dropped members	Months Since Last MMR ***	Yrs. Since Last Officer Report	President Rotation	Vice President Reported ****	Months Since Last Activity Report ***	Account Balance	Donations for current Fiscal Year	
			Number of times on status quo within last two years	If below 15 members appears				If net loss is greater than 20% appears			If no report in 3 months appears in	When more than one year appears in	Number of repeat terms		Notes the officers that do not have an active	If no report at 12 months appears in red		
156200	Kathmandu St Lawrence Scholar	09/29/2023	Active(1)	20	0	0	0	0.00%	20		4		2	N	M,SC	N/R	\$1,000.02	
155812	Kathmandu Swoyambhu	09/29/2023	Active	2	0	18	-18	-90.00%	20	1	0		2		T,M,VP,SC	N/A		
178469	Kathmandu Sypres	09/30/2024	Active	5	20	15	5	100.00%	0	0	0			N	S,M,SC	N/A		
153993	Kathmandu Texas	06/20/2023	Active(1)	7	0	18	-18	-72.00%	25	1	5				T,M,VP,SC	15		
182426	Kathmandu Toudaha	05/27/2025	Newly Chartered	20	20	0	20	100.00%	0		0				M,VP,SC	N/R		
156191	Kathmandu Trijyoti	09/29/2023	Active(1)	20	0	0	0	0.00%	20		4		2		M,VP,SC	N/A		
182322	Kathmandu Ujyalo	05/22/2025	Newly Chartered	2	20	18	2	100.00%	0	0	0				T,M,VP,SC	N/A		
172653	Kathmandu We Serve Prativa	09/30/2024	Active	20	20	0	20	100.00%	0		8				T,M,VP,SC	N/R		
172625	Kathmandu We Serve the Nation	08/01/2024	Active	20	35	15	20	100.00%	0	4	0			N	M,SC	N/A		
155832	Kathmandu Youth Bankers	09/28/2023	Cancelled(8*)	0	17	37	-20	-100.00%	20	1	0		None		P,S,T,M,VP SC	10		
157025	Kathmandu Youth Change Leadership	01/09/2024	Active	21	0	0	0	0.00%	21		9		2	R	M,SC	N/A		
182336	Kathmandu Youth for Harmony	05/19/2025	Newly Chartered	3	20	17	3	100.00%	0	0	0				M,VP,SC	N/A		
182372	Kathmandu Youth for Leadership	05/21/2025	Newly Chartered	2	20	18	2	100.00%	0	0	0				T,M,VP,SC	N/A		
182429	Kathmandu Youth for Progress	05/28/2025	Newly Chartered	20	20	0	20	100.00%	0		0				M,VP,SC	N/A		
155836	Kathmandu Youth Roars	08/25/2023	Active(1)	4	0	7	-7	-63.64%	21	3	5			N	S,M,SC	10		
155837	Lalitpur Drishti Sansar	09/29/2023	Active(1)	9	0	4	-4	-30.77%	20	1	2			R	M,SC	5		
182415	Lalitpur Lubhu Ganesh	05/26/2025	Newly Chartered	19	20	1	19	100.00%	0	0	0			N	M,SC	N/A		
182377	Lalitpur Sight Savers	05/23/2025	Newly Chartered	4	20	16	4	100.00%	0	0	0				M,VP,SC	N/A		
182427	Lalitpur Subarna Chhatrapur	05/27/2025	Newly Chartered	20	20	0	20	100.00%	0		0				M,VP,SC	N/A		
Clubs more than two years old																		
127690	Angna Panchthar	06/07/2016	Active	20	3	0	3	17.65%	17		8			IP	M,VP,SC	10		





# Club Health Assessment for District 325 E through May 2025

			Status	Membership							Reports					Finance	LCIF
Club Number	Club Name	Charter Date		Current Member Count	YTD Members Added	YTD Members Dropped	YTD Net Growth	YTD Net Growth%	Member Count 12 Months Ago	Avg. length of service members	Months Since Last MMR ***	Yrs. Since Last Officer Report	President Rotation	Vice President Reported ****	Months Since Last Activity Report ***	Account Balance	Donations for current Fiscal Year
			Number of times on status quo within last two years	If below 15 members appears				If net loss is greater than 20% appears			If no report in 3 months appears in	When more than one year appears in	Number of repeat terms	Notes the officers that do not have an active	If no report at 12 months red		
127793	Chandragiri	06/15/2016	Active(1)	27	7	4	3	12.50%	31	0	5			N	T,M,SC	3	\$900.31
152045	Chandragiri North	08/11/2022	Active	34	4	0	4	13.33%	30		8			N	M,SC	8	90+ Days
	Exc Award (06/30/2023)																
143148	Kathmandu Aarambh	10/12/2020	Active(1)	5	5	0	5	100.00%	5		5		2		M,VP,SC	24+	
	Exc Award (06/30/2021, 06/30/2023)																
142523	Kathmandu Alaukik	08/21/2020	Active	12	11	15	-4	-25.00%	23	3	0			N	P,T,M,SC	2	
109115	KATHMANDU ALPINE	08/23/2010	Active	22	5	4	1	4.76%	21	6	0			R	S,M,VP,SC	5	\$900.31
	Exc Award (06/30/2019, 06/30/2021, 06/30/2023)																
142875	Kathmandu Ananya	09/10/2020	Active	7	0	0	0	0.00%	7		12		None		P,S,T,M,VP SC	24+	
104885	KATHMANDU ANNAPURNA	03/25/2009	Active	19	1	0	1	5.56%	20		10			N	M,SC	24+	
152097	Kathmandu Atirath	08/23/2022	Active	20	8	3	5	33.33%	19	2	0			N	M,SC	2	
142462	Kathmandu Basistha Global	09/02/2020	Active(1)	20	0	0	0	0.00%	20		12			N	M,SC	N/A	
152338	Kathmandu Boje Pokhari	08/29/2022	Active(1)	14	4	5	-1	-6.67%	15	2	6			N	M,VP,SC	8	
129177	Kathmandu Boudha	10/28/2016	Active	20	5	4	1	5.26%	23	6	4			R	M,SC	22	\$898.06
	Exc Award (06/30/2023)																
127040	Kathmandu Central Mid Town	04/29/2016	Active	22	6	0	6	37.50%	16		5			N	SC	2	
142347	Kathmandu Creative Entrepreneurs	09/03/2020	Status Quo(1)	4	0	0	0	0.00%	4		24	1	None		P,S,T,M,VP SC	24+	90+ Days
131969	Kathmandu Creative Youth	07/11/2017	Active(2)	5	1	0	1	25.00%	4		5		2	N	M,SC	8	
	Exc Award (06/30/2019)																
138772	Kathmandu Dhapakhel	07/12/2019	Active	22	0	0	0	0.00%	22		6	1	None		P,S,T,M,VP SC	21	
142094	Kathmandu Diversity	07/07/2020	Active	22	1	0	1	4.76%	21		9			N	T,M,SC	N/R	
153921	Kathmandu Elites	03/13/2023	Active(1)	23	2	1	1	4.55%	23	1	1			N	SC	8	
151248	Kathmandu Friendship Group	06/14/2022	Status Quo(1)	5	0	0	0	0.00%	5		29	1	None		P,S,T,M,VP SC	N/A	90+ Days
126102	Kathmandu Gautam Buddha	11/11/2015	Active	20	2	9	-7	-25.93%	27	2	0			N	M,SC	9	
	Exc Award (06/30/2023)																
88094	KATHMANDU GLOBAL	05/10/2005	Active(1)	40	6	1	5	14.29%	35	17	9			N		2	
	Exc Award (06/30/2019, 06/30/2020, 06/30/2023)																



# Club Health Assessment for District 325 E through May 2025

			Status	Membership							Reports					Finance		LCIF	
Club Number	Club Name	Charter Date		Current Member Count	YTD Members Added	YTD Members Dropped	YTD Net Growth	YTD Net Growth%	Member Count 12 Months Ago	Avg. length of service for dropped members	Months Since Last MMR ***	Yrs. Since Last Officer Report	President Rotation	Vice President Reported ****	Months Since Last Activity Report ***	Account Balance	Donations for current Fiscal Year		
			Number of times on status quo within last two years	If below 15 members appears				If net loss is greater than 20% appears			If no report in 3 months appears in	When more than one year appears in	Number of repeat terms	Notes the officers that do not have an active	If no report at 12 months appears in red				
153874	Kathmandu Global Community Exc Award (06/30/2024)	03/27/2023	Active(1)	18	5	8	-3	-14.29%	21	2	3			M,VP,SC	0	90+ Days			
67613	KATHMANDU GLOBAL EYE	04/11/2003	Active(1)	36	4	4	0	0.00%	36	3	0		N	T,M,VP,SC	19				
136464	Kathmandu Global Service	11/20/2018	Status Quo(1)	17	1	1	0	0.00%	17	2	9		3	R	M,VP,SC			24+	
152046	Kathmandu Global Vision	08/30/2022	Status Quo(1)	15	2	2	0	0.00%	15	2	4		N	P,S,M,SC	N/A				
152339	Kathmandu Godavari	08/30/2022	Active	20	0	0	0	0.00%	20		32		2	S,T,M,VP,SC	N/R				
151245	Kathmandu Golden Group	06/20/2022	Active	4	0	0	0	0.00%	4		34	1	None	P,S,T,M,VP SC	N/A				
151121	Kathmandu Gorkhali Yoddha	06/07/2022	Active	4	0	0	0	0.00%	4		34	1	None	P,S,T,M,VP SC	N/A				
152115	Kathmandu Great Buddha	08/29/2022	Active(1)	10	4	0	4	66.67%	21		7		N	M,SC	6				
131964	Kathmandu Greenhill City Exc Award (06/30/2024)	07/05/2017	Active(2)	30	1	3	-2	-6.25%	32	2	5		N	P,T,VP	15			\$900.08	
147089	Kathmandu Group	07/13/2021	Active	9	0	0	0	0.00%	9		10		R	M,VP,SC	24+				
151443	Kathmandu Group Vision	06/20/2022	Active	1	0	0	0	0.00%	1		17	1	None	P,S,T,M,VP SC	N/A	90+ Days			
97157	KATHMANDU GUHESHWARI Exc Award (06/30/2023)	05/18/2006	Active	26	4	3	1	4.00%	27	10	0		2	N	T,VP			8	\$900.08
152100	Kathmandu Jawalakhel	08/05/2022	Active	15	17	16	1	7.14%	20	4	0		N	T,SC	0			\$900.08	
59404	KATHMANDU KANCHANJUNGA	04/21/1997	Status Quo(2)	8	0	0	0	0.00%	8		14	1	None	P,S,T,M,VP SC	N/R				
45852	KATHMANDU KANTIPUR Exc Award (06/30/2019, 06/30/2020, 06/30/2024)	02/03/1986	Active(1)	22	3	2	1	4.76%	21	6	0		N	T	10				
129420	Kathmandu Khasti Exc Award (06/30/2019, 06/30/2024)	11/28/2016	Active(1)	25	0	0	0	0.00%	28		0		N		0				
142149	Kathmandu Kindness	07/24/2020	Active	9	1	0	1	12.50%	8		9		N	M,SC	24+				
147193	Kathmandu Lalit Mandala	07/27/2021	Active(2)	15	1	3	-2	-11.76%	22	2	2		R	T,VP,SC	10				
138755	Kathmandu Lalitpur Exc Award (06/30/2023)	07/12/2019	Active(1)	33	6	7	-1	-2.94%	42	3	0		N	T	5				
135692	Kathmandu Leadership for Change	09/26/2018	Active	28	17	17	0	0.00%	28	3	0		N	M,SC	1				



# Club Health Assessment for District 325 E through May 2025

			Status	Membership							Reports					Finance		LCIF
Club Number	Club Name	Charter Date		Current Member Count	YTD Members Added	YTD Members Dropped	YTD Net Growth	YTD Net Growth%	Member Count 12 Months Ago	Avg. length of service for dropped members	Months Since Last MMR ***	Yrs. Since Last Officer Report	President Rotation	Vice President Reported ****	Months Since Last Activity Report ***	Account Balance	Donations for current Fiscal Year	
			Number of times on status quo within last two years	If below 15 members appears				If net loss is greater than 20% appears			If no report in 3 months appears in	When more than one year appears in	Number of repeat terms	Notes the officers that do not have an active	If no report at 12 months appears in red			
145791	Kathmandu Manaslu	05/11/2021	Cancelled(8*)	0	0	13	-13	-100.00%	13	1	0	1	None	P,S,T,M,VP SC	24+	90+ Days		
147532	Kathmandu Manaslu World	07/29/2021	Cancelled(8*)	0	1	23	-22	-100.00%	20	2	4		None	P,S,T,M,VP SC	N/A	90+ Days		
137997	Kathmandu Model	05/13/2019	Active(2)	2	0	0	0	0.00%	13		11			S,T,M,VP,SC	24+			
147069	Kathmandu Namu Buddha	07/06/2021	Active(1)	29	16	5	11	61.11%	23	2	2		2	R	M,SC	0	\$200.04	
	Exc Award (06/30/2024)																	
152043	Kathmandu Namu Green Tara	08/18/2022	Active(1)	2	0	4	-4	-66.67%	14	1	4			T,M,VP,SC	N/A			
107212	KATHMANDU NEPALAXMI	01/08/2010	Active	21	2	3	-1	-4.55%	22	10	0			N	M,SC	0		
152469	Kathmandu Nirnayak	08/31/2022	Active(1)	4	0	0	0	0.00%	4		5		3	T,M,VP,SC	N/R			
137265	Kathmandu Okhaldhunga	01/22/2019	Active(2)	21	3	0	3	16.67%	14		1			N	T,M,SC	2		
	Exc Award (06/30/2020)																	
60130	KATHMANDU PASHUPATI NATH	12/01/1997	Active	39	10	1	9	30.00%	31	0	2			N	M	0	\$900.31	
	Exc Award (06/30/2018, 06/30/2019)																	
147070	Kathmandu Patan Heritage	08/02/2021	Active	15	3	5	-2	-11.76%	27	3	5			N	M,SC	8	90+ Days	
150203	Kathmandu Pathivara	04/21/2022	Cancelled(8*)	0	0	6	-6	-100.00%	6	3	5	1	None	P,S,T,M,VP SC	N/A	90+ Days		
110393	KATHMANDU PEOPLES	04/11/2011	Active(1)	12	0	0	0	0.00%	12		15	1	None	P,S,T,M,VP SC	24+			
	Exc Award (06/30/2020)																	
108951	KATHMANDU PROFESSIONALS	07/26/2010	Active	20	1	1	0	0.00%	23	2	4			N	S,M,SC	10		
	Exc Award (06/30/2019)																	
105039	KATHMANDU SAHAAS	05/07/2009	Active(1)	27	9	6	3	12.50%	34	2	0				M,VP,SC	2	\$900.08	
	Exc Award (06/30/2018)																	
152062	Kathmandu Sarlahi	12/30/2022	Active(1)	14	1	0	1	7.69%	20		4			N	S,M,SC	5		
152058	Kathmandu Seto Ganesh	08/29/2022	Active(1)	8	0	0	0	0.00%	24		1			R	S,T,M,VP,SC	1		
123532	Kathmandu Shree Ganesh	12/05/2014	Active	14	0	7	-7	-33.33%	20	4	0				S,T,M,VP,SC	24+	90+ Days	
143576	Kathmandu Shuvam	12/21/2020	Cancelled(8*)	0	0	22	-22	-100.00%	22	4	6		None	P,S,T,M,VP SC	24+	90+ Days		
141559	Kathmandu Simchaur	06/11/2020	Cancelled(8*)	0	0	23	-23	-100.00%	23	4	5	2	None	P,S,T,M,VP SC	N/R	90+ Days		
151870	Kathmandu Sindhupalchok The Helping Hands	08/12/2022	Active(2)	5	0	1	-1	-16.67%	6	0	3		3	N	S,M,VP,SC	N/A	90+ Days	



# Club Health Assessment for District 325 E through May 2025

			Status	Membership							Reports					Finance	LCIF	
Club Number	Club Name	Charter Date		Current Member Count	YTD Members Added	YTD Members Dropped	YTD Net Growth	YTD Net Growth%	Member Count 12 Months Ago	Avg. length of service for dropped members	Months Since Last MMR ***	Yrs. Since Last Officer Report	President Rotation	Vice President Reported ****	Months Since Last Activity Report ***	Account Balance	Donations for current Fiscal Year	
			Number of times on status quo within last two years	If below 15 members appears					If net loss is greater than 20% appears		If no report in 3 months appears in	When more than one year appears in	Number of repeat terms	Notes the officers that do not have an active	If no report at 12 months appears in red			
Exc Award (06/30/2023)			Status Quo(1)	12	0	0	0	0.00%	18		11			N	T,M,SC	24+	90+ Days	
128710	Kathmandu Sky Limit	10/11/2016																
Exc Award (06/30/2020)			Active(2)	7	1	14	-13	-65.00%	23	3	2			N	M,SC	8	90+ Days	
147560	Kathmandu Smart City	07/20/2021																
Exc Award (06/30/2023)			Active	6	0	0	0	0.00%	6		28	1	None		P,S,T,M,VP SC	N/A		
151249	Kathmandu Society	06/14/2022																
Exc Award (06/30/2023)			Active	18	2	0	2	12.50%	16		10				P,T,VP,SC	10		
66476	KATHMANDU STAR	07/16/2002																
Exc Award (06/30/2020)			Cancelled(8*)	0	0	10	-10	-100.00%	10	7	22	1	None		P,S,T,M,VP SC	22	90+ Days	
124337	Kathmandu Sumeru	05/06/2015																
Exc Award (06/30/2020)			Status Quo(1)	20	0	0	0	0.00%	20		58	1	None		P,S,T,M,VP SC	24+	90+ Days	
142185	Kathmandu Team	07/24/2020																
Exc Award (06/30/2024)			Active	21	5	2	3	16.67%	20	3	0				M,VP,SC	24+		
60294	KATHMANDU UNITED	01/14/1998																
Exc Award (06/30/2021)			Active	25	31	29	2	8.70%	23	7	0			N	M,VP,SC	8		
132162	Kathmandu United Group	10/25/2017																
Exc Award (06/30/2024)			Active(1)	23	0	0	0	0.00%	24		9				T,M,VP,SC	10	90+ Days	
60628	KATHMANDU UNIVERSAL	04/10/1998																
Exc Award (06/30/2024)			Active(1)	68	38	47	-9	-11.69%	85	6	0			R	T,M	8		\$1,803.16
130401	Kathmandu Valley Centennial	03/28/2017																
Exc Award (06/30/2018, 06/30/2024)			Cancelled(8*)	0	4	4	0	0.00%	4	6	2		None		P,S,T,M,VP SC	24+	90+ Days	
137368	Kathmandu World Vision	05/23/2019																
Exc Award (06/30/2021)			Active	21	22	17	5	31.25%	23	0	0				M,VP,SC	10		
131970	Kathmandu Youth for Development	07/07/2017																
Exc Award (06/30/2021)			Active(1)	5	5	5	0	0.00%	18	3	7		2		M,VP,SC	N/A	90+ Days	
152305	Kathmandu Youth for Service	08/30/2022																
Exc Award (06/30/2023, 06/30/2024)			Active	28	4	2	2	7.69%	28	2	0			N	T,M,SC	5		
143860	Lalitpur Creative	12/18/2020																
Exc Award (06/30/2023, 06/30/2024)			Active	15	4	1	3	25.00%	17	0	0			N	M,VP,SC	5		
142360	Lalitpur Mahalaxmi	10/26/2020																
Exc Award (06/30/2023)			Status Quo(2)	9	0	0	0	0.00%	14		11		2	R	T,M,SC	24+	90+ Days	
129100	Nepal Helping Hands	10/05/2016																
Exc Award (06/30/2018)			Active	15	3	12	-9	-37.50%	24	7	0				M,VP,SC	5		\$900.08
136396	Patan Mahalaxmi	01/14/2019																



## Club Health Assessment for District 325 E through May 2025

			Status	Membership							Reports				Finance	LCIF		
Club Number	Club Name	Charter Date		Current Member Count	YTD Members Added	YTD Members Dropped	YTD Net Growth	YTD Net Growth%	Member Count 12 Months Ago	Avg. length of service for dropped members	Months Since Last MMR ***	Yrs. Since Last Officer Report	President Rotation	Vice President Reported ****	Months Since Last Activity Report ***	Account Balance	Donations for current Fiscal Year	
			Number of times on status quo within last two years	If below 15 members appears			If net loss is greater than 20% appears				If no report in 3 months appears in	When more than one year appears in	Number of repeat terms	Notes the officers that do not have an active	If no report at 12 months appears in			
Exc Award (06/30/2024)																		

Clubs Cancelled Previous Fiscal Year – Clubs Cancelled within last 12 months may be reinstated

Club Number	Club Name	Charter Date	Current Status*	Cancellation Date
150906	Kathmandu Chunikhel	06/13/2022	Cancelled(8*)	12/29/2023
147192	Kathmandu Deluxe	07/26/2021	Cancelled(8*)	06/29/2024
144757	Kathmandu Ekata	12/31/2020	Cancelled(8*)	06/29/2024
151214	KATHMANDU GROUP SERVICE	06/14/2022	Cancelled(8*)	12/29/2023
151442	Kathmandu Group Star	06/20/2022	Cancelled(8*)	12/29/2023
147791	Kathmandu Impact	08/12/2021	Cancelled(8*)	06/29/2024
135409	Kathmandu Janabhawana	08/14/2018	Cancelled(8*)	05/29/2024
152390	Kathmandu Naya Abhiyan	08/31/2022	Cancelled(8*)	06/29/2024
151246	Kathmandu New Vision Group	06/14/2022	Cancelled(8*)	12/29/2023
142349	Kathmandu Novella	08/13/2020	Cancelled(8*)	02/29/2024
152053	Kathmandu Patan Energy	08/23/2022	Cancelled(8*)	06/29/2024
150089	Kathmandu Sajha Sewa	03/21/2022	Cancelled(8*)	12/29/2023
150539	Kathmandu Seven Star	06/07/2022	Cancelled(8*)	12/29/2023
136333	Kathmandu Shambala	09/03/2018	Cancelled(8*)	12/29/2023
135432	Kathmandu Shubhalabh	09/07/2018	Cancelled(8*)	06/29/2024
152249	Kathmandu Smart Ladies	08/31/2022	Cancelled(8*)	12/29/2023
135218	Kathmandu Sweet City	06/19/2018	Cancelled(8*)	08/29/2023
156180	Kathmandu Team Shankhamul	09/26/2023	Cancelled(8*)	06/29/2024
145824	Kathmandu Youth Synergy	04/23/2021	Cancelled(8*)	06/29/2024
152042	Lalitpur Pathibhara	08/29/2022	Cancelled(8*)	12/29/2023
151012	Shivapuri	06/13/2022	Cancelled(8*)	12/29/2023
150579	Tokha	04/29/2022	Cancelled(8*)	11/29/2023



# Club Health Assessment for District 325 E through May 2025

				Status				Membership						Reports				Finance		LCIF
Club Number	Club Name	Charter Date			Current Member Count	YTD Members Added	YTD Members Dropped	YTD Net Growth	YTD Net Growth%	Member Count 12 Months Ago	Avg. length of service for dropped members	Months Since Last MMR ***	Yrs. Since Last Officer Report	President Rotation	Vice President Reported ****	Months Since Last Activity Report ***	Account Balance	Donations for current Fiscal Year		
					Number of times on status quo within last two years		If below 15 members appears		If net loss is greater than 20% appears			If no report in 3 months appears in	When more than one year appears in	Number of repeat terms	Notes the officers that do not have an active	If no report at 12 months appears in red				
Current Total Clubs Count	YTD New Clubs Count	YTD Cancelled Clubs Count	YTD Net Club Gain	Current Total Members Count	YTD Add	YTD Drop	YTD Net Growth	YTD Net Growth %	Member Count 12 Months Ago	Average Member Count Per Club	% of Clubs with less than 20 members	% No MMR in 3 Months	% No Officer Report in 12 Months	% of Clubs with balance 90+ days	Number of Clubs in Status Quo	% Status Quo Clubs in Financial Suspension	Number of Cancelled Clubs	Average Cancelled Club Age	Members Lost Due to Cancellation	% of Clubs Cancelled for Non-Financial Reasons
130	37	10	27	2,073	1,235	967	268	14.85%	2,040	16	55%	50%	8%	23%	15	100%	10	9	181	-220%

\* - P - Priority Club. Cancellation Reasons: 1-Objectives/conduct, 2-Non-active club, 5-Non-existing club, 6-Disbanding, 7-Merger, 8-Financial Suspension, 9-District/Multiple District Dues.

\*\* - Abbreviation: P-President, S-Secretary, T-Treasurer, M-Member Chairperson, VP-First Vice President, MC-Communications Chairperson, SC-Service Chairperson

\*\*\* - Abbreviation: N/R - Never reported using the Lions Clubs website, N/A - Not applicable, No password registered for the Lions Clubs website.

\*\*\*\* - Abbreviation: N - New, IP - Immediate Past, R - Repeat.



# Club Health Assessment for District 325 F through May 2025

			Status	Membership							Reports					Finance		LCIF
Club Number	Club Name	Charter Date		Current Member Count	YTD Members Added	YTD Members Dropped	YTD Net Growth	YTD Net Growth%	Member Count 12 Months Ago	Avg. length of service for dropped members	Months Since Last MMR ***	Yrs. Since Last Officer Report	President Rotation	Vice President Reported ****	Months Since Last Activity Report ***	Account Balance	Donations for current Fiscal Year	
			Number of times on status quo within last two years	If below 15 members appears				If net loss is greater than 20% appears			If no report in 3 months appears in	When more than one year appears in	Number of repeat terms	Notes the officers that do not have an active	If no report at 12 months appears in red			
Clubs less than two years old																		
155211	Fattepur City	09/30/2023	Active(1)	21	0	0	0	0.00%	21		20		2	R	M,SC	9	90+ Days	
155585	Halesi Mart	09/25/2023	Cancelled(8*)	0	0	20	-20	-100.00%	20	1	20		None		P,S,T,M,VP SC	9	90+ Days	
155214	Kanchanpur Height	08/02/2023	Cancelled(8*)	0	0	20	-20	-100.00%	20	2	2		None		P,S,T,M,VP SC	N/A	90+ Days	
179844	Kathmandu Aarohana	02/11/2025	Active	22	22	0	22	100.00%	0		0			N		3		
157951	Kathmandu Chandragiri Delight	04/04/2024	Cancelled(8*)	0	5	13	-8	-100.00%	20	1	2		None		P,S,T,M,VP SC	7	90+ Days	
155780	Kathmandu Diamond City	09/25/2023	Active	20	0	4	-4	-16.67%	24	1	1			N	SC	10		
156329	Kathmandu Entrepreneurship	09/30/2023	Active	20	2	8	-6	-23.08%	25	1	4		2	N	M	9		
180965	Kathmandu Life Care	03/19/2025	Newly Chartered	20	20	0	20	100.00%	0		0				M,VP,SC	2		
172677	Kathmandu Matribhumi City	07/16/2024	Active	17	17	0	17	100.00%	0		0			N		1		
172470	Kathmandu Mid Green City	07/25/2024	Active	14	22	8	14	100.00%	0	3	5			N	T	9		
156945	Kathmandu National	03/01/2024	Active	20	0	0	0	0.00%	20		15		2	N	M,SC	9		
156338	Kathmandu Pinnacle Vision	09/30/2023	Active	20	0	0	0	0.00%	20		14		2		M,VP,SC	6		
157530	Kathmandu Rudramati	04/04/2024	Active(1)	8	1	13	-12	-60.00%	20	0	9		2	N	M,SC	8		
157311	Kathmandu Sagarmatha Shikhar	02/12/2024	Active	35	6	6	0	0.00%	35	1	1			N		1		
157441	Kathmandu Sahara Fellowship	03/05/2024	Active	11	2	11	-9	-45.00%	20	1	0		2	N	M,SC	2	\$206.33	
176902	Kathmandu Shivaz	07/31/2024	Active	32	32	0	32	100.00%	0		0			N	M,SC	8	\$900.31	
175868	Kathmandu Sitganga	07/25/2024	Active	8	21	13	8	100.00%	0	0	0			N	M,SC	5		
157083	Kathmandu Social City	01/25/2024	Active	4	0	0	0	0.00%	20		11		2	N	M,SC	3		
157985	Kathmandu Sukra HOD	05/10/2024	Active	10	0	3	-3	-23.08%	20	0	6			N	S,T,M,SC	8		
173726	Kathmandu Sunlife Professional City	07/25/2024	Active	15	22	7	15	100.00%	0	0	0			N		3	\$904.80	
175284	Kathmandu Trekkers	07/18/2024	Active	20	20	0	20	100.00%	0		10			N	M,SC	3		
156350	Mithila Aadarsha	09/30/2023	Active	25	6	0	6	31.58%	30		0		2	R	SC	5	\$994.16	
Clubs more than two years old																		





# Club Health Assessment for District 325 F through May 2025

			Status	Membership							Reports					Finance		LCIF
Club Number	Club Name	Charter Date		Current Member Count	YTD Members Added	YTD Members Dropped	YTD Net Growth	YTD Net Growth%	Member Count 12 Months Ago	Avg. length of service for dropped members	Months Since Last MMR ***	Yrs. Since Last Officer Report	President Rotation	Vice President Reported ****	Months Since Last Activity Report ***	Account Balance	Donations for current Fiscal Year	
			Number of times on status quo within last two years	If below 15 members appears				If net loss is greater than 20% appears			If no report in 3 months appears in	When more than one year appears in	Number of repeat terms	Notes the officers that do not have an active	If no report at 12 months appears in red			
151930	Bardibas Samaj	08/31/2022	Active	20	4	2	2	11.11%	19	2	8		2	N	M	0		\$903.37
138848	Bhaktapur Basdol Village	09/12/2019	Active	21	1	0	1	5.00%	20		8			N	SC	2		\$402.42
106090	BHAKTAPUR DIBESHWORI	07/15/2009	Active	26	1	1	0	0.00%	26	9	0			N		3		\$111.04
Exc Award (06/30/2019, 06/30/2020, 06/30/20)																		
125466	Bhaktapur Gupteshwor	07/28/2015	Active	20	0	1	-1	-4.76%	21	14	9			R	M,VP,SC	10		
133246	Bhaktapur Siddhakali	01/23/2018	Active	25	0	4	-4	-13.79%	24	4	0			N	SC	2		\$898.06
151283	Dhangadhimai	06/20/2022	Active(1)	8	1	0	1	14.29%	7		0		None	R	P,SC	9		
33979	JANAKPURDHAM	05/25/1977	Active	50	2	0	2	4.17%	50		0			R		8		\$1,810.38
Exc Award (06/30/2021, 06/30/2022, 06/30/20)																		
110373	JANAKPURDHAM AASTHA	04/11/2011	Active	25	3	0	3	13.64%	22		4			N		4		
153040	Janakpurdham Gargi	12/09/2022	Active	22	3	2	1	4.76%	25	2	4			R		9		\$1,204.94
51653	JANAKPURDHAM JANAKI	05/09/1991	Active(1)	34	0	0	0	0.00%	34		0		2	R	T,M,SC	3		
97776	JANAKPURDHAM MITHILANCHAL	12/04/2006	Active	19	4	1	3	18.75%	16	16	1			N	T	8		
132297	JANAKPURDHAM RAJDHANI	07/20/2017	Active	26	0	0	0	0.00%	26		12			N	M,SC	3		\$302.18
132557	Kathamandu Cleopatra	11/29/2017	Active	23	0	1	-1	-4.17%	25	5	1			N	SC	0		\$219.50
Exc Award (06/30/2020, 06/30/2023)																		
133531	Kathmandu Aarambha	02/23/2018	Status Quo(1)	20	0	0	0	0.00%	20		12			N	T,M,VP,SC	22	90+ Days	
147453	Kathmandu Aashirbad	07/21/2021	Active(1)	5	5	17	-12	-70.59%	17	3	1			N	P,SC	10		
104508	KATHMANDU ALKA	01/23/2009	Active(1)	120	11	122	-111	-48.05%	231	5	0			N	T,M	1		\$900.13
Exc Award (06/30/2016)																		
61604	KATHMANDU AMARDEEP	03/03/1999	Active(1)	14	0	9	-9	-39.13%	22	2	0		2	N	M,SC	10		
147253	Kathmandu Ananda Bhairav	07/19/2021	Active	12	3	2	1	9.09%	11	3	0			N	M,SC	2		\$302.23
147432	Kathmandu Angels	09/20/2021	Active	18	0	3	-3	-14.29%	23	3	0			N	M,SC	10		
128010	Kathmandu Aviyan	06/20/2016	Cancelled(8*)	0	0	15	-15	-100.00%	15	5	10	1	None		P,S,T,M,VP SC	22	90+ Days	
151897	Kathmandu Binayaka	08/02/2022	Active	26	1	0	1	4.00%	26		0			N		2		
Exc Award (06/30/2023)																		



# Club Health Assessment for District 325 F through May 2025

			Status	Membership							Reports					Finance		LCIF
Club Number	Club Name	Charter Date		Current Member Count	YTD Members Added	YTD Members Dropped	YTD Net Growth	YTD Net Growth%	Member Count 12 Months Ago	Avg. length of service for dropped members	Months Since Last MMR ***	Yrs. Since Last Officer Report	President Rotation	Vice President Reported ****	Months Since Last Activity Report ***	Account Balance	Donations for current Fiscal Year	
			Number of times on status quo within last two years	If below 15 members appears					If net loss is greater than 20% appears			If no report in 3 months appears in	When more than one year appears in	Number of repeat terms	Notes the officers that do not have an active	If no report at 12 months appears in red		
152497	Kathmandu Blue Chip City	09/13/2022	Active(2)	4	3	0	3	300.00%	2		1				M,VP,SC	6		
147522	Kathmandu Bravo	09/13/2021	Active	20	4	0	4	25.00%	16		9			N	M,SC	5		
55107	KATHMANDU CAPITAL	12/08/1993	Active	64	13	4	9	16.36%	60	18	0			N		5		\$1,010.72
Exc Award (06/30/2017, 06/30/2021)																		
134251	Kathmandu Chabahil City	05/15/2018	Active	69	3	2	1	1.47%	68	7	0		2	R		0		\$462.21
147255	Kathmandu Chautara City	07/28/2021	Active	13	1	7	-6	-31.58%	19	2	0			N	T,VP,SC	10		
120094	Kathmandu Cinderella	08/01/2013	Active	3	0	0	0	0.00%	3		0		2		T,M,VP,SC	0		
132496	Kathmandu Citizens	12/12/2017	Active(1)	8	0	2	-2	-20.00%	10	9	0			N	S,M,SC	10		
150157	Kathmandu Community Peace	04/04/2022	Active(1)	19	5	6	-1	-5.00%	21	3	0				VP,SC	7		
Exc Award (06/30/2023)																		
151655	Kathmandu Crystal City	08/18/2022	Active	23	9	0	9	64.29%	14		0			N	S,M,SC	4		
130295	KATHMANDU CRYSTAL LAB	03/17/2017	Cancelled(8*)	0	0	21	-21	-100.00%	21	3	5		None		P,S,T,M,VP SC	22	90+ Days	
132455	Kathmandu Dewalaya	08/15/2017	Active(1)	17	3	0	3	21.43%	16		0			N	T,M	9		
84297	KATHMANDU DHUMBARAHI	10/07/2004	Active	22	1	7	-6	-21.43%	35	5	0			N	M,SC	5		
117729	KATHMANDU DIAMOND	08/30/2012	Active	29	2	1	1	3.57%	28	1	0			N		8		\$910.32
Exc Award (06/30/2023)																		
149573	Kathmandu Divine City	02/07/2022	Active(1)	3	0	0	0	0.00%	3		11		4		M,VP,SC	8		
109945	KATHMANDU DOAB	12/22/2010	Active	24	2	0	2	9.09%	20		0			N		10		
110056	KATHMANDU EUREKA	01/13/2011	Active	32	4	4	0	0.00%	32	1	0			N	M,SC	9		\$2,299.57
120127	Kathmandu Fellowship	08/08/2013	Active	74	4	0	4	5.71%	71		0			N	M	0		\$200.72
Exc Award (06/30/2023)																		
125931	Kathmandu Gaighat City	10/09/2015	Active	17	4	11	-7	-29.17%	23	9	3			N	S,M,SC	5		\$10.01
66475	KATHMANDU GOLDEN EYE	07/16/2002	Active(1)	9	0	0	0	0.00%	9		7		5	R	M,SC	4		
147309	Kathmandu Halesi	07/28/2021	Active(1)	20	0	0	0	0.00%	24		0			N	SC	0		\$100.29
106527	KATHMANDU HEIGHT	09/09/2009	Active	20	17	24	-7	-25.93%	30	1	0			N		9		\$10.01
147628	Kathmandu Imadol	08/05/2021	Active	22	2	0	2	10.00%	26		3			N	T,M,SC	4		\$402.42



# Club Health Assessment for District 325 F through May 2025

			Status	Membership							Reports					Finance		LCIF
Club Number	Club Name	Charter Date		Current Member Count	YTD Members Added	YTD Members Dropped	YTD Net Growth	YTD Net Growth%	Member Count 12 Months Ago	Avg. length of service for dropped members	Months Since Last MMR ***	Yrs. Since Last Officer Report	President Rotation	Vice President Reported ****	Months Since Last Activity Report ***	Account Balance	Donations for current Fiscal Year	
			Number of times on status quo within last two years	If below 15 members appears				If net loss is greater than 20% appears			If no report in 3 months appears in	When more than one year appears in	Number of repeat terms	Notes the officers that do not have an active	If no report at 12 months red			
142390	Kathmandu Indra Annapurna Yoga Exc Award (06/30/2023)	08/05/2020	Active	53	26	12	14	35.90%	52	2	1			N	M,SC	0		\$908.07
123395	KATHMANDU JANAKI	10/21/2014	Active	21	0	0	0	0.00%	21		10			R	M,SC	10		
150907	Kathmandu Jeevanta	06/02/2022	Active(1)	22	2	1	1	4.76%	24	2	9			N	M,SC	9		
125467	Kathmandu Kageshwori	07/23/2015	Active	20	6	0	6	42.86%	18		10			N		1		\$401.18
118192	KATHMANDU KAILASH	10/31/2012	Active	23	2	2	0	0.00%	23	1	5			N		3		\$819.57
147277	KATHMANDU KINDNESS CITY	08/04/2021	Active	26	6	0	6	30.00%	35		1			N		4		\$938.06
147264	Kathmandu King City	07/28/2021	Active	20	3	3	0	0.00%	20	3	5			N	S,M,SC	9		\$900.31
107855	Kathmandu Kosheli	05/10/2010	Active	22	15	1	14	175.00%	8	2	1			R	M,SC	9		
140760	Kathmandu Mahima	02/04/2020	Active	21	2	3	-1	-4.55%	22	4	1		2	R	P,T,M,VP	0		
139138	Kathmandu Meditation	12/16/2019	Cancelled(8*)	0	0	31	-31	-100.00%	31	2	7		None		P,S,T,M,VP SC	22	90+ Days	
56890	KATHMANDU METRO	04/25/1995	Active	6	0	14	-14	-70.00%	20	12	0		4	R	S,T,M,SC	2		
151173	Kathmandu Miracle City	06/16/2022	Active	11	5	2	3	37.50%	11	2	5			N	SC	0		
151658	Kathmandu Motherland City	08/18/2022	Active	24	13	2	11	84.62%	23	1	9			N	P,S,M,SC	6		\$1,800.18
142337	Kathmandu New Green City Exc Award (06/30/2023, 06/30/2024)	07/22/2020	Active	32	2	8	-6	-15.79%	41	2	3			N		0		\$900.12
144577	Kathmandu New Smart City	12/29/2020	Active	9	3	3	0	0.00%	10	1	4			N	S,M,VP	10		
149593	Kathmandu Opal City	02/09/2022	Active	21	0	0	0	0.00%	21		13			R		5		
128637	Kathmandu Opera City	08/24/2016	Active	19	6	11	-5	-20.83%	25	3	4			N	M,SC	0		
144706	Kathmandu Pigeons	12/31/2020	Active	3	0	0	0	0.00%	6		10		2		M,VP,SC	4		
151975	Kathmandu Redo	08/18/2022	Cancelled(8*)	0	1	11	-10	-100.00%	10	2	5		None		P,S,T,M,VP SC	22	90+ Days	
112091	KATHMANDU SAGARMATHA Exc Award (06/30/2023)	08/25/2011	Active(1)	5	5	0	5	100.00%	9		9				M,VP,SC	8		
135741	Kathmandu Sampda	05/14/2019	Status Quo(1)	15	0	9	-9	-37.50%	24	2	8		2	N	T,M,SC	8	90+ Days	
144691	Kathmandu Samsara	12/31/2020	Active(1)	18	5	5	0	0.00%	20	1	6		2	N	M	0		



# Club Health Assessment for District 325 F through May 2025

			Status	Membership							Reports					Finance		LCIF
Club Number	Club Name	Charter Date		Current Member Count	YTD Members Added	YTD Members Dropped	YTD Net Growth	YTD Net Growth%	Member Count 12 Months Ago	Avg. length of service for dropped members	Months Since Last MMR ***	Yrs. Since Last Officer Report	President Rotation	Vice President Reported ****	Months Since Last Activity Report ***	Account Balance	Donations for current Fiscal Year	
			Number of times on status quo within last two years	If below 15 members appears					If net loss is greater than 20% appears			If no report in 3 months appears in	When more than one year appears in	Number of repeat terms	Notes the officers that do not have an active	If no report at 12 months appears in red		
147523	Kathmandu Sanjivani	07/15/2021	Active(1)	10	0	0	0	0.00%	12		11		2	R	S,M,SC	10		
117772	KATHMANDU SARUBI	09/11/2012	Active	12	0	0	0	0.00%	16		4		2	N	S,T,SC	9		
148529	Kathmandu Sindhu Chautara City	12/01/2021	Active	16	3	8	-5	-23.81%	21	2	0			N	M	3		
149847	Kathmandu Soul City	03/14/2022	Active	1	0	9	-9	-90.00%	10	3	5		4		S,T,M,VP,SC	9		
147095	Kathmandu Suncity	08/02/2021	Active(1)	2	1	4	-3	-60.00%	10	3	0		5		T,M,VP,SC	10		
135745	Kathmandu Teachers	09/26/2018	Active	15	1	5	-4	-21.05%	19	3	0			N	M	9		\$104.01
Exc Award (06/30/2023)																		
61628	KATHMANDU UNIQUE	03/08/1999	Active(1)	28	0	0	0	0.00%	33		2			N	SC	9		\$10.01
123917	Kathmandu Vision	01/08/2015	Active	14	4	12	-8	-36.36%	22	2	5			N	T,M,SC	9		\$10.01
Exc Award (06/30/2023)																		
138824	Khotang Halesi	07/25/2019	Active	21	11	25	-14	-40.00%	40	2	0				VP	0		
Exc Award (06/30/2023)																		
138825	Koteshwor Global Vision	08/01/2019	Active(1)	12	3	5	-2	-14.29%	18	3	2			R	T,M,SC	10		
109348	LAHAN CITY	09/27/2010	Active	26	4	1	3	13.04%	26	3	0			N	SC	9		\$1,200.08
Exc Award (06/30/2021)																		
148459	Lahan Fulbari	10/19/2021	Active	20	0	5	-5	-20.00%	25	1	10			N	S,SC	7		\$1,503.73
146666	Lahan Sunshine	06/14/2021	Active	22	4	6	-2	-8.33%	26	2	0			N	M	6		
138853	Melamchi	08/06/2019	Status Quo(1)	11	3	7	-4	-26.67%	15	3	0			N	T,M,SC	10	90+ Days	
145810	Mirchaiya City	04/12/2021	Active	21	1	5	-4	-16.00%	24	2	9			N	T	2		
147574	Mithila	08/18/2021	Active	30	9	0	9	42.86%	26		4			N		0		
133843	Nepal Eco Friendly	02/22/2018	Active(1)	27	3	7	-4	-12.90%	31	5	0			N	P,M,SC	9		\$10.01
133707	Nepal Journalist	03/16/2018	Active	26	3	6	-3	-10.34%	28	3	0			N	SC	0		
129310	Okhaldhunga	11/28/2016	Active	21	1	1	0	0.00%	21	4	6			N		8		
144803	Okhaldhunga Pokali Water Fall	12/31/2020	Active	20	8	2	6	42.86%	13	3	0			R	S,M,SC	9	90+ Days	
138827	Okhaldhunga Shreeyantra	12/02/2019	Active(1)	11	2	11	-9	-45.00%	20	4	0			R	T,M,VP,SC	8		
31515	RAJBIRAJ	12/18/1975	Active	32	1	17	-16	-33.33%	48	5	3			N	SC	9		\$10.01



## Club Health Assessment for District 325 F through May 2025

			Status	Membership							Reports					Finance		LCIF
Club Number	Club Name	Charter Date		Current Member Count	YTD Members Added	YTD Members Dropped	YTD Net Growth	YTD Net Growth%	Member Count 12 Months Ago	Avg. length of service for dropped members	Months Since Last MMR ***	Yrs. Since Last Officer Report	President Rotation	Vice President Reported ****	Months Since Last Activity Report ***	Account Balance	Donations for current Fiscal Year	
			Number of times on status quo within last two years	If below 15 members appears				If net loss is greater than 20% appears			If no report in 3 months appears in	When more than one year appears in	Number of repeat terms	Notes the officers that do not have an active	If no report at 12 months appears in red			
143968	Rajbiraj Chhinnamasta Hospital	12/21/2020	Status Quo(1)	27	0	0	0	0.00%	27		0			R	P,M,SC	22	90+ Days	
68499	RAMECHHAP	04/15/2003	Active	36	2	0	2	5.88%	34		2			N	P,S	8		\$10.01
129112	Ramechhap Centennial	10/12/2016	Active(2)	2	0	0	0	0.00%	2		15				T,M,VP,SC	2		
138828	Ramechhap Indreni	08/27/2019	Active(1)	1	0	0	0	0.00%	1		14		7		S,T,M,VP,SC	1		
111663	RAMECHHAP SUNKOSHI	07/14/2011	Cancelled(8*)	0	0	100	-100	-100.00%	3	1	5		None		P,S,T,M,VP SC	22	90+ Days	
147294	Ramechhap Tamakoshi	09/06/2021	Active	10	0	0	0	0.00%	10		16			N	P,T,M,SC	10		
144693	Saptari Height	12/31/2020	Cancelled(8*)	0	0	10	-10	-100.00%	10	3	2		None		P,S,T,M,VP SC	9	90+ Days	
153875	Udayapur	03/23/2023	Cancelled(8*)	0	0	21	-21	-100.00%	21	2	5		None		P,S,T,M,VP SC	21	90+ Days	
144696	Udayapur Chaudandigadhi	12/31/2020	Active	16	6	3	3	23.08%	13	4	2			N	M,SC	5		

Clubs Cancelled Previous Fiscal Year – Clubs Cancelled within last 12 months may be reinstated

Club Number	Club Name	Charter Date	Current Status*	Cancellation Date
144750	Gaighat Height	12/31/2020	Cancelled(8*)	06/29/2024
147272	Kathmandu Bardiya	09/13/2021	Cancelled(8*)	12/29/2023
147041	Kathmandu Gaurishankar City	08/02/2021	Cancelled(8*)	12/29/2023
144801	Kathmandu Prolific	12/31/2020	Cancelled(8*)	12/29/2023
149218	Kathmandu Royal City	05/09/2022	Cancelled(8*)	12/29/2023
152182	Kathmandu Royal Coop	08/29/2022	Cancelled(8*)	04/29/2024
144813	Kathmandu Samaj Dental	01/03/2021	Cancelled(8*)	06/29/2024
132658	Kathmandu Serve	10/25/2017	Cancelled(8*)	12/29/2023
144714	Saptari Khadaknagar	12/31/2020	Cancelled(8*)	06/29/2024

Current Total Clubs Count	YTD New Clubs Count	YTD Cancelled Clubs Count	YTD Net Club Gain	Current Total Members Count	YTD Members Add	YTD Members Drop	YTD Net Growth	YTD Net Growth %	Member Count 12 Months Ago	Average Member Count Per Club	% of Clubs with less than 20 members	% No MMR in 3 Months	% No Officer Report in 12 Months	% of Clubs with balance 90+ days	Number of Clubs in Status Quo	% Status Quo Clubs in Financial Suspension	Number of Cancelled Clubs	Average Cancelled Club Age	Members Lost Due to Cancellation	% of Clubs Cancelled for Non-Financial Reasons
108	8	10	-2	2,269	486	783	-297	-11.57%	2,645	21	42%	44%	0%	6%	4	100%	10	7	262	-90%



Club Health Assessment for District 325 F through May 2025

			Status	Membership							Reports					Finance	LCIF
Club Number	Club Name	Charter Date		Current Member Count	YTD Members Added	YTD Members Dropped	YTD Net Growth	YTD Net Growth%	Member Count 12 Months Ago	Avg. length of service for dropped members	Months Since Last MMR ***	Yrs. Since Last Officer Report	President Rotation	Vice President Reported ****	Months Since Last Activity Report ***	Account Balance	Donations for current Fiscal Year
			Number of times on status quo within last two years	If below 15 members appears				If net loss is greater than 20% appears			If no report in 3 months appears in	When more than one year appears in	Number of repeat terms	Notes the officers that do not have an active	If no report at 12 months appears in red		

\* - P - Priority Club. Cancellation Reasons: 1-Objectives/conduct, 2-Non-active club, 5-Non-existing club, 6-Disbanding, 7-Merger, 8-Financial Suspension, 9-District/Multiple District Dues.  
\*\* - Abbreviation: P-President, S-Secretary, T-Treasurer, M-Member Chairperson, VP-First Vice President, MC-Communications Chairperson, SC-Service Chairperson  
\*\*\* - Abbreviation: N/R - Never reported using the Lions Clubs website, N/A - Not applicable, No password registered for the Lions Clubs website.  
\*\*\*\* - Abbreviation: N - New, IP - Immediate Past, R - Repeat.



# Club Health Assessment for District 325 G through May 2025

Club Number	Club Name	Charter Date	Status	Membership							Reports					Finance	LCIF
				Current Member Count	YTD Members Added	YTD Members Dropped	YTD Net Growth	YTD Net Growth%	Member Count 12 Months Ago	Avg. length of service for dropped members	Months Since Last MMR ***	Yrs. Since Last Officer Report	President Rotation	Vice President Reported ****	Months Since Last Activity Report ***	Account Balance	Donations for current Fiscal Year
			Number of times on status quo within last two years	If below 15 members appears				If net loss is greater than 20% appears			If no report in 3 months appears	When more than one year appears in	Number of repeat terms	Notes the officers that do not have appears in an active	If no report at 12 months red		
<b>Clubs less than two years old</b>																	
157531	Banepa Valley	03/01/2024	Active	22	5	3	2	10.00%	20	1	4		2	M,VP,SC	N/A		\$10.00
175870	Bhaktapur Ancient City	04/23/2025	Newly Chartered	20	20	0	20	100.00%	0		1			N	M,SC	N/A	
181253	Bhaktapur Barahi Ajima	03/18/2025	Newly Chartered	20	20	0	20	100.00%	0		2				M,VP,SC	N/A	
156346	Bhaktapur Bramhayani	10/03/2023	Active	10	0	10	-10	-50.00%	20	3	5		2	T,M,VP,SC	1		\$900.31
156337	Bhaktapur Chandeshwori	09/30/2023	Active	21	0	0	0	0.00%	21		11		2	R	T,M,VP,SC	N/A	
155148	Bhaktapur Chyamasingh	09/26/2023	Status Quo(1)	20	0	0	0	0.00%	20		20		2	R	M,SC	N/R	90+ Days
172555	Bhaktapur Five Star	07/24/2024	Active	20	20	0	20	100.00%	0		10			N	M,SC	5	\$1,002.94
155043	Bhaktapur Green Tara	09/15/2023	Active	14	1	7	-6	-30.00%	20	1	5		2	N	M,VP,SC	8	
181822	Bhaktapur Imadole	04/23/2025	Newly Chartered	20	20	0	20	100.00%	0		1				M,VP,SC	N/A	
180638	Bhaktapur Indrayani	02/03/2025	Active	9	21	12	9	100.00%	0	0	0			N	T,M,SC	0	
178981	Bhaktapur Jay Shree Mahakali	09/30/2024	Active	19	23	4	19	100.00%	0	0	2				M,VP,SC	N/R	
178987	Bhaktapur Kamalbinayak	10/01/2024	Active	17	20	3	17	100.00%	0	0	4				M,VP,SC	N/R	
155624	Bhaktapur Laboratorians	09/29/2023	Active(1)	4	18	34	-16	-80.00%	20	1	2			N	M,SC	N/R	
181831	Bhaktapur Manakamana Mai	04/10/2025	Newly Chartered	20	20	0	20	100.00%	0		1			N	P,T,M,VP,SC	N/A	
180060	Bhaktapur Namaste Youth	12/17/2024	Active	20	20	0	20	100.00%	0		2			N	S,M,SC	N/R	
155209	Bhaktapur Peace	09/29/2023	Active	21	0	0	0	0.00%	21		11		2	R	T,M,SC	N/A	
179770	Bhaktapur Six Star	12/17/2024	Active	20	20	0	20	100.00%	0		5			N	M,SC	5	
156190	Bhaktapur Swoniga	09/26/2023	Active	10	3	15	-12	-54.55%	22	1	1		2	R	M,SC	4	
179821	Bhaktapur UCEP Sanothimi	12/06/2024	Active	20	20	0	20	100.00%	0		3			N	M,SC	N/R	
181763	Kathmandu Bhairabi	04/10/2025	Newly Chartered	20	20	0	20	100.00%	0		1			N	M,SC	N/A	
155136	Kathmandu Butwal Welfare	08/29/2023	Active(1)	1	10	19	-9	-90.00%	20	1	3		None		P,T,M,VP,SC	9	90+ Days
174714	Kathmandu Creative Dhading	08/16/2024	Active	14	24	10	14	100.00%	0	2	0		2	N	M	N/R	





# Club Health Assessment for District 325 G through May 2025

			Status	Membership							Reports					Finance	LCIF	
Club Number	Club Name	Charter Date		Current Member Count	YTD Members Added	YTD Members Dropped	YTD Net Growth	YTD Net Growth%	Member Count 12 Months Ago	Avg. length of service for dropped members	Months Since Last MMR ***	Yrs. Since Last Officer Report	President Rotation	Vice President Reported ****	Months Since Last Activity Report ***	Account Balance	Donations for current Fiscal Year	
			Number of times on status quo within last two years	If below 15 members appears				If net loss is greater than 20% appears			If no report in 3 months appears in	When more than one year appears in	Number of repeat terms	Notes the officers that do not have an active	If no report at 12 months red			
156563	Kathmandu Creative Vision	11/01/2023	Status Quo(1)	20	0	0	0	0.00%	20		2		2	R	S,M,VP,SC	N/A	90+ Days	\$1,000.16
157106	Kathmandu Dayspring	02/22/2024	Active(1)	4	4	9	-5	-55.56%	20	1	1			N	M,SC	N/A		
172533	Kathmandu Diamond Regency	12/11/2024	Active	20	20	0	20	100.00%	0		5				M,VP,SC	N/R		
155046	Kathmandu Dietitians	09/29/2023	Cancelled(8*)	0	9	25	-16	-100.00%	20	1	0		None		P,S,T,M,VP SC	N/A	90+ Days	
177528	Kathmandu Gaurishankar	09/24/2024	Active	21	21	0	21	100.00%	0		2			N	M,SC	N/A		
180790	Kathmandu Godawari Creation	04/11/2025	Newly Chartered	20	20	0	20	100.00%	0		1			N	M,SC	N/A		
155216	Kathmandu Golden Regency	09/26/2023	Active(1)	12	3	6	-3	-20.00%	20	1	5			N	T,M,SC	11		
Exc Award (06/30/2023, 06/30/2024)																		
156564	Kathmandu Gresia Vision	11/02/2023	Status Quo(1)	21	0	0	0	0.00%	21		19		2	R	M,SC	N/A	90+ Days	
181821	Kathmandu Heritage	04/11/2025	Newly Chartered	21	21	0	21	100.00%	0		0			N	T,M,SC	N/R		
157744	Kathmandu Himalayan Doctors	03/28/2024	Active	20	0	0	0	0.00%	20		12		2		S,T,M,VP,SC	7		
155219	Kathmandu Humanity	08/28/2023	Active	20	0	0	0	0.00%	28		10		2	N	M,SC	8		
Exc Award (06/30/2024)																		
172600	Kathmandu Integrity	07/24/2024	Active	27	36	9	27	100.00%	0	0	1			N	S,T,M,SC	7	\$900.31	
172525	Kathmandu Kal Kal	07/13/2024	Active	19	19	0	19	100.00%	0		4			N	M,SC	9	\$1,000.71	
175869	Kathmandu Kalika Service Journey	09/24/2024	Active	22	22	0	22	100.00%	0		2			N		2		
172516	Kathmandu Maha Rudra	07/18/2024	Active	20	20	0	20	100.00%	0		10			N	M,SC	N/R		
155911	Kathmandu Moon Light	09/26/2023	Active(1)	18	0	0	0	0.00%	20		0			N	S,M,VP,SC	N/R		
180053	Kathmandu Nawakiran	12/17/2024	Active	18	20	2	18	100.00%	0	0	1			N	M,SC	N/A	90+ Days	
180056	Kathmandu New Era	12/17/2024	Active	20	20	0	20	100.00%	0		0			N		N/R		
157598	Kathmandu New Voice	04/02/2024	Active	16	3	7	-4	-20.00%	20	1	0		2		S,T,M,VP,SC	N/A	\$900.31	
179017	Kathmandu NMC Doctors	09/30/2024	Active	19	22	3	19	100.00%	0	0	5			N	S,M,SC	2		
179828	Kathmandu NMC Doctors Two Campus	12/17/2024	Active	20	20	0	20	100.00%	0		5			N	M,SC	N/R		
178995	Kathmandu Patan Sewa	09/30/2024	Active	20	20	0	20	100.00%	0		4				M,VP,SC	1		



# Club Health Assessment for District 325 G through May 2025

			Status	Membership							Reports					Finance	LCIF	
Club Number	Club Name	Charter Date		Current Member Count	YTD Members Added	YTD Members Dropped	YTD Net Growth	YTD Net Growth%	Member Count 12 Months Ago	Avg. length of service for dropped members	Months Since Last MMR ***	Yrs. Since Last Officer Report	President Rotation	Vice President Reported ****	Months Since Last Activity Report ***	Account Balance	Donations for current Fiscal Year	
			Number of times on status quo within last two years	If below 15 members appears					If net loss is greater than 20% appears			If no report in 3 months appears in	When more than one year appears in	Number of repeat terms	Notes the officers that do not have an active	If no report at 12 months appears in red		
181764	Kathmandu Rainbow	04/09/2025	Newly Chartered	20	20	0	20	100.00%	0		1			N	M,SC	N/R		
181762	Kathmandu Rupakunja	04/10/2025	Newly Chartered	20	20	0	20	100.00%	0		1			N	M,SC	N/A		
180004	Kathmandu Shangrila	12/17/2024	Active	29	29	0	29	100.00%	0		4			N	M,SC	N/R		
180764	Kathmandu Shree Samridhhi	04/17/2025	Newly Chartered	20	20	0	20	100.00%	0		1			N	T,M,SC	N/R		
181848	Kathmandu Subha Umanga	04/11/2025	Newly Chartered	20	20	0	20	100.00%	0		1			N	T,M,SC	N/A		
180791	Kathmandu Sunaulo Kiran	04/11/2025	Newly Chartered	20	20	0	20	100.00%	0		1				M,VP,SC	N/A		
154664	Kathmandu Sungabha	06/20/2023	Active	68	16	36	-20	-22.73%	101	2	1			N	S,T,M,SC	7		\$924.95
Exc Award (06/30/2024)																		
172642	Kathmandu Surya Kiran	08/22/2024	Active	22	23	1	22	100.00%	0	0	4			N	M,SC	N/A		
156193	Kathmandu Swornim	09/28/2023	Active	9	3	4	-1	-10.00%	20	1	5			R	T,M,SC	7		
180038	Kathmandu Tripurasundari	12/17/2024	Active	21	23	2	21	100.00%	0	0	0		2	N	M,SC	N/A		
175670	Kathmandu Valley Doctors	09/30/2024	Active	20	20	0	20	100.00%	0		8			N	M,SC	N/A		
180354	Kathmandu Valley Youth	02/03/2025	Active	20	20	0	20	100.00%	0		3				M,VP,SC	N/R		
172530	Kathmandu Veterinarian	07/17/2024	Active	20	20	0	20	100.00%	0		3			N	M,SC	N/R		
155048	Kathmandu Visionary Entrepreneurs	09/28/2023	Active	20	9	9	0	0.00%	22	1	0			N	M	13		\$1,000.16
Exc Award (06/30/2024)																		
179024	Kathmandu Visionary Photographer	09/30/2024	Active	14	24	10	14	100.00%	0	0	4				M,VP,SC	N/A		
181789	Kathmandu Water Sports	04/09/2025	Newly Chartered	20	20	0	20	100.00%	0		1			N	M,SC	N/A		
172537	Kathmandu Youth Service	07/15/2024	Active	20	20	0	20	100.00%	0		2			N	T,M,SC	N/A		
154800	Kavre Phulchoki	06/19/2023	Active	21	1	0	1	5.00%	21		8			N	M,SC	9		\$2,001.04
175900	Namobuddha Unity	09/11/2024	Active	20	20	0	20	100.00%	0		8			N	M,SC	N/R		
172502	Udayapur Radiance	07/13/2024	Active	20	20	0	20	100.00%	0		7			N	M,SC	N/A		



# Club Health Assessment for District 325 G through May 2025

			Status	Membership							Reports					Finance		LCIF
Club Number	Club Name	Charter Date		Current Member Count	YTD Members Added	YTD Members Dropped	YTD Net Growth	YTD Net Growth%	Member Count 12 Months Ago	Avg. length of service for dropped members	Months Since Last MMR ***	Yrs. Since Last Officer Report	President Rotation	Vice President Reported ****	Months Since Last Activity Report ***	Account Balance	Donations for current Fiscal Year	
			Number of times on status quo within last two years	If below 15 members appears				If net loss is greater than 20% appears			If no report in 3 months appears in	When more than one year appears in	Number of repeat terms	Notes the officers that do not have an active	If no report at 12 months appears in red			
172529	Yala Banglamukhi	07/19/2024	Active	20	20	0	20	100.00%	0		5			N	M,SC	N/A		
Clubs more than two years old																		
142729	Banepa City	09/16/2020	Active(1)	22	4	4	0	0.00%	22	4	5			N	M,SC	13	\$1,800.62	
147269	Banepa Maa Chandi	07/15/2021	Active(3)	4	0	0	0	0.00%	4		4		3	R	M,SC	N/R		
151616	Bethanchowk	08/23/2022	Active	21	0	0	0	0.00%	21		16		None		P,S,T,M,VP SC	21		
135293	Bhaktapur	06/19/2018	Active(1)	22	0	17	-17	-43.59%	38	2	5			N	T,M,SC	0		
Exc Award (06/30/2021, 06/30/2024)																		
66966	BHAKTAPUR ARANIKO	12/26/2002	Active	21	9	9	0	0.00%	20	12	1			N	M,VP,SC	17	\$1,900.47	
Exc Award (06/30/2024)																		
120396	Bhaktapur Bagmati	10/24/2013	Active	6	0	0	0	0.00%	6		46		3	R	T,M,SC	N/R		
142300	Bhaktapur Balkumari Thimi	08/10/2020	Active	12	11	10	1	9.09%	11	4	2				T,M,VP,SC	18		
108106	BHAKTAPUR BHADGAUN	05/11/2010	Active	10	0	3	-3	-23.08%	14	1	2			N	SC	4		
Exc Award (06/30/2017)																		
130976	Bhaktapur Bhairav	06/02/2017	Active(1)	21	2	2	0	0.00%	21	6	1			N	M	3		
Exc Award (06/30/2024)																		
142563	Bhaktapur Classic	09/25/2020	Active	4	1	3	-2	-33.33%	25	5	2		4		M,VP,SC	N/R		
147999	Bhaktapur Doctors	10/20/2021	Active	39	6	3	3	8.33%	31	2	2			N		3		
Exc Award (06/30/2023, 06/30/2024)																		
135800	Bhaktapur Durbar square	07/25/2018	Active(1)	29	0	9	-9	-23.68%	38	6	5		2	R	T,M,SC	22		
Exc Award (06/30/2023, 06/30/2024)																		
151320	Bhaktapur Four Star	06/20/2022	Active(2)	21	3	6	-3	-12.50%	26	2	5			N	M,SC	5	\$900.31	
110392	BHAKTAPUR GOLDEN GATE	04/11/2011	Active(1)	30	11	3	8	36.36%	20	14	2		2	R	S,VP	10	\$360.68	
Exc Award (06/30/2017, 06/30/2024)																		
129180	Bhaktapur Haleshi	10/21/2016	Active(2)	10	1	1	0	0.00%	10	9	1				S,T,M,VP,SC	24+		
135855	Bhaktapur Heart and Diabetic Centre	08/05/2018	Active(1)	12	1	0	1	9.09%	14		5			N	M,SC	3		
Exc Award (06/30/2022)																		
153108	Bhaktapur Helping Hands	12/21/2022	Active(1)	15	0	6	-6	-28.57%	21	2	5			N	M,SC	N/R		



# Club Health Assessment for District 325 G through May 2025

			Status	Membership							Reports					Finance		LCIF
Club Number	Club Name	Charter Date		Current Member Count	YTD Members Added	YTD Members Dropped	YTD Net Growth	YTD Net Growth%	Member Count 12 Months Ago	Avg. length of service for dropped members	Months Since Last MMR ***	Yrs. Since Last Officer Report	President Rotation	Vice President Reported ****	Months Since Last Activity Report ***	Account Balance	Donations for current Fiscal Year	
			Number of times on status quo within last two years	If below 15 members appears				If net loss is greater than 20% appears			If no report in 3 months appears in	When more than one year appears in	Number of repeat terms	Notes the officers that do not have an active	If no report at 12 months appears in red			
143944	Bhaktapur Jwojwolapa	12/30/2020	Active(2)	21	4	0	4	23.53%	17		9			N	M,SC	N/R		\$1,002.94
106528	BHAKTAPUR KEDARESHWOR Exc Award (06/30/2024)	09/08/2009	Active	28	2	9	-7	-20.00%	35	5	1			N	M,VP	0		\$1,800.62
116532	BHAKTAPUR KHWOPA Exc Award (06/30/2024)	04/16/2012	Active	28	3	4	-1	-3.45%	29	4	3			N	P,M	13		\$851.99
142225	Bhaktapur Namaste	07/20/2020	Active(1)	25	0	1	-1	-3.85%	27	1	0			R		10		\$1,100.90
131399	Bhaktapur Narasinga	06/26/2017	Active	30	0	3	-3	-9.09%	35	2	6			N	VP,SC	6		\$900.31
128409	Bhaktapur Nawadurga	08/02/2016	Active	24	2	0	2	9.09%	22		8			N	M,SC	1		\$200.03
128617	Bhaktapur Nyatapola Exc Award (06/30/2021, 06/30/2023, 06/30/2024)	08/24/2016	Active	40	5	1	4	11.11%	34	1	5			R	M	0		\$1,800.62
147948	Bhaktapur Pharmacists	09/20/2021	Active	20	1	2	-1	-4.76%	23	3	6			N		3		
128411	Bhaktapur Real Take Exc Award (06/30/2017)	08/02/2016	Active(1)	21	2	0	2	10.53%	19		2			R	M,SC	18		
49655	BHAKTAPUR SURYA BINAYAK Exc Award (06/30/2017, 06/30/2024)	06/19/1989	Active	31	4	7	-3	-8.82%	34	1	0		4	N	S,T,M,VP,SC	17		\$900.31
142138	Bhaktapur Taleju Exc Award (06/30/2024)	07/14/2020	Active	31	4	9	-5	-13.89%	35	4	0			N	S,T,M,SC	6		\$1,901.36
35306	KABHRE BANEPA Exc Award (06/30/2017, 06/30/2024)	03/30/1978	Active	56	3	5	-2	-3.45%	57	11	0			N	M,SC	10		\$1,800.62
57462	KABHRE SHANKHU	10/30/1995	Active	14	3	0	3	27.27%	11		2			R	M,SC	24+		
151216	Kathmandu Abhiwadan	06/20/2022	Active(1)	25	0	0	0	0.00%	25		6	1	None		P,S,T,M,VP SC	N/R		
105352	KATHMANDU ACTIVE WORLD	09/10/2009	Active	2	0	0	0	0.00%	6		11	1	None		P,S,T,M,VP SC	24+		
149008	Kathmandu Apekshya Vatika Exc Award (06/30/2024)	12/13/2021	Active	35	2	0	2	6.06%	32		3			N	M,SC	7		\$1,903.25
106598	KATHMANDU AROUND WORLD	09/11/2009	Active	2	0	0	0	0.00%	2		48	1	None		P,S,T,M,VP SC	N/R		
150590	Kathmandu Beautician Brisk	05/30/2022	Active(1)	15	6	7	-1	-6.25%	20	2	0			N	M	6		
122844	Kathmandu Bluemoon	08/12/2014	Active	4	1	1	0	0.00%	4	11	1		3	R	T,M,SC	N/R		



# Club Health Assessment for District 325 G through May 2025

			Status	Membership							Reports					Finance	LCIF
Club Number	Club Name	Charter Date		Current Member Count	YTD Members Added	YTD Members Dropped	YTD Net Growth	YTD Net Growth%	Member Count 12 Months Ago	Avg. length of service for dropped members	Months Since Last MMR ***	Yrs. Since Last Officer Report	President Rotation	Vice President Reported ****	Months Since Last Activity Report ***	Account Balance	Donations for current Fiscal Year
			Number of times on status quo within last two years	If below 15 members appears				If net loss is greater than 20% appears			If no report in 3 months appears in	When more than one year appears in	Number of repeat terms	Notes the officers that do not have an active	If no report at 12 months red		
151137	Kathmandu Bright Vision	06/14/2022	Active(1)	15	0	0	0	0.00%	14		6			N	P,T,M,SC	15	
149544	Kathmandu Cityscape	03/14/2022	Active	18	1	0	1	5.88%	17		5			N	P,T,M,SC	N/R	\$1,900.47
125554	Kathmandu Creation	08/06/2015	Active	19	3	7	-4	-17.39%	28	5	1			N	S,T,M	9	
143372	Kathmandu Cycle City	12/31/2020	Active(1)	10	6	0	6	150.00%	4		6			N		10	
148875	Kathmandu Dhading	02/24/2022	Active(2)	4	0	1	-1	-20.00%	6	3	3		None		P,M,VP,SC	22	
152447	Kathmandu Dhunibesi	10/14/2022	Active	5	0	0	0	0.00%	12		4			N	S,M,SC	N/R	
151165	Kathmandu Divya Drishti	06/20/2022	Active	22	5	8	-3	-12.00%	25	2	3			N	M,SC	6	\$1,800.62
Exc Award (06/30/2024)																	
149627	Kathmandu Elite Hospitality	03/14/2022	Active	34	11	2	9	36.00%	25	1	4			N	S,T,M,SC	N/A	\$3,803.72
Exc Award (06/30/2024)																	
151432	Kathmandu Equity	06/20/2022	Active	23	2	7	-5	-17.86%	28	3	0			N	SC	10	
149545	Kathmandu Greenvally	06/16/2022	Active(1)	20	4	6	-2	-9.09%	26	2	0			N	T,SC	N/R	\$900.31
Exc Award (06/30/2024)																	
151336	Kathmandu Healthcare	06/20/2022	Active(1)	29	0	0	0	0.00%	29		1			R	T,VP	10	
66776	KATHMANDU HEART	10/30/2002	Active	3	0	0	0	0.00%	3		26	1	None		P,S,T,M,VP SC	24+	
136142	Kathmandu High Vision	08/14/2018	Active	99	33	20	13	15.12%	137	2	0			N	T,M,SC	3	\$1,800.62
Exc Award (06/30/2022)																	
143711	Kathmandu Highland	11/25/2020	Active	17	0	5	-5	-22.73%	21	3	5			N		10	
147428	Kathmandu Himal	08/06/2021	Active(1)	13	4	8	-4	-23.53%	12	4	1			N		N/R	
120078	Kathmandu Himalayan	08/05/2013	Active(1)	9	0	0	0	0.00%	9		11			R	M,SC	24+	
122630	Kathmandu Himchuli	06/26/2014	Active(1)	16	1	0	1	6.67%	18		2			N	M,SC	10	
Exc Award (06/30/2017)																	
105040	KATHMANDU IMPERIAL	04/22/2009	Active(1)	29	0	2	-2	-6.45%	32	10	3		3	N	T,M,SC	24+	
Exc Award (06/30/2023, 06/30/2024)																	
149044	Kathmandu Information Technology Surveillance	12/14/2021	Cancelled(8*)	0	0	14	-14	-100.00%	14	3	5	1	None		P,S,T,M,VP SC	N/A	90+ Days
151912	Kathmandu Innovative Entrepreneurs	11/28/2022	Active	21	0	0	0	0.00%	21		27			R	T,M,SC	19	



# Club Health Assessment for District 325 G through May 2025

Club Number	Club Name	Charter Date	Status	Membership							Reports					Finance	LCIF
				Current Member Count	YTD Members Added	YTD Members Dropped	YTD Net Growth	YTD Net Growth%	Member Count 12 Months Ago	Avg. length of service for dropped members	Months Since Last MMR ***	Yrs. Since Last Officer Report	President Rotation	Vice President Reported ****	Months Since Last Activity Report ***	Account Balance	Donations for current Fiscal Year
			Number of times on status quo within last two years	If below 15 members appears				If net loss is greater than 20% appears			If no report in 3 months appears in	When more than one year appears in	Number of repeat terms	Notes the officers that do not have an active	If no report at 12 months red		
105573	KATHMANDU INTELLECTUALS	05/26/2009	Active(1)	1	0	2	-2	-66.67%	2	11	9			S,T,M,VP,SC	N/R		
151300	Kathmandu Kageshwari Manohara	06/20/2022	Active(1)	10	0	0	0	0.00%	11		11		2	N	M,SC	N/A	
130279	Kathmandu Kohinoor Centennial	03/15/2017	Cancelled(8*)	0	0	20	-20	-100.00%	20	4	5		None	P,S,T,M,VP SC	24+	90+ Days	
150452	Kathmandu Lifesaver	05/30/2022	Active(1)	3	0	0	0	0.00%	3		22	1	None	P,S,T,M,VP SC	24+		
149504	Kathmandu Manobhabana	03/14/2022	Active	14	4	1	3	27.27%	12	0	5			S,M,VP,SC	N/A		\$151.88
135749	Kathmandu Mero Nepal	07/26/2018	Active(1)	12	0	9	-9	-42.86%	20	2	5		2	R		4	
	Exc Award (06/30/2023, 06/30/2024)																
151631	Kathmandu Muktinath Fukuoka	12/01/2022	Cancelled(8*)	0	0	20	-20	-100.00%	20	3	5	1	None	P,S,T,M,VP SC	N/A	90+ Days	
62372	KATHMANDU NAMASTE SPRINGS	09/20/1999	Active(1)	19	20	29	-9	-32.14%	28	3	1		2	R		9	
	Exc Award (06/30/2022, 06/30/2023, 06/30/2024)																
147459	Kathmandu Narayanthan	09/24/2021	Active	21	5	6	-1	-4.55%	22	3	0			N	M	3	
117731	KATHMANDU NATURAL	08/27/2012	Active	39	4	4	0	0.00%	39	4	5			R	T,SC	3	\$400.06
	Exc Award (06/30/2017, 06/30/2022, 06/30/2024)																
151369	Kathmandu Nepalaya Community	06/20/2022	Status Quo(3)	5	0	0	0	0.00%	5		18	1	None	P,S,T,M,VP SC	N/R	90+ Days	
66968	KATHMANDU NIRVANA	12/26/2002	Active	22	0	0	0	0.00%	22		6			N	M,SC	24+	
150844	Kathmandu Pachali Bhairav	06/20/2022	Active	34	6	7	-1	-2.86%	41	2	5		2	N	M,VP,SC	10	\$900.31
	Exc Award (06/30/2024)																
147157	Kathmandu Patan Sunrise	07/21/2021	Active	34	6	6	0	0.00%	33	4	4			N	M	4	\$930.22
127822	Kathmandu Planet	06/14/2016	Active(1)	5	1	4	-3	-37.50%	20	4	2			N	P,S,T,M,VP SC	14	
	Exc Award (06/30/2023)																
146864	Kathmandu Radiance Doctors	06/19/2021	Active(1)	66	7	14	-7	-9.59%	89	2	2			N		1	\$600.28
	Exc Award (06/30/2022, 06/30/2023, 06/30/2024)																
109903	KATHMANDU RAYS	12/16/2010	Active	20	0	2	-2	-9.09%	21	2	5		2	R	M,SC	4	\$1,504.41
	Exc Award (06/30/2021, 06/30/2023, 06/30/2024)																
147478	Kathmandu Real Journey	07/30/2021	Active(2)	21	21	21	0	0.00%	22	2	6		2		M,VP,SC	20	
66987	KATHMANDU REGENCY	12/26/2002	Active	29	8	3	5	20.83%	24	1	0			N		15	\$2,800.78



# Club Health Assessment for District 325 G through May 2025

			Status	Membership							Reports					Finance		LCIF
Club Number	Club Name	Charter Date		Current Member Count	YTD Members Added	YTD Members Dropped	YTD Net Growth	YTD Net Growth%	Member Count 12 Months Ago	Avg. length of service for dropped members	Months Since Last MMR ***	Yrs. Since Last Officer Report	President Rotation	Vice President Reported ****	Months Since Last Activity Report ***	Account Balance	Donations for current Fiscal Year	
			Number of times on status quo within last two years	If below 15 members appears				If net loss is greater than 20% appears			If no report in 3 months appears in	When more than one year appears in	Number of repeat terms		Notes the officers that do not have an active	If no report at 12 months appears in red		
Exc Award (06/30/2023, 06/30/2024)																		
144094	Kathmandu Rising Youth	01/12/2021	Active(1)	13	2	1	1	8.33%	12	2	8			R	M,SC	14		
115405	KATHMANDU SHASTA	11/21/2011	Active(1)	7	0	1	-1	-12.50%	8	1	17		2	R	M,SC	N/R		
151642	Kathmandu Shivalaya	12/09/2022	Active	12	0	1	-1	-7.69%	23	2	5		None		P,S,T,M,VP SC	N/A		
128619	Kathmandu Sinchit	09/02/2016	Active	26	8	4	4	18.18%	22	7	3			N	M,SC	6		\$900.31
153818	Kathmandu Sindhuli	04/05/2023	Active(1)	11	0	11	-11	-50.00%	22	2	5		3	N	S,T,M,SC	N/A		
120080	Kathmandu Souvenir	08/06/2013	Active(2)	5	0	0	0	0.00%	5		18	1	None		P,S,T,M,VP SC	N/R		
127853	Kathmandu Spiritual	06/13/2016	Active(1)	20	33	21	12	150.00%	14	6	0		2		M,VP,SC	0		
151285	Kathmandu Sports Society	06/20/2022	Active(2)	20	3	0	3	17.65%	17		0				M,VP,SC	3		
92385	KATHMANDU SUNRISE	12/21/2005	Active	54	4	1	3	5.88%	60	2	0			N	T,M,SC	1		\$900.31
Exc Award (06/30/2019)																		
147729	Kathmandu Supadeurali	08/18/2021	Active(1)	8	3	4	-1	-11.11%	7	3	5			R	T,M,SC	3		\$200.03
Exc Award (06/30/2023)																		
130532	Kathmandu Tokyo	03/24/2017	Active	19	4	4	0	0.00%	19	9	5			N	P,M	6		
Exc Award (06/30/2019)																		
134188	Kathmandu Truth	05/15/2018	Active(1)	4	1	0	1	33.33%	4		3		2		M,VP,SC	3		
153767	Kathmandu Unique Vision	02/23/2023	Cancelled(8*)	0	0	29	-29	-100.00%	36	2	2		None		P,S,T,M,VP SC	11	90+ Days	
149321	Kathmandu Unity	01/05/2022	Active	31	7	13	-6	-16.22%	41	2	5			N	S,M	10		\$2,300.70
Exc Award (06/30/2023, 06/30/2024)																		
48043	KATHMANDU VALLEY EAST	01/06/1988	Active	24	3	5	-2	-7.69%	31	1	8			R	M,SC	6		
147828	Kavre Malpi	11/23/2021	Active(1)	10	0	0	0	0.00%	9		11			N	M,SC	N/A		
150438	Khotang Star	05/30/2022	Active(2)	8	8	8	0	0.00%	12	3	1		2	R	M,SC	22		
150950	Madhyapur Thimi	06/20/2022	Active(2)	20	6	0	6	42.86%	14		8			N	M,VP,SC	N/A		
152750	Madhyapur Thimi Shankhadhar	09/30/2022	Active	18	7	3	4	28.57%	23	2	2			N	T,M,SC	2		
151166	Mandandeupur	06/20/2022	Active(3)	8	16	24	-8	-50.00%	16	2	0		6		M,VP,SC	N/A		
147852	Nepal Alpine	08/09/2021	Active	21	0	0	0	0.00%	21		38		3	R	M,SC	24+		





# Club Health Assessment for District 325 G through May 2025


			Status	Membership							Reports					Finance		LCIF
Club Number	Club Name	Charter Date		Current Member Count	YTD Members Added	YTD Members Dropped	YTD Net Growth	YTD Net Growth%	Member Count 12 Months Ago	Avg. length of service for dropped members	Months Since Last MMR ***	Yrs. Since Last Officer Report	President Rotation	Vice President Reported ****	Months Since Last Activity Report ***	Account Balance	Donations for current Fiscal Year	
			Number of times on status quo within last two years	If below 15 members appears				If net loss is greater than 20% appears			If no report in 3 months appears in	When more than one year appears in	Number of repeat terms	Notes the officers that do not have an active	If no report at 12 months appears in red			
125616	Nepal Everest	08/14/2015	Active(2)	35	11	0	11	45.83%	29		4			N	S,M,SC	3		
125786	Nepal Gaurishankar	09/18/2015	Active(1)	19	3	3	0	0.00%	19	6	9			N	S	15		
142876	Nepal Heritage	12/09/2020	Cancelled(8*)	0	0	22	-22	-100.00%	22	4	5	2	None		P,S,T,M,VP SC	N/R	90+ Days	
125598	Nepal Highlight	08/12/2015	Active	26	4	9	-5	-16.13%	31	5	0		2	R	T	4	\$900.31	
	Exc Award (06/30/2024)																	
125597	Nepal Himalaya	08/12/2015	Active	32	4	1	3	10.34%	29	9	0			N	SC	0		
	Exc Award (06/30/2024)																	
129527	Nepal Japan Friendship	12/05/2016	Status Quo(4)	11	0	21	-21	-65.63%	32	4	4		2	N	T,M,VP,SC	18	90+ Days	
	Exc Award (06/30/2022)																	
129073	Nepal Paradise	10/14/2016	Active	35	4	0	4	12.90%	37		0			N	M,SC	6	\$900.31	
137126	Nepal Save Himalaya	01/16/2019	Active(2)	15	5	8	-3	-16.67%	18	4	2			N	T	N/R		
142160	Nepal Self Defence	09/28/2020	Status Quo(2)	18	13	0	13	260.00%	6		6		3	R	M,SC	24+	90+ Days	
137958	Nepal Sherpas	06/14/2019	Active(1)	41	14	3	11	36.67%	30	2	0			N	T,M,SC	0	\$1,400.49	
129465	Panauti	11/29/2016	Active	45	10	12	-2	-4.26%	46	5	1			N	M,SC	4	\$900.31	
153259	Shreekhandaapur	02/08/2023	Active(1)	15	0	5	-5	-25.00%	20	2	0			N	P,S,M,VP,SC	N/A		
105831	SINDHULI KAMALAMAI	06/17/2009	Active(1)	17	0	3	-3	-15.00%	17	6	0		2	R	M,SC	3		

Clubs Cancelled Previous Fiscal Year – Clubs Cancelled within last 12 months may be reinstated

Club Number	Club Name	Charter Date	Current Status*	Cancellation Date
148632	Bhaktapur Nurses	10/20/2021	Cancelled(8*)	01/29/2024
144762	Bhaktapur Tripura Sundari	12/30/2020	Cancelled(8*)	12/29/2023
150321	Kathmandu California Friendship	06/02/2022	Cancelled(8*)	04/29/2024
120107	Kathmandu Dhruba Tara	08/07/2013	Cancelled(8*)	12/29/2023
147471	Kathmandu Fukuoka Friendship	07/12/2021	Cancelled(8*)	04/29/2024
151172	Kathmandu Gateway Professional	06/16/2022	Cancelled(8*)	01/29/2024
153292	Kathmandu Global Star	12/22/2022	Cancelled(6*)	05/29/2024



## Club Health Assessment for District 325 G through May 2025



Club Number	Club Name	Charter Date	Status	Membership								Reports					Finance		LCIF	
				Current Member Count	YTD Members Added	YTD Members Dropped	YTD Net Growth	YTD Net Growth%	Member Count 12 Months Ago	Avg. length of service for dropped members	Months Since Last MMR ***	Yrs. Since Last Officer Report	President Rotation	Vice President Reported ****	Months Since Last Activity Report ***	Account Balance	Donations for current Fiscal Year			
			Number of times on status quo within last two years	If below 15 members appears				If net loss is greater than 20% appears			If no report in 3 months appears in	When more than one year appears in	Number of repeat terms	Notes the officers that do not have an active	If no report at 12 months appears in red					
148540	Kathmandu North	12/17/2021	Cancelled(8*)	12/29/2023																
151008	Kathmandu Regal	06/21/2022	Cancelled(8*)	11/29/2023																
156529	Kathmandu Sky Vision	11/02/2023	Cancelled(6*)	05/29/2024																
128618	Nepal Himalayan Excellence	09/29/2016	Cancelled(6*)	08/29/2023																
148669	Nepal Landmark	03/30/2022	Cancelled(8*)	04/29/2024																
Current Total Clubs Count	YTD New Clubs Count	YTD Cancelled Clubs Count	YTD Net Club Gain	Current Total Members Count	YTD Add	YTD Drop	YTD Net Growth	YTD Net Growth %	Member Count 12 Months Ago	Average Member Count Per Club	% of Clubs with less than 20 members	% No MMR in 3 Months	% No Officer Report in 12 Months	% of Clubs with balance 90+ days	Number of Clubs in Status Quo	% Status Quo Clubs in Financial Suspension	Number of Cancelled Clubs	Average Cancelled Club Age	Members Lost Due to Cancellation	% of Clubs Cancelled for Non-Financial Reasons
168	43	6	37	3,384	1,409	810	599	21.51%	3,033	20	40%	55%	4%	5%	6	100%	6	9	130	-150%

\* - P - Priority Club. Cancellation Reasons: 1-Objectives/conduct, 2-Non-active club, 5-Non-existing club, 6-Disbanding, 7-Merger, 8-Financial Suspension, 9-District/Multiple District Dues.

\*\* - Abbreviation: P-President, S-Secretary, T-Treasurer, M-Member Chairperson, VP-First Vice President, MC-Communications Chairperson, SC-Service Chairperson

\*\*\* - Abbreviation: N/R - Never reported using the Lions Clubs website, N/A - Not applicable, No password registered for the Lions Clubs website.

\*\*\*\* - Abbreviation: N - New, IP - Immediate Past, R - Repeat.



# Club Health Assessment for District 325 H through May 2025

			Status	Membership							Reports					Finance		LCIF
Club Number	Club Name	Charter Date		Current Member Count	YTD Members Added	YTD Members Dropped	YTD Net Growth	YTD Net Growth%	Member Count 12 Months Ago	Avg. length of service for dropped members	Months Since Last MMR ***	Yrs. Since Last Officer Report	President Rotation	Vice President Reported ****	Months Since Last Activity Report ***	Account Balance	Donations for current Fiscal Year	
			Number of times on status quo within last two years	If below 15 members appears				If net loss is greater than 20% appears			If no report in 3 months appears in	When more than one year appears in	Number of repeat terms	Notes the officers that do not have an active	If no report at 12 months appears in red			
Clubs less than two years old																		
154696	Bara Tangiyabasti	06/20/2023	Cancelled(8*)	0	0	20	-20	-100.00%	20	2	5	1	None	P,S,T,M,VP SC	N/R	90+ Days		
156626	Bhaktapur Balkot United	12/27/2023	Cancelled(8*)	0	0	24	-24	-100.00%	24	1	14		None	P,S,T,M,VP SC	N/A	90+ Days		
156730	Bhaktapur Bhadgaon City	01/31/2024	Status Quo(1)	21	0	0	0	0.00%	21		8		2	R	N/A	90+ Days		
156172	Bhaktapur Educators	09/29/2023	Cancelled(8*)	0	10	30	-20	-100.00%	20	1	9		None	P,S,T,M,VP SC	N/R	90+ Days		
156729	Bhaktapur God Chandreshwor	12/13/2023	Active	13	1	7	-6	-31.58%	21	1	4		2	R	T,SC	N/A		
156701	Bhaktapur God Father	01/31/2024	Active(1)	21	2	5	-3	-12.50%	24	1	5		3	R	T	7		
171363	Bhaktapur God Karyabinayak	06/18/2024	Active	17	0	3	-3	-15.00%	0	8	5		2	R		10		
157880	Bhaktapur God Trinetreswor	03/28/2024	Active	20	0	0	0	0.00%	20		5		2	R	S,T,SC	N/R		
157211	Bhaktapur Himalayan Hearts	02/09/2024	Active	20	0	0	0	0.00%	20		0		2	R		0		
181415	Bhaktapur Legends	03/19/2025	Newly Chartered	20	20	0	20	100.00%	0		2			N		N/R		
155099	Bhaktapur Neelkantheshor	08/18/2023	Active	20	3	0	3	17.65%	28		0			N	T	0	\$100.29	
Exc Award (06/30/2024)																		
155769	Chandranigahapur Greater	09/13/2023	Active(1)	16	0	7	-7	-30.43%	23	2	0		2	R	S,SC	13		
157142	Kathmandu Aabhari	02/07/2024	Active	19	2	3	-1	-5.00%	20	1	0		2		T,M,VP,SC	N/A		
157343	Kathmandu Aakanksha	02/02/2024	Active	21	1	0	1	5.00%	20		1			N	M	10	\$100.29	
156328	Kathmandu Abiral	09/30/2023	Status Quo(1)	20	0	0	0	0.00%	20		20	1	None	P,S,T,M,VP SC	N/R	90+ Days		
156447	Kathmandu Budhanilkantha Sports	12/13/2023	Active	14	0	7	-7	-33.33%	21	1	0		2	R	SC	0		
180161	Kathmandu Chandragiri City	01/13/2025	Active	23	23	0	23	100.00%	0		0			N		0		
180942	Kathmandu Creative Minds	03/10/2025	Newly Chartered	17	20	3	17	100.00%	0	0	0			N	T,M	N/R		
155620	Kathmandu Destiny	09/05/2023	Active	20	3	4	-1	-4.76%	20	6	0			N		18		
158098	Kathmandu Divine Path	04/18/2024	Active	20	0	0	0	0.00%	20		13		2		T,M,VP,SC	N/A		
156909	Kathmandu Excellence	12/15/2023	Active(1)	7	1	2	-1	-12.50%	21	1	2		2	R		15		
156175	Kathmandu Falcha	09/30/2023	Status Quo(1)	20	0	0	0	0.00%	20		20	1	None	P,S,T,M,VP SC	N/R	90+ Days		



# Club Health Assessment for District 325 H through May 2025

			Status	Membership							Reports					Finance	LCIF	
Club Number	Club Name	Charter Date		Current Member Count	YTD Members Added	YTD Members Dropped	YTD Net Growth	YTD Net Growth%	Member Count 12 Months Ago	Avg. length of service for dropped members	Months Since Last MMR ***	Yrs. Since Last Officer Report	President Rotation	Vice President Reported ****	Months Since Last Activity Report ***	Account Balance	Donations for current Fiscal Year	
			Number of times on status quo within last two years	If below 15 members appears				If net loss is greater than 20% appears			If no report in 3 months appears in	When more than one year appears in	Number of repeat terms	Notes the officers that do not have an active	If no report at 12 months red			
181229	Kathmandu Happy Circle	03/17/2025	Newly Chartered	20	20	0	20	100.00%	0		2			N	T	N/A		
156883	Kathmandu Harmony	12/14/2023	Active	40	9	0	9	29.03%	39		1			N		8		\$100.99
	Exc Award (06/30/2024)																	
156302	Kathmandu Kadambari	09/30/2023	Active	20	0	0	0	0.00%	20		0		3		T,M,VP,SC	N/A		
172622	Kathmandu Kailash Mansaroba	07/18/2024	Active	10	21	11	10	100.00%	0	0	5			N	T,M,VP,SC	5		
172370	Kathmandu Karmasheel Satkarma	06/19/2024	Active	20	0	0	0	0.00%	0		1		None		P,S,T,VP,SC	N/A		
156111	Kathmandu Kshitiz	09/29/2023	Active	22	0	0	0	0.00%	22		0		2	R		N/A		
	Exc Award (06/30/2024)																	
180225	Kathmandu Kundalinee Teacher	01/15/2025	Active	20	20	0	20	100.00%	0		4			N		N/R		
172608	Kathmandu Kutumba	07/18/2024	Active	20	20	0	20	100.00%	0		0			N	T,M,SC	9		\$902.55
172486	Kathmandu Mahaboudha	07/18/2024	Active	39	39	0	39	100.00%	0		0				T,M,VP,SC	N/A		
155766	Kathmandu Management	09/30/2023	Active	28	3	0	3	12.00%	25		0		2		T,M,VP,SC	N/A		
156178	Kathmandu Nayan	12/12/2023	Active(1)	21	0	0	0	0.00%	21		19	1	None		P,S,T,M,VP SC	N/A		
155118	Kathmandu New Pathivara	07/17/2023	Active	31	1	0	1	3.33%	30		9			N		0		\$1,206.43
	Exc Award (06/30/2024)																	
155098	Kathmandu Niharika	08/11/2023	Active(1)	18	0	5	-5	-21.74%	23	1	5			N	VP	14		
157606	Kathmandu Padmapani	02/27/2024	Active	35	7	0	7	25.00%	28		0		2		S,T,M,VP,SC	2		\$1,000.16
156201	Kathmandu Pharping	09/29/2023	Cancelled(8*)	0	0	20	-20	-100.00%	20	1	20		None		P,S,T,M,VP SC	N/R	90+ Days	
158011	Kathmandu Samriddhi Central	04/08/2024	Active	19	2	3	-1	-5.00%	20	1	0		None		P,M,VP	8		\$200.59
156733	Kathmandu Samriddhi City	12/15/2023	Status Quo(1)	22	0	0	0	0.00%	22		15		2		T,M,VP,SC	N/R	90+ Days	
156600	Kathmandu Samriddhi Fellowship	12/15/2023	Active	5	0	15	-15	-75.00%	22	6	0		2	N	M,SC	0		
171569	Kathmandu Samriddhi Hearts	05/27/2024	Active	20	0	0	0	0.00%	20		12		2		T,M,VP,SC	8		
172568	Kathmandu Sweet Home	07/18/2024	Active	23	23	0	23	100.00%	0		3				T,M,VP,SC	7		\$902.55
155030	Kathmandu Tika Bhairab	07/25/2023	Active(1)	15	2	7	-5	-25.00%	20	2	0		2	N	S,T,M,VP,SC	N/A		
156235	Kathmandu Ultimate	09/28/2023	Active	8	2	4	-2	-20.00%	19	3	3			N	S,T,M,SC	N/R		



# Club Health Assessment for District 325 H through May 2025

			Status	Membership							Reports					Finance		LCIF
Club Number	Club Name	Charter Date		Current Member Count	YTD Members Added	YTD Members Dropped	YTD Net Growth	YTD Net Growth%	Member Count 12 Months Ago	Avg. length of service for dropped members	Months Since Last MMR ***	Yrs. Since Last Officer Report	President Rotation	Vice President Reported ****	Months Since Last Activity Report ***	Account Balance	Donations for current Fiscal Year	
			Number of times on status quo within last two years	If below 15 members appears				If net loss is greater than 20% appears			If no report in 3 months appears in	When more than one year appears in	Number of repeat terms	Notes the officers that do not have appears in an active	If no report at 12 months red			
156081	Kathmandu Youth Entrepreneurs	09/29/2023	Active	20	0	0	0	0.00%	20		0			R	T,M,SC	N/R		
172511	Rautahat Chandrapur	07/18/2024	Active	18	19	1	18	100.00%	0	4	0			N	T,VP,SC	6		
180280	Rautahat Chandrapur Medicoz	02/03/2025	Active	20	20	0	20	100.00%	0		3			N		N/R		
181115	Rautahat Chandrapur Pride	02/27/2025	Active	20	20	0	20	100.00%	0		3			N	SC	N/A		
Clubs more than two years old																		
152096	Bagmati Cancer Care	08/29/2022	Active(1)	8	1	0	1	14.29%	21		7				T,M,VP,SC	N/R		
151646	Bara Mauwadevi	08/02/2022	Active	20	0	0	0	0.00%	20		20				S,T,M,VP,SC	24+		
139125	Bhaktapur Balkot	08/01/2019	Active(2)	18	2	4	-2	-10.00%	21	5	5			N	SC	11		
139126	Bhaktapur Changunarayan	08/01/2019	Active(2)	15	2	6	-4	-21.05%	19	4	5			N		15		
127667	Bhaktapur Hanasakiyama	06/02/2016	Cancelled(8*)	0	0	12	-12	-100.00%	13	6	2		None		P,S,T,M,VP SC	24+	90+ Days	
130266	Bhaktapur Marigold	03/22/2017	Active	21	1	3	-2	-8.70%	21	8	5			N	M,SC	14	\$1,000.16	
139131	Bhaktapur Nagarik	11/27/2019	Status Quo(1)	21	0	0	0	0.00%	21		17	1	None		P,S,T,M,VP SC	16	90+ Days	
139127	Bhaktapur Principal	10/10/2019	Active	21	0	3	-3	-12.50%	24	3	5			N	S,SC	8		
147246	Bhaktapur Rudraksha	07/21/2021	Active	27	2	0	2	8.00%	30		6			R		8	\$900.01	
Exc Award (06/30/2023)																		
147379	Kathmandu Aaradhana	08/18/2021	Active(1)	16	0	10	-10	-38.46%	26	2	5				M,VP,SC	4		
138935	Kathmandu Aarogya	11/27/2019	Active(1)	7	0	11	-11	-61.11%	18	3	5				S,T,M,VP,SC	14		
147442	Kathmandu Abir	08/26/2021	Active	25	3	0	3	13.64%	26		0			N	M,SC	0	\$98.38	
143050	Kathmandu Akshata	10/08/2020	Cancelled(8*)	0	0	21	-21	-100.00%	21	4	5	1	None		P,S,T,M,VP SC	N/R	90+ Days	
132070	Kathmandu Ankur	07/25/2017	Active(1)	10	0	2	-2	-16.67%	12	5	5		2		S,T,VP,SC	14		
66766	KATHMANDU BABARMAHAL	10/30/2002	Active	41	13	0	13	46.43%	30		2			N		1	\$1,207.77	
Exc Award (06/30/2023, 06/30/2024)																		
144574	Kathmandu Bagbazar	12/29/2020	Active(2)	8	2	1	1	14.29%	12	4	1		2	N	M	N/A		
47935	KATHMANDU BAGMATI	12/02/1987	Active	69	8	4	4	6.15%	75	5	0			N		0	\$300.72	
Exc Award (06/30/2019, 06/30/2023, 06/30/2024)																		
111669	KATHMANDU BANESHWOR	07/18/2011	Active(1)	13	3	0	3	30.00%	10		6		2	R	T,M,VP,SC	N/R		




# Club Health Assessment for District 325 H through May 2025

Club Number	Club Name	Charter Date	Status	Membership							Reports					Finance	LCIF
				Current Member Count	YTD Members Added	YTD Members Dropped	YTD Net Growth	YTD Net Growth%	Member Count 12 Months Ago	Avg. length of service for dropped members	Months Since Last MMR ***	Yrs. Since Last Officer Report	President Rotation	Vice President Reported ****	Months Since Last Activity Report ***	Account Balance	Donations for current Fiscal Year
			Number of times on status quo within last two years	If below 15 members appears				If net loss is greater than 20% appears			If no report in 3 months appears	When more than one year appears in	Number of repeat terms	Notes the officers that do not have an active	If no report at 12 months red		
138910	Kathmandu Buddhanagar	08/06/2019	Active(1)	18	6	6	0	0.00%	22	3	0			N	5		
	Exc Award (06/30/2024)																
128704	Kathmandu Central	08/29/2016	Active	67	6	0	6	9.84%	61		0			N	10		
	Exc Award (06/30/2020, 06/30/2021, 06/30/2022)													P,T,SC			
55078	KATHMANDU CHABAHIL	11/29/1993	Active	84	27	2	25	42.37%	68	2	0			N	0		\$7,302.23
	Exc Award (06/30/2016, 06/30/2017, 06/30/2018)																
132369	Kathmandu Concern	08/15/2017	Active	14	0	2	-2	-12.50%	16	3	0			N	4		
	Exc Award (06/30/2021)																
151624	Kathmandu Cyber World	04/18/2023	Active(1)	10	5	17	-12	-54.55%	22	2	0				N/R		
														T,M,VP,SC			
151720	Kathmandu Dakshinkali	08/26/2022	Active	22	0	0	0	0.00%	22		15				16		
														T,M,VP,SC			
154346	Kathmandu Divine Light	05/10/2023	Active(1)	19	5	14	-9	-32.14%	35	2	0			N	2		
														SC			
48898	KATHMANDU DOWN TOWN	09/12/1988	Active	37	2	0	2	5.71%	48		0			N	9		\$2,108.93
	Exc Award (06/30/2020, 06/30/2021, 06/30/2022)																
152304	Kathmandu Dreams City	08/31/2022	Active(1)	31	0	0	0	0.00%	31		12	1	None		N/A		
														P,S,T,M,VP,SC			
61832	KATHMANDU FRIENDSHIP	04/21/1999	Active(1)	22	0	0	0	0.00%	22		12			N	24+		
														S,M,SC			
97156	KATHMANDU FUTURE STAR	05/18/2006	Active(2)	23	1	0	1	4.55%	22		0			N	16		
														P,M,VP			
120130	Kathmandu Gaushala	08/09/2013	Active(2)	6	1	2	-1	-14.29%	7	1	0		3	R	15		
														T,M,SC			
104344	KATHMANDU GLIESE	01/13/2009	Active	9	0	0	0	0.00%	9		0		4		24+		
														M,VP,SC			
146627	Kathmandu Gurans	06/10/2021	Active	39	10	3	7	21.88%	42	3	0			R	11		
154206	Kathmandu Happiness	04/18/2023	Active(1)	43	7	1	6	16.22%	35	4	4			N	7		\$300.01
	Exc Award (06/30/2023, 06/30/2024)																
84255	KATHMANDU HARATIMATA	09/30/2004	Active	23	0	0	0	0.00%	29		1			N	0		\$1,003.45
	Exc Award (06/30/2021, 06/30/2023)																
142147	Kathmandu Himnadi	07/20/2020	Active	20	7	0	7	53.85%	13		0				20		
														S,T,M,VP,SC			
133329	Kathmandu Holy Smile	01/23/2018	Active	29	6	0	6	26.09%	25		0			N	1		
	Exc Award (06/30/2021)																
66793	KATHMANDU HORIZON	11/05/2002	Active(1)	16	0	0	0	0.00%	16		20			N	24+		
														P,SC			



# Club Health Assessment for District 325 H through May 2025

			Status	Membership							Reports					Finance		LCIF
Club Number	Club Name	Charter Date		Current Member Count	YTD Members Added	YTD Members Dropped	YTD Net Growth	YTD Net Growth%	Member Count 12 Months Ago	Avg. length of service for dropped members	Months Since Last MMR ***	Yrs. Since Last Officer Report	President Rotation	Vice President Reported ****	Months Since Last Activity Report ***	Account Balance	Donations for current Fiscal Year	
			Number of times on status quo within last two years	If below 15 members appears				If net loss is greater than 20% appears			If no report in 3 months appears in	When more than one year appears in	Number of repeat terms	Notes the officers that do not have an active	If no report at 12 months appears in red			
105041	KATHMANDU IMAGE	04/22/2009	Active	15	3	0	3	25.00%	10		5			N	N/R			
150335	Kathmandu Karmalaya	04/04/2022	Active	27	2	1	1	3.85%	26	2	0			N	T,M,VP	4		
145859	Kathmandu Karmasheel	06/09/2021	Active	16	1	1	0	0.00%	17	0	0		None	N	P,M,SC	16		
	Exc Award (06/30/2023)																	
135744	Kathmandu Kasthamandap	09/12/2018	Active(2)	6	0	5	-5	-45.45%	11	5	0		2		T,M,VP,SC	N/R		
125662	Kathmandu Kipu	08/27/2015	Active	31	2	0	2	6.90%	26		2			N		2	\$500.96	
	Exc Award (06/30/2023, 06/30/2024)																	
59526	KATHMANDU KIRITIPUR	05/09/1997	Active	30	3	4	-1	-3.23%	29	3	0		2	R	S,T	7	\$1,504.41	
	Exc Award (06/30/2023)																	
103998	KATHMANDU KOHINOOR	11/20/2008	Active	30	3	1	2	7.14%	28	0	5			N		1	\$902.55	
120611	Kathmandu Kundalinee	10/31/2013	Active	50	2	9	-7	-12.28%	59	5	0			N	T	10		
	Exc Award (06/30/2023)																	
55079	KATHMANDU LOTUS	11/29/1993	Active	17	0	1	-1	-5.56%	18	31	5		2		S,M,VP	21	\$312.11	
129460	Kathmandu Nagarjun City	11/17/2016	Active(1)	21	1	2	-1	-4.55%	20	8	10			N	S,M	14		
139076	Kathmandu New Waves	08/23/2019	Active(2)	14	14	14	0	0.00%	20	5	7				P,T,M,VP,SC	20		
	Exc Award (06/30/2021)																	
97059	KATHMANDU OCCED NEPAL	05/01/2006	Active(1)	7	0	0	0	0.00%	7		12		2		T,VP,SC	N/R		
151636	Kathmandu Padmakasthapur	08/30/2022	Active	16	1	7	-6	-27.27%	21	2	0			N	T	10	\$251.86	
	Exc Award (06/30/2023, 06/30/2024)																	
135742	Kathmandu Padmasambhav Dakshinkali	09/12/2018	Active	25	0	12	-12	-32.43%	37	4	0		2	N	M	13		
120097	Kathmandu Peace	08/05/2013	Active	6	0	0	0	0.00%	6		15		None		P,S,T,M,VP SC	N/R		
120295	Kathmandu Pearl City	09/09/2013	Status Quo(1)	13	0	3	-3	-18.75%	26	5	6			N	S,SC	6	90+ Days	
56125	KATHMANDU RAJDHANI	10/03/1994	Active	19	0	1	-1	-5.00%	21	30	0			N	SC	24+		
140928	Kathmandu Rani Pokhari	06/23/2020	Active	55	5	0	5	10.00%	50		0			N	S	9	\$200.59	
	Exc Award (06/30/2021, 06/30/2022, 06/30/2023)																	
120076	Kathmandu Samridhi	07/30/2013	Active(1)	84	8	2	6	7.69%	146	3	0			N	T,SC	2		
	Exc Award (06/30/2016, 06/30/2017, 06/30/2020)																	





# Club Health Assessment for District 325 H through May 2025

			Status	Membership							Reports					Finance	LCIF	
Club Number	Club Name	Charter Date		Current Member Count	YTD Members Added	YTD Members Dropped	YTD Net Growth	YTD Net Growth%	Member Count 12 Months Ago	Avg. length of service for dropped members	Months Since Last MMR ***	Yrs. Since Last Officer Report	President Rotation	Vice President Reported ****	Months Since Last Activity Report ***	Account Balance	Donations for current Fiscal Year	
			Number of times on status quo within last two years	If below 15 members appears				If net loss is greater than 20% appears			If no report in 3 months appears in	When more than one year appears in	Number of repeat terms		Notes the officers that do not have an active	If no report at 12 months red		
128620	Kathmandu Synergy	09/22/2016	Active(1)	14	0	0	0	0.00%	14		10				S,VP	14		
143049	Kathmandu Tashi Delek	10/08/2020	Active	53	3	3	0	0.00%	53	2	0			N	M	4		
	Exc Award (06/30/2023)																	
152345	Kathmandu UB Group	10/13/2022	Active(1)	20	0	0	0	0.00%	20		12			N	P,T,M,VP,SC	N/R		
58706	KATHMANDU UMANG	09/19/1996	Active	31	0	0	0	0.00%	31		9			N	M,VP,SC	3		
	Exc Award (06/30/2018, 06/30/2020)																	
151660	Kathmandu University Teachers	05/12/2023	Active(1)	20	0	0	0	0.00%	20		20	1	None		P,S,T,M,VP SC	N/R		
132735	Kathmandu Valley UN Park	10/25/2017	Active	18	0	0	0	0.00%	22		9			N	P	16		
129167	KATHMANDU WHITE HOUSE	10/26/2016	Cancelled(8*)	0	0	21	-21	-100.00%	21	8	5		None		P,S,T,M,VP SC	24+	90+ Days	
152149	Kavre Planchowk Bhagwati	10/17/2022	Active(3)	20	21	23	-2	-9.09%	22	2	3			R	SC	N/A		
60353	LALBANDI	02/06/1998	Active	25	7	2	5	25.00%	19	16	1		3	R	SC	13		
128622	Lalbandi Century	08/29/2016	Active(2)	17	0	0	0	0.00%	23		11			N		24+		
	Exc Award (06/30/2023)																	
127145	Lalbandi City	04/14/2016	Active(1)	29	3	7	-4	-12.12%	40	7	1			R	M,SC	3		
	Exc Award (06/30/2023)																	
128623	Nepal Helping Hearts	09/23/2016	Active	4	1	2	-1	-20.00%	5	4	0			IP	M,SC	9		
64823	NIJGADH	12/07/2001	Active(1)	20	0	0	0	0.00%	20		20	1	None		P,S,T,M,VP SC	24+		
142170	Nijgadh City	07/17/2020	Active	27	2	0	2	8.00%	24		4			N	M	4		
	Exc Award (06/30/2021)																	
125098	Nijgadh Peace	06/17/2015	Cancelled(8*)	0	0	16	-16	-100.00%	16	7	10		None		P,S,T,M,VP SC	24+	90+ Days	
147293	Nijgadh Youth	12/17/2021	Active(2)	25	1	0	1	4.17%	24		4			N	S,M,SC	N/A		
95245	RAUTAHAT CHANDRANIGAHAPUR	02/07/2006	Active(1)	9	9	24	-15	-62.50%	32	7	3		2	N	P,SC	11		
148276	Rautahat Chandrapur Femina	10/19/2021	Active(2)	18	0	0	0	0.00%	18		16	1	None		P,S,T,M,VP SC	17		
150704	Rautahat Chandrapur Green City	06/14/2022	Active(1)	22	4	2	2	10.00%	20	2	2			R	M,VP	13		\$1,001.69
66978	RAUTAHAT SAMANPUR	12/26/2002	Active	20	0	0	0	0.00%	20		20	1	None		P,S,T,M,VP SC	N/R		
111666	RAUTAHAT VISION NEPAL	07/15/2011	Active(1)	13	0	0	0	0.00%	13		20	1	None		P,S,T,M,VP SC	24+		



## Club Health Assessment for District 325 H through May 2025

			Status	Membership							Reports				Finance	LCIF	
Club Number	Club Name	Charter Date		Current Member Count	YTD Members Added	YTD Members Dropped	YTD Net Growth	YTD Net Growth%	Member Count 12 Months Ago	Avg. length of service for dropped members	Months Since Last MMR ***	Yrs. Since Last Officer Report	President Rotation	Vice President Reported ****	Months Since Last Activity Report ***	Account Balance	Donations for current Fiscal Year
			Number of times on status quo within last two years	If below 15 members appears				If net loss is greater than 20% appears			If no report in 3 months appears	When more than one year appears in	Number of repeat terms	Notes the officers that do not have an active	If no report at 12 months appears in		
143365	Sarlahi Hariwan	11/03/2020	Cancelled(8*)	0	0	12	-12	-100.00%	12	3	10	1	None	P,S,T,M,VP SC	N/R	90+ Days	
151669	Tarakeshwar Down Town	02/01/2023	Active(2)	17	0	0	0	0.00%	20		11			S,VP,SC	N/R		

Clubs Cancelled Previous Fiscal Year – Clubs Cancelled within last 12 months may be reinstated

Club Number	Club Name	Charter Date	Current Status*	Cancellation Date
145868	Bagmati Paurai	04/12/2021	Cancelled(8*)	12/29/2023
147243	Bara Galaxy	08/03/2021	Cancelled(8*)	12/29/2023
154195	Bhaktapur Gurans	04/18/2023	Cancelled(8*)	06/29/2024
147784	Kathmandu Acme	08/09/2021	Cancelled(8*)	06/29/2024
151619	Kathmandu Apar	08/29/2022	Cancelled(8*)	06/29/2024
151620	Kathmandu Apple	08/26/2022	Cancelled(8*)	08/29/2023
155154	Kathmandu Bagina Artist	09/05/2023	Cancelled(8*)	06/29/2024
155021	Kathmandu Cheers	08/04/2023	Cancelled(8*)	06/29/2024
144676	Kathmandu Darshan	05/17/2021	Cancelled(8*)	12/29/2023
142126	Kathmandu Manahara City	07/28/2020	Cancelled(8*)	04/29/2024
144809	Kathmandu Mega City	01/06/2021	Cancelled(8*)	12/29/2023
122925	Kathmandu Naulo Bihani	08/12/2014	Cancelled(8*)	12/29/2023
151633	Kathmandu Nirman Sansar	09/13/2022	Cancelled(8*)	09/29/2023
126383	Kathmandu Safeway	12/30/2015	Cancelled(8*)	12/29/2023
151640	Kathmandu Sarang	08/18/2022	Cancelled(8*)	12/29/2023
147380	Kathmandu Scholar	09/06/2021	Cancelled(8*)	02/29/2024
153690	Kathmandu Trisa Nepal	05/03/2023	Cancelled(8*)	06/29/2024
138852	Mahottari Bardibas	01/31/2020	Cancelled(8*)	12/29/2023
155036	Sarlahi	07/17/2023	Cancelled(8*)	06/29/2024



# Club Health Assessment for District 325 H through May 2025

Club Number			Club Name			Charter Date			Status					Membership					Reports					Finance		LCIF
									Current Member Count	YTD Members Added	YTD Members Dropped	YTD Net Growth	YTD Net Growth%	Member Count 12 Months Ago	Avg. length of service for dropped members	Months Since Last MMR ***	Yrs. Since Last Officer Report	President Rotation	Vice President Reported ****	Months Since Last Activity Report ***	Account Balance	Donations for current Fiscal Year				
									Number of times on status quo within last two years	If below 15 members appears			If net loss is greater than 20% appears			If no report in 3 months appears in		When more than one year appears in	Number of repeat terms	Notes the officers that do not have an active		If no report at 12 months appears in red				
Current Total Clubs Count	YTD New Clubs Count	YTD Cancelled Clubs Count	YTD Net Club Gain	Current Total Members Count	YTD Add	YTD Drop	YTD Net Growth	YTD Net Growth %	Member Count 12 Months Ago	Average Member Count Per Club	% of Clubs with less than 20 members	% No MMR in 3 Months	% No Officer Report in 12 Months	% of Clubs with balance 90+ days	Number of Clubs in Status Quo	% Status Quo Clubs in Financial Suspension	Number of Cancelled Clubs	Average Cancelled Club Age	Members Lost Due to Cancellation	% of Clubs Cancelled for Non-Financial Reasons						
118	12	9	3	2,659	530	480	50	1.92%	2,806	23	40%	50%	8%	5%	6	100%	9	10	176	-211%						

\* - P - Priority Club. Cancellation Reasons: 1-Objectives/conduct, 2-Non-active club, 5-Non-existing club, 6-Disbanding, 7-Merger, 8-Financial Suspension, 9-District/Multiple District Dues.

\*\* - Abbreviation: P-President, S-Secretary, T-Treasurer, M-Member Chairperson, VP-First Vice President, MC-Communications Chairperson, SC-Service Chairperson

\*\*\* - Abbreviation: N/R - Never reported using the Lions Clubs website, N/A - Not applicable, No password registered for the Lions Clubs website.

\*\*\*\* - Abbreviation: N - New, IP - Immediate Past, R - Repeat.



# Club Health Assessment for District 325 I through May 2025

Club Number	Club Name	Charter Date	Status	Membership							Reports					Finance	LCIF
				Current Member Count	YTD Members Added	YTD Members Dropped	YTD Net Growth	YTD Net Growth%	Member Count 12 Months Ago	Avg. length of service for dropped members	Months Since Last MMR ***	Yrs. Since Last Officer Report	President Rotation	Vice President Reported ****	Months Since Last Activity Report ***	Account Balance	Donations for current Fiscal Year
			Number of times on status quo within last two years	If below 15 members appears				If net loss is greater than 20% appears			If no report in 3 months appears in	When more than one year appears in	Number of repeat terms	Notes the officers that do not have appears in an active	If no report at 12 months red		
<b>Clubs less than two years old</b>																	
155208	Beni Jaljala	09/26/2023	Active	22	0	2	-2	-8.33%	24	1	5			R	T,M,VP,SC	8	
156840	Beni Shivalaya	12/13/2023	Active(1)	6	0	14	-14	-70.00%	20	1	9		2	N	T,M,SC	6	
	Exc Award (06/30/2024)																
155210	Beni Tatopani	09/26/2023	Active	20	1	1	0	0.00%	20	2	0		2		T,M,VP,SC	7	
157600	Dhading Bhairabi	03/27/2024	Active	34	14	0	14	70.00%	20		2		2	R	M,SC	1	\$100.15
179832	Dhading Height	11/29/2024	Active	20	20	0	20	100.00%	0		2				T,M,VP,SC	4	
180064	Dhading Mandali	12/17/2024	Active	20	20	0	20	100.00%	0		4				T,M,VP,SC	1	
156229	Gorkha Darbar	09/28/2023	Active	17	4	12	-8	-32.00%	25	1	0			N	T,M,SC	8	
171268	Gorkha Lig Lig	05/16/2024	Status Quo(1)	27	11	4	7	35.00%	20	0	1		2		T,M,VP,SC	7	90+ Days
156196	Jomsom Mustang	09/28/2023	Active(1)	5	8	23	-15	-75.00%	20	1	0		3	N	S,T,M,VP,SC	7	
155548	Kathamandu Aasthapunja	09/07/2023	Active	29	8	3	5	20.83%	24	1	5		2	R	M,SC	0	\$1,250.14
180699	Kathmandu Aasthadeep	01/31/2025	Active	24	24	0	24	100.00%	0		3			N	M,SC	3	
179837	Kathmandu Ajambari	12/02/2024	Active	19	20	1	19	100.00%	0	0	3			N	T,M,VP,SC	N/A	
175875	Kathmandu Amarbuddha	07/18/2024	Active	20	20	0	20	100.00%	0		1		None		P,S,T,M,VP SC	N/A	90+ Days
172547	Kathmandu Anantashwor	07/24/2024	Active	21	21	0	21	100.00%	0		0			N	M,VP,SC	6	\$200.22
155550	Kathmandu Balkumari Sangla	04/05/2024	Active	23	3	0	3	15.00%	20		1			N	M,SC	9	
178379	Kathmandu Barahi	09/02/2024	Active	20	20	0	20	100.00%	0		3			N	T,M,VP,SC	N/R	
156277	Kathmandu Buddha Ayurveda	09/29/2023	Active(1)	5	0	15	-15	-75.00%	20	1	10		2		M,VP,SC	6	
181112	Kathmandu Buddha Gyanbhumi	02/27/2025	Active	20	20	0	20	100.00%	0		0			N	T,M,VP,SC	0	
178574	Kathmandu Buddha Universal	09/17/2024	Active	23	23	0	23	100.00%	0		2			N	T,M,SC	2	\$300.06
156182	Kathmandu Chaurideurali Kavre	09/26/2023	Cancelled(8*)	0	0	21	-21	-100.00%	21	1	6		None		P,S,T,M,VP SC	19	90+ Days
172364	Kathmandu Chetana	06/18/2024	Active	23	3	0	3	15.00%	0		5			N	M,SC	0	\$100.01
181043	Kathmandu Dhamathu	02/20/2025	Active	20	20	0	20	100.00%	0		2			N	T,M,VP,SC	2	



# Club Health Assessment for District 325 I through May 2025

			Status	Membership							Reports					Finance		LCIF
Club Number	Club Name	Charter Date		Current Member Count	YTD Members Added	YTD Members Dropped	YTD Net Growth	YTD Net Growth%	Member Count 12 Months Ago	Avg. length of service for dropped members	Months Since Last MMR ***	Yrs. Since Last Officer Report	President Rotation	Vice President Reported ****	Months Since Last Activity Report ***	Account Balance	Donations for current Fiscal Year	
			Number of times on status quo within last two years	If below 15 members appears				If net loss is greater than 20% appears			If no report in 3 months appears in	When more than one year appears in	Number of repeat terms	Notes the officers that do not have an active	If no report at 12 months appears in red			
180087	Kathmandu Dhrubatarā	03/05/2025	Newly Chartered	20	20	0	20	100.00%	0		1			N	SC	1		
156183	kathmandu Diyalo Star	09/28/2023	Active(1)	19	0	4	-4	-17.39%	23	1	9			N	T,M,VP,SC	9		
156805	Kathmandu Dreamers	12/08/2023	Active	21	0	0	0	0.00%	21		16		2	R	M,SC	6		
172545	Kathmandu Ekata	07/13/2024	Active	20	20	0	20	100.00%	0		6			N	M,SC	0	\$400.08	
155838	Kathmandu Elevate	08/30/2023	Active	20	0	0	0	0.00%	20		21		2		S,T,M,VP,SC	6		
Exc Award (06/30/2024)																		
172096	Kathmandu Everest Eye	06/07/2024	Active	25	5	0	5	25.00%	0		1		2	R	M,SC	3		
178537	Kathmandu Evergreen Champion	09/11/2024	Active	23	23	0	23	100.00%	0		4			N	M,SC	7		
156911	Kathmandu Ganesh Himal	12/13/2023	Active(1)	1	0	19	-19	-95.00%	20	1	0		2		S,T,M,VP,SC	6		
156849	Kathmandu Gaurishanker	12/08/2023	Active	13	1	8	-7	-35.00%	20	1	4		2	N	M,VP,SC	6		
172365	Kathmandu Golden Heart	06/18/2024	Active	20	0	0	0	0.00%	0		4		2	R	M,SC	4	\$900.31	
157164	Kathmandu Harmony Hub	01/22/2024	Active	15	0	8	-8	-34.78%	23	1	5		2		T,M,VP,SC	8		
155549	Kathmandu Hattigauda	09/29/2023	Active	11	0	9	-9	-45.00%	20	1	4		2	R	S,T,M,VP,SC	6		
172543	Kathmandu Helping Hands	07/18/2024	Active	20	20	0	20	100.00%	0		0			N	M,SC	6		
155688	Kathmandu Hillside	09/29/2023	Active(1)	20	0	0	0	0.00%	20		5		2		S,T,M,VP,SC	19		
181049	Kathmandu Himalayan Dynamic Dreamers	02/21/2025	Active	20	20	0	20	100.00%	0		0			N	T,M,SC	3		
182101	Kathmandu Indrayani	04/30/2025	Newly Chartered	20	20	0	20	100.00%	0		0				M,VP,SC	N/A		
172657	Kathmandu Josh	07/18/2024	Active	20	20	0	20	100.00%	0		3			N	S,T,M,VP,SC	6		
176604	Kathmandu Karuna	08/06/2024	Active	20	20	0	20	100.00%	0		1			N	T,M,VP,SC	7		
172549	Kathmandu Khageshwori	07/18/2024	Active	20	20	0	20	100.00%	0		2			N	M,SC	1		
155220	Kathmandu Mahamayuri	08/10/2023	Active	22	3	0	3	15.79%	21		4			N	M,VP,SC	0	\$100.00	
172491	Kathmandu Manabiya Sewa Abhiyan	07/14/2024	Active	17	17	0	17	100.00%	0		0		2	R	SC	1		
156237	Kathmandu National Buddha	09/28/2023	Active	13	4	11	-7	-35.00%	20	1	3			R	M,SC	0	\$1,000.04	



# Club Health Assessment for District 325 I through May 2025

Club Number	Club Name	Charter Date	Status	Membership							Reports					Finance	LCIF
				Current Member Count	YTD Members Added	YTD Members Dropped	YTD Net Growth	YTD Net Growth%	Member Count 12 Months Ago	Avg. length of service for dropped members	Months Since Last MMR ***	Yrs. Since Last Officer Report	President Rotation	Vice President Reported ****	Months Since Last Activity Report ***	Account Balance	Donations for current Fiscal Year
			Number of times on status quo within last two years	If below 15 members appears				If net loss is greater than 20% appears			If no report in 3 months appears	When more than one year appears in	Number of repeat terms	Notes the officers that do not have an active	If no report at 12 months red		
157778	Kathmandu Netrito Rastriya Karnadhar	03/19/2024	Active	20	0	0	0	0.00%	20		14		2	S,T,M,VP,SC	6	90+ Days	
156184	Kathmandu New Champion	09/28/2023	Active	13	0	7	-7	-35.00%	20	1	5			T,M,VP,SC	8		
180071	Kathmandu New Reiki	12/17/2024	Active	20	20	0	20	100.00%	0		2		None	N	P,M,SC	3	
157490	Kathmandu North Rasuwa	06/22/2024	Active	8	0	12	-12	-60.00%	0	0	9		2	S,T,M,VP,SC	8		
172490	Kathmandu Peace	07/14/2024	Active(1)	21	21	0	21	100.00%	0		4			T,M,VP,SC	N/A		
172577	Kathmandu Peace Capital	08/16/2024	Active	20	20	0	20	100.00%	0		9			N	T,M,VP,SC	6	90+ Days
158068	Kathmandu Peace Ideal	04/25/2024	Active	23	3	0	3	15.00%	20		9		2	R	M,SC	0	
155953	Kathmandu Peace World	09/05/2023	Active	36	11	2	9	33.33%	27	1	2			N	M,VP,SC	0	\$1,000.32
	Exc Award (06/30/2024)																
155191	Kathmandu Purba Kshitiz Kavre	08/10/2023	Active	13	0	7	-7	-35.00%	20	2	1			P,T,M,VP,SC	6		
182402	Kathmandu Samabuddha	05/28/2025	Newly Chartered	20	20	0	20	100.00%	0		0			N	M,SC	N/A	
179965	Kathmandu Sangat Samuha	12/12/2024	Active	20	20	0	20	100.00%	0		4			N	T,M,SC	1	
156195	Kathmandu Sarathi	12/13/2023	Active	8	0	12	-12	-60.00%	20	1	1			N	P,T,M,VP,SC	0	
178322	Kathmandu Saugat	08/30/2024	Active	20	20	0	20	100.00%	0		2			N	S,T,M,VP,SC	0	
179931	Kathmandu Serving Buddha	12/12/2024	Active	20	20	0	20	100.00%	0		1			N	T,M,VP,SC	N/R	
171566	Kathmandu Shreekalika	06/07/2024	Active	24	2	1	1	4.35%	0	1	0		2	R	S,M,SC	9	
179833	Kathmandu Siddanta Buddha	12/02/2024	Active	20	20	0	20	100.00%	0		5			T,M,VP,SC	N/R		
157601	Kathmandu Siddhartha Bagh Bhairab	02/28/2024	Active	20	0	0	0	0.00%	20		14		2	R	T,M,SC	8	
178319	Kathmandu Siddhartha Bodh	08/30/2024	Cancelled(8*)	0	20	20	0	0.00%	0	0	2		None	P,S,T,M,VP SC	N/A	90+ Days	
155932	Kathmandu Siddhartha Evergreen	09/01/2023	Active	28	0	0	0	0.00%	28		5		2	R	M,SC	3	
156908	Kathmandu Siddhartha Harmony	12/14/2023	Cancelled(8*)	0	0	20	-20	-100.00%	20	1	10		None	P,S,T,M,VP SC	8	90+ Days	
178306	Kathmandu Siddhartha Karunamaya	08/29/2024	Cancelled(8*)	0	20	20	0	0.00%	0	0	2		None	P,S,T,M,VP SC	N/A	90+ Days	
172416	Kathmandu Siddhartha Nirbiz	06/19/2024	Active	20	0	0	0	0.00%	0		5		2	T,M,VP,SC	6	90+ Days	



# Club Health Assessment for District 325 I through May 2025

			Status	Membership							Reports					Finance		LCIF
Club Number	Club Name	Charter Date		Current Member Count	YTD Members Added	YTD Members Dropped	YTD Net Growth	YTD Net Growth%	Member Count 12 Months Ago	Avg. length of service for dropped members	Months Since Last MMR ***	Yrs. Since Last Officer Report	President Rotation	Vice President Reported ****	Months Since Last Activity Report ***	Account Balance	Donations for current Fiscal Year	
			Number of times on status quo within last two years	If below 15 members appears				If net loss is greater than 20% appears			If no report in 3 months appears in	When more than one year appears in	Number of repeat terms	Notes the officers that do not have an active	If no report at 12 months red			
155934	Kathmandu Siddhartha Palace	09/01/2023	Active	21	0	0	0	0.00%	21		9		2	R	T,M,SC	2	90+ Days	
157952	Kathmandu Siddhartha Panorama	04/03/2024	Active	20	0	0	0	0.00%	20		5		2	N	S,T,M,SC	8		
156214	Kathmandu Siddhartha Right Way	09/28/2023	Cancelled(8*)	0	0	20	-20	-100.00%	20	1	10		None	P,S,T,M,VP SC	8			
158016	Kathmandu Siddhartha Unity	06/12/2024	Active	20	0	0	0	0.00%	0		11		2		S,T,M,VP,SC	6		
178653	Kathmandu Siddhartha Vision	09/17/2024	Active	20	20	0	20	100.00%	0		8			N	T,M,VP,SC	N/A		
156445	Kathmandu Sunaulo Paila	12/13/2023	Active(1)	17	4	7	-3	-15.00%	20	1	3		2	R	M,VP,SC	1		
155866	Kathmandu Suryamukhi	09/28/2023	Active	24	2	0	2	9.09%	22		5			N	M,SC	0		
180477	Kathmandu Tirtha Nexus	01/21/2025	Active	20	20	0	20	100.00%	0		0			N	T,M,VP,SC	4		
182150	Kathmandu Udhyami	05/05/2025	Newly Chartered	20	20	0	20	100.00%	0		0				T,M,VP,SC	N/A		
178407	Kathmandu Vigen	09/10/2024	Active	20	20	0	20	100.00%	0		3			N	T,M,VP,SC	3		
156285	Kathmandu We Can	09/29/2023	Active	10	0	0	0	0.00%	10		16				T,M,VP,SC	N/A		
178878	Kathmandu White Lotus	12/17/2024	Active	20	20	0	20	100.00%	0		2			N	M,SC	N/R		
172656	Kathmandu Yog Bhumi	07/18/2024	Active	20	20	0	20	100.00%	0		2				T,M,VP,SC	2		
175001	Kathmandu Youth	07/15/2024	Cancelled(8*)	0	20	20	0	0.00%	0	0	4		None	P,S,T,M,VP SC	N/R	90+ Days		
156226	Kavre Gosaisthan	09/28/2023	Active	20	0	0	0	0.00%	20		20		2		S,T,M,VP,SC		N/A	
156238	Lamjung Darbar	09/28/2023	Active	17	0	0	0	0.00%	17		5			N	T,M,SC		N/A	
178027	Lamjung Together We Serve	08/29/2024	Active	19	20	1	19	100.00%	0	0	0			N	M,SC		3	
182065	Lekhnath Kalika City	04/29/2025	Newly Chartered	20	20	0	20	100.00%	0		0				S,T,M,VP,SC		N/R	
180974	Lekhnath Lotus	02/17/2025	Active	20	20	0	20	100.00%	0		3			N	M,SC		N/R	
172655	Lekhnath Star	07/18/2024	Active	20	20	0	20	100.00%	0		0				P,T,M,VP,SC		6	
182173	Lekhnath Subha Aarambha	05/07/2025	Newly Chartered	20	20	0	20	100.00%	0		0				M,VP,SC		N/R	
181639	Myagdi Dovan City	03/31/2025	Newly Chartered	20	20	0	20	100.00%	0		1			N	M,SC		0	
178603	Nuwakot Adarsha	09/12/2024	Active	20	20	0	20	100.00%	0		2			N	T,M,VP,SC		6	





# Club Health Assessment for District 325 I through May 2025

			Status	Membership							Reports					Finance		LCIF
Club Number	Club Name	Charter Date		Current Member Count	YTD Members Added	YTD Members Dropped	YTD Net Growth	YTD Net Growth%	Member Count 12 Months Ago	Avg. length of service for dropped members	Months Since Last MMR ***	Yrs. Since Last Officer Report	President Rotation	Vice President Reported ****	Months Since Last Activity Report ***	Account Balance	Donations for current Fiscal Year	
			Number of times on status quo within last two years	If below 15 members appears				If net loss is greater than 20% appears			If no report in 3 months appears in	When more than one year appears in	Number of repeat terms	Notes the officers that do not have an active	If no report at 12 months appears in red			
179019	Nuwakot Barahi	09/30/2024	Active	20	20	0	20	100.00%	0		4			N	T,M,VP,SC	6		
182157	Nuwakot Battar	05/06/2025	Newly Chartered	20	20	0	20	100.00%	0		0				M,VP,SC	N/A		
180089	Nuwakot Indrayani	12/17/2024	Active	20	20	0	20	100.00%	0		0			N	S,T,M,VP,SC	3		
178904	Nuwakot Sampada	09/25/2024	Active	20	20	0	20	100.00%	0		1			N	S,T,M,VP,SC	3		
156185	Parbat Sarathi	09/26/2023	Active	15	0	2	-2	-11.76%	20	1	5			N	S,T,M,VP,SC	N/A		
157649	Pokhara Aandhikhola	05/15/2024	Active	16	0	4	-4	-20.00%	20	1	0			N	T,M,VP,SC	5		
156188	Pokhara Aastha	09/28/2023	Active	7	0	13	-13	-65.00%	20	1	1		2	R	T,M,VP,SC	6		
181279	Pokhara Aasthapunja	03/07/2025	Newly Chartered	20	20	0	20	100.00%	0		0			N	P,S,T,M,VP SC	N/A		
155951	Pokhara Arghaun	09/05/2023	Active	20	2	2	0	0.00%	20	1	5		2		T,M,VP,SC	6		
178145	Pokhara Dhungesanghu	09/12/2024	Active	18	41	23	18	100.00%	0	0	0			N	T,M,VP,SC	5		
172500	Pokhara Dreamland	07/14/2024	Active	8	18	10	8	100.00%	0	0	0				T,M,VP,SC	2		
172579	Pokhara Everest	07/18/2024	Active	22	22	0	22	100.00%	0		2			N	T,M,VP,SC	0	\$493.88	
155227	Pokhara Glory	09/25/2023	Active	23	2	0	2	9.52%	21		0			N		3		
155551	Pokhara Information Technology	08/03/2023	Active	20	0	0	0	0.00%	20		0			R	T,M,VP,SC	0		
172484	Pokhara Korea Returnee	07/14/2024	Active	33	33	0	33	100.00%	0		0			N	M,SC	0	\$1,000.02	
155228	Pokhara Mahalaxmi	09/29/2023	Active	21	0	0	0	0.00%	21		6				S,T,M,VP,SC	4	\$100.00	
172540	Pokhara Mahashila	07/18/2024	Active	10	20	10	10	100.00%	0	0	0			N	M,VP,SC	0		
182401	Pokhara Mardi Base Camp	05/28/2025	Newly Chartered	20	20	0	20	100.00%	0		0				M,VP,SC	N/A		
178549	Pokhara Para Mhendo	09/11/2024	Active	20	20	0	20	100.00%	0		5				T,M,VP,SC	5		
155552	Pokhara Professionals	08/07/2023	Active	14	0	8	-8	-36.36%	22	1	0			N	T,M,SC	1		
157953	Pokhara Puspa Batika	04/02/2024	Active	20	0	0	0	0.00%	20		0		2		T,M,VP,SC	10		
172487	Pokhara Samajik Abhiyan	07/13/2024	Active	20	20	0	20	100.00%	0		0			N	T,M,VP,SC	2		
155229	Pokhara Sanima	09/26/2023	Active(1)	20	5	5	0	0.00%	20	1	2		2	N	VP,SC	N/R		




# Club Health Assessment for District 325 I through May 2025

			Status	Membership							Reports					Finance		LCIF
Club Number	Club Name	Charter Date		Current Member Count	YTD Members Added	YTD Members Dropped	YTD Net Growth	YTD Net Growth%	Member Count 12 Months Ago	Avg. length of service for dropped members	Months Since Last MMR ***	Yrs. Since Last Officer Report	President Rotation	Vice President Reported ****	Months Since Last Activity Report ***	Account Balance	Donations for current Fiscal Year	
			Number of times on status quo within last two years	If below 15 members appears				If net loss is greater than 20% appears			If no report in 3 months appears in	When more than one year appears in	Number of repeat terms	Notes the officers that do not have an active	If no report at 12 months appears in red			
178176	Pokhara Sayapatri	08/29/2024	Active	20	20	0	20	100.00%	0		1			N	T,M,SC	5		
181463	Pokhara Service Returnee	03/18/2025	Newly Chartered	20	20	0	20	100.00%	0		0			N	T,M,VP,SC	N/A		
156215	Pokhara Smart	04/01/2024	Active	9	0	11	-11	-55.00%	20	1	3				T,M,VP,SC	6		
172492	Pokhara Smart City	07/18/2024	Active	20	20	0	20	100.00%	0		10			N	M,SC	N/R		
172496	Pokhara Super Vision	07/15/2024	Active	4	17	13	4	100.00%	0	0	0			N	T,M,SC	N/A		
155500	Pokhara Udhyami	05/16/2024	Active	20	0	0	0	0.00%	20		10		2	R	M,SC	N/A		
172494	Pokhara White House	07/12/2024	Status Quo(1)	20	20	0	20	100.00%	0		2				S,T,M,VP,SC	6	90+ Days	
179025	Pokhara Youth	09/30/2024	Active	20	20	0	20	100.00%	0		6				T,M,VP,SC	3		
Clubs more than two years old																		
147413	Bagmati Gautam Buddha	07/29/2021	Active(1)	1	0	0	0	0.00%	1		0		2		S,T,M,VP,SC	24+		
121865	Beni City	04/17/2014	Active	35	0	2	-2	-5.41%	37	4	5				T,M,VP,SC	6		
142577	Beni Lovelyhill	10/08/2020	Active	28	0	0	0	0.00%	28		5			N		6		
129284	Beni Maharani	10/27/2016	Active	38	0	4	-4	-9.52%	42	5	5				T,M,VP,SC	9		
126537	Beni Mallaj	04/21/2016	Active	31	0	5	-5	-13.89%	36	6	0			N	T,M,VP,SC	0		
100768	BENI MYAGDI	12/04/2007	Active	29	0	16	-16	-35.56%	45	12	3				P,T,M,VP,SC	9		
Exc Award (06/30/2024)																		
128445	Beni Peace City	08/02/2016	Active(1)	20	0	3	-3	-13.04%	23	8	0			N	T,M,SC	0		
129219	Gorkha Daraudi	11/02/2016	Active	24	0	0	0	0.00%	24		12			N	M,SC	5		
120316	Kathmandu Aneka	09/12/2013	Active	10	1	2	-1	-9.09%	11	5	10		2		T,M,VP,SC	6		
Exc Award (06/30/2017, 06/30/2021)																		
139103	Kathmandu Apex	07/30/2019	Active	21	0	0	0	0.00%	21		0			N	T,M,VP,SC	7		
60041	KATHMANDU ARANIKO	10/17/1997	Active	38	0	4	-4	-9.52%	42	7	8			N	M,SC	0	\$200.00	
Exc Award (06/30/2016, 06/30/2024)																		
151610	Kathmandu Bauddha Bhumi	08/22/2022	Cancelled(8*)	0	0	20	-20	-100.00%	20	2	5		None		P,S,T,M,VP SC	22	90+ Days	
151611	Kathmandu Bethanchwok	08/29/2022	Active	13	0	0	0	0.00%	13		6		3		S,T,M,VP,SC	N/A		




# Club Health Assessment for District 325 I through May 2025

			Status	Membership						Reports					Finance		LCIF	
Club Number	Club Name	Charter Date		Current Member Count	YTD Members Added	YTD Members Dropped	YTD Net Growth	YTD Net Growth%	Member Count 12 Months Ago	Avg. length of service for members	Months Since Last MMR ***	Yrs. Since Last Officer Report	President Rotation	Vice President Reported ****	Months Since Last Activity Report ***	Account Balance	Donations for current Fiscal Year	
			Number of times on status quo within last two years	If below 15 members appears				If net loss is greater than 20% appears			If no report in 3 months appears in	When more than one year appears in	Number of repeat terms	Notes the officers that do not have appears in an active	If no report at 12 months red			
97558	KATHMANDU BHRIKUTI	07/25/2006	Active	42	0	0	0	0.00%	42		10			N	T,SC	4		\$1,000.34
	Exc Award (06/30/2020, 06/30/2021, 06/30/2022)																	
142966	Kathmandu Bibhuti	09/24/2020	Active	21	0	0	0	0.00%	22		5				T,M,VP,SC	3		
130914	Kathmandu Bishnumati	06/08/2017	Active	20	2	0	2	11.11%	18		1				T,M,VP,SC	3		\$300.51
	Exc Award (06/30/2024)																	
147097	Kathmandu Buddha Bhumi	07/04/2021	Active(1)	7	0	0	0	0.00%	7		6		2		S,T,M,VP,SC	22		
117767	KATHMANDU BUDHANILKANTHA	09/06/2012	Active	21	0	0	0	0.00%	23		5			R	S,M,SC	7		\$1,000.02
	Exc Award (06/30/2017, 06/30/2024)																	
141567	Kathmandu Budhanilkantha Golden Dream	06/09/2020	Active	9	0	4	-4	-30.77%	13	2	1			R	S,T,M,VP	6		
146695	Kathmandu Campaign	06/14/2021	Active	20	2	2	0	0.00%	20	2	10			N	T,M,SC	1		
143039	Kathmandu Champion	10/22/2020	Active	21	1	0	1	5.00%	20		1			N	M,SC	0		\$100.03
154106	Kathmandu Cooperative	03/31/2023	Active	9	0	0	0	0.00%	9		2				S,T,M,VP,SC	7		
150797	Kathmandu Crimson	06/01/2022	Active(1)	9	0	0	0	0.00%	9		0			N	M,SC	1		
141988	Kathmandu Deurali Diyalo	07/16/2020	Active	36	0	0	0	0.00%	36		5			N	M,SC	1		\$100.02
	Exc Award (06/30/2021, 06/30/2024)																	
146184	Kathmandu Devnagar	05/14/2021	Active	25	0	0	0	0.00%	25		12			N	T,VP,SC	10		
106313	KATHMANDU DHAULAGIRI	08/24/2009	Active	32	1	0	1	3.23%	31		1			N	S,T	6		
142512	Kathmandu Divine Energy	08/27/2020	Active	8	3	6	-3	-27.27%	15	3	0				M,VP,SC	5		\$900.06
138882	Kathmandu Eva	07/30/2019	Status Quo(1)	27	0	0	0	0.00%	27		6				S,T,M,VP,SC	6	90+ Days	
140452	Kathmandu Everest 8848	12/19/2019	Active	18	0	0	0	0.00%	18		2			N	S,T,M,SC	1		
143768	Kathmandu Everest Florida	12/01/2020	Active(1)	10	14	20	-6	-37.50%	16	4	3		2	R	S,M,SC	6		
140278	Kathmandu Fine Arts	12/18/2019	Active	13	0	0	0	0.00%	13		17			N	M,VP,SC	6		
151613	Kathmandu Gantabya	08/30/2022	Active	17	0	0	0	0.00%	17		8			N	M,SC	5		
	Exc Award (06/30/2024)																	
104315	KATHMANDU GREEN PEACE	01/09/2009	Active	7	0	0	0	0.00%	7		17		3		S,T,M,VP,SC	22		
139242	Kathmandu Grihalaxmi	08/22/2019	Active	31	7	0	7	29.17%	24		10			N	T,M,SC	0		\$900.13



# Club Health Assessment for District 325 I through May 2025

			Status	Membership							Reports					Finance	LCIF
Club Number	Club Name	Charter Date		Current Member Count	YTD Members Added	YTD Members Dropped	YTD Net Growth	YTD Net Growth%	Member Count 12 Months Ago	Avg. length of service for dropped members	Months Since Last MMR ***	Yrs. Since Last Officer Report	President Rotation	Vice President Reported ****	Months Since Last Activity Report ***	Account Balance	Donations for current Fiscal Year
			Number of times on status quo within last two years	If below 15 members appears				If net loss is greater than 20% appears			If no report in 3 months appears in	When more than one year appears in	Number of repeat terms	Notes the officers that do not have an active	If no report at 12 months red		
Exc Award (06/30/2020)																	
129184	Kathmandu Gulmohar	10/31/2016	Active	29	4	0	4	16.00%	25		9			N	S,M,SC	9	
Exc Award (06/30/2017)																	
152120	Kathmandu Hamro Rupantaran	08/22/2022	Active	26	6	0	6	30.00%	23		9			N	M,SC	0	\$100.17
151615	Kathmandu Happy	08/29/2022	Active(1)	4	4	4	0	0.00%	4	2	2			N	S,M,SC	5	
138947	Kathmandu Indreshwor	09/12/2019	Active	22	5	0	5	29.41%	23		5			N	M,SC	7	
151635	Kathmandu Innovation	08/25/2022	Active	25	1	5	-4	-13.79%	29	2	4			N	M	3	
151647	Kathmandu Jupiter	08/17/2022	Active	36	9	13	-4	-10.00%	40	1	0			N	M,SC	1	\$100.03
Exc Award (06/30/2024)																	
151649	Kathmandu Kailash Bhumi	08/25/2022	Active	21	7	0	7	50.00%	14		1			N	T,M,VP,SC	2	\$900.06
152323	Kathmandu Lakshya	10/10/2022	Active	16	4	1	3	23.08%	18	2	8			N	M,VP,SC	2	\$1,000.34
142008	Kathmandu Laughing Buddha	08/31/2020	Active	19	0	4	-4	-17.39%	23	1	4			N	M,SC	6	\$1,000.04
Exc Award (06/30/2024)																	
141391	Kathmandu Little Buddha	06/01/2020	Active	11	2	3	-1	-8.33%	12	1	4			N	P,M,SC	6	
133912	Kathmandu Lord Budhha	03/11/2018	Active	37	7	0	7	23.33%	30		2			N	M,SC	0	\$997.81
Exc Award (06/30/2020, 06/30/2024)																	
138950	Kathmandu Ma Chandeswori	08/26/2019	Active	9	0	1	-1	-10.00%	11	5	10			N	S,M,SC	7	
141129	Kathmandu Mayur	03/02/2020	Active	28	9	1	8	40.00%	20	2	4			N	T,M,SC	8	
122890	Kathmandu Mid Town	08/07/2014	Active	25	1	0	1	4.17%	24		9			N		10	
Exc Award (06/30/2021, 06/30/2024)																	
143577	Kathmandu Motherland Women	11/10/2020	Active	11	0	0	0	0.00%	11		8				T,M,VP,SC	15	
122519	Kathmandu Nilgiri	06/19/2014	Active(1)	18	3	0	3	20.00%	15		4				S,T,M,VP,SC	4	\$900.08
Exc Award (06/30/2018)																	
130319	Kathmandu Omkar	03/13/2017	Active	58	4	0	4	7.41%	54		3			N	VP,SC	1	\$1,900.15
Exc Award (06/30/2020, 06/30/2023, 06/30/2024)																	
140433	Kathmandu Parikalpana	12/11/2019	Active	21	0	6	-6	-22.22%	27	3	9			N	S,M,VP,SC	8	\$997.81
Exc Award (06/30/2024)																	
125230	Kathmandu Paropakar	06/22/2015	Active	41	1	0	1	2.50%	40		4			N	M,SC	5	\$900.08



## Club Health Assessment for District 325 I through May 2025

			Status	Membership							Reports					Finance		LCIF
Club Number	Club Name	Charter Date		Current Member Count	YTD Members Added	YTD Members Dropped	YTD Net Growth	YTD Net Growth%	Member Count 12 Months Ago	Avg. length of service for dropped members	Months Since Last MMR ***	Yrs. Since Last Officer Report	President Rotation	Vice President Reported ****	Months Since Last Activity Report ***	Account Balance	Donations for current Fiscal Year	
			Number of times on status quo within last two years	If below 15 members appears				If net loss is greater than 20% appears			If no report in 3 months appears in	When more than one year appears in	Number of repeat terms	Notes the officers that do not have an active	If no report at 12 months appears in red			
Exc Award (06/30/2017, 06/30/2019, 06/30/2020)			Active	8	0	0	0	0.00%	8		10			N	T,M,SC	9		\$397.05
139993	Kathmandu Prime	10/10/2019		22	8	4	4	22.22%	18	2	4				T,M,VP,SC	0		
Exc Award (06/30/2024)			Active	28	0	12	-12	-30.00%	39	2	1			R	T,M,SC	0		
151651	Kathmandu Prosperity	07/28/2022		28	2	0	2	7.69%	26		2			N	M,SC	3		
Exc Award (06/30/2024)			Active	27	3	0	3	12.50%	24		5			N	M,VP,SC	1		\$100.03
144513	Kathmandu Rakta Data Samuha	12/29/2020		14	2	2	0	0.00%	14	3	10			N	M,VP,SC	10		
Exc Award (06/30/2024)			Active	38	9	8	1	2.70%	37	6	0			N	T,M,VP,SC	0		
125425	Kathmandu Ranjana	07/22/2015		105	18	0	18	20.69%	87		1			N		5		
Exc Award (06/30/2018, 06/30/2020, 06/30/2024)			Active(1)	57	0	9	-9	-13.64%	79	6	0			N	M,SC	6		\$3,002.33
106360	KATHMANDU SAMARPAN	08/21/2009		4	9	17	-8	-66.67%	12	2	3			N	S,T,M,SC	6		
Exc Award (06/30/2024)			Active	24	0	7	-7	-22.58%	31	2	2			N	M,SC	1		
147654	Kathmandu Samyak	07/29/2021		11	0	0	0	0.00%	19		11			R	M,SC	5		
Exc Award (06/30/2024)			Active	15	0	7	-7	-31.82%	22	1	6			N	T,M,SC	10		
145093	Kathmandu Satkarma	02/10/2021		15	4	0	4	36.36%	11		0			N	M,VP,SC	6		
Exc Award (06/30/2024)			Active	13	0	0	0	0.00%	14		1			N	T,M,VP,SC	2		\$100.03
144637	Kathmandu Shaligram	12/30/2020		15	0	0	0	0.00%	15		0				S,T,M,VP,SC	6		
Exc Award (06/30/2018)			Active	8	0	0	0	0.00%	8		14				S,T,M,VP,SC	14		
154030	Kathmandu Siddhartha Enlighten	05/02/2023		26	0	0	0	0.00%	26		4			N	SC	8		
Exc Award (06/30/2024)			Active														\$1,050.12	
144707	Kathmandu Siddhartha Gautam Buddha	12/31/2020																



# Club Health Assessment for District 325 I through May 2025

			Status	Membership							Reports					Finance		LCIF
Club Number	Club Name	Charter Date		Current Member Count	YTD Members Added	YTD Members Dropped	YTD Net Growth	YTD Net Growth%	Member Count 12 Months Ago	Avg. length of service for dropped members	Months Since Last MMR ***	Yrs. Since Last Officer Report	President Rotation	Vice President Reported ****	Months Since Last Activity Report ***	Account Balance	Donations for current Fiscal Year	
			Number of times on status quo within last two years	If below 15 members appears				If net loss is greater than 20% appears			If no report in 3 months appears in	When more than one year appears in	Number of repeat terms	Notes the officers that do not have an active	If no report at 12 months appears in red			
128437	Kathmandu Tarkeshwor	08/02/2016	Active	40	4	2	2	5.26%	38	4	1			N	T,M,VP,SC	2		
Exc Award (06/30/2020, 06/30/2024)																		
129922	Kathmandu Tarkeshwor Balaju	02/06/2017	Active	16	0	0	0	0.00%	16		6				S,T,M,VP,SC	6		
129491	Kathmandu Tarkeshwor Dharmasthali	12/02/2016	Active	29	12	3	9	45.00%	20	6	2			N	T,M,VP,SC	2	\$997.81	
142385	Kathmandu Tarkeshwor Planet	08/31/2020	Active	26	7	0	7	36.84%	19		3			N	M,VP,SC	0	\$500.06	
Exc Award (06/30/2024)																		
144763	Kathmandu Tarkeshwor Visit Chautari	12/31/2020	Cancelled(8*)	0	0	25	-25	-100.00%	25	4	6		None		P,S,T,M,VP SC	6	90+ Days	
140115	Kathmandu Temple Chhinnamasta	11/03/2019	Active(1)	4	0	0	0	0.00%	4		0		2		S,T,M,VP,SC	N/A		
132073	Kathmandu Temple Ganesh	07/03/2017	Active	31	2	12	-10	-24.39%	41	2	2			N	M,SC	1	\$1,500.22	
Exc Award (06/30/2022, 06/30/2024)																		
140539	Kathmandu Temple Ma Harati	12/31/2019	Active	23	1	4	-3	-11.54%	30	4	1			N	M,SC	2		
Exc Award (06/30/2024)																		
123427	Kathmandu Temple Peace Kavre	10/29/2014	Active(1)	14	0	0	0	0.00%	14		6				S,T,M,VP,SC	6		
147462	Kathmandu Temple Reiki	07/20/2021	Active	26	0	0	0	0.00%	28		9			N	M,SC	4		
146713	Kathmandu Tokha City	06/15/2021	Cancelled(8*)	0	0	18	-18	-100.00%	18	3	9	1	None		P,S,T,M,VP SC	16	90+ Days	
128468	Kathmandu Tri-City	08/04/2016	Active	24	12	1	11	84.62%	13	0	0			N	T,M,SC	5	\$1,100.90	
131280	Kathmandu Udan	06/14/2017	Active	32	2	2	0	0.00%	32	4	7			N	S,T,M	6		
128447	Kathmandu Urbar Bhumi	08/02/2016	Active(1)	11	0	0	0	0.00%	11		6		None		P,S,T,M,VP SC	17		
147713	Kathmandu Vishwa Niketan	08/18/2021	Active(1)	15	17	30	-13	-46.43%	28	3	0		2	R	M,VP,SC	6		
146239	Kathmandu Voice of Women	05/21/2021	Active	20	2	1	1	5.26%	25	3	6			N	M,VP,SC	0		
144954	Kathmandu Wonder Woman	01/22/2021	Active	38	2	0	2	5.56%	36		0			N	M,SC	0	\$1,000.11	
135687	Lamjung Beshishahar	08/28/2018	Active	20	0	0	0	0.00%	29		4				T,M,VP,SC	13		
139904	Lamjung Together We Can	09/26/2019	Active	33	0	0	0	0.00%	32		2			N	T,M,SC	9		
Exc Award (06/30/2024)																		
61735	LEKHNATH	03/29/1999	Active	39	5	0	5	14.71%	35		1			N	M,VP,SC	3	\$1,600.26	
Exc Award (06/30/2020, 06/30/2024)																		



# Club Health Assessment for District 325 I through May 2025

			Status	Membership							Reports					Finance		LCIF
Club Number	Club Name	Charter Date		Current Member Count	YTD Members Added	YTD Members Dropped	YTD Net Growth	YTD Net Growth%	Member Count 12 Months Ago	Avg. length of service for dropped members	Months Since Last MMR ***	Yrs. Since Last Officer Report	President Rotation	Vice President Reported ****	Months Since Last Activity Report ***	Account Balance	Donations for current Fiscal Year	
			Number of times on status quo within last two years	If below 15 members appears				If net loss is greater than 20% appears			If no report in 3 months appears in	When more than one year appears in	Number of repeat terms	Notes the officers that do not have an active	If no report at 12 months appears in red			
125120	Lekhnath 7 Lake City	06/19/2015	Active	14	3	0	3	27.27%	11		1			N	T,M,SC	0		\$1,001.18
139009	Lekhnath Metro City	11/11/2019	Active	16	1	1	0	0.00%	18	2	1			N	SC	1		
128627	Lekhnath Simsar	10/12/2016	Active	34	0	0	0	0.00%	33		11			N	SC	5		\$902.55
	Exc Award (06/30/2018)																	
139681	Lekhnath Town	11/11/2019	Status Quo(1)	9	0	0	0	0.00%	15		11			N	T,M,VP,SC	14	90+ Days	
122778	Myagdi Darbang	07/16/2014	Active(1)	27	27	27	0	0.00%	27	7	1		None		P,T,M,VP,SC	7		
109501	MYAGDI DOVAN	11/10/2010	Active	46	1	3	-2	-4.17%	48	9	1				T,M,VP,SC	0		
139011	Nuwakot Capital	10/01/2019	Active	13	0	0	0	0.00%	13		2			N	T,M,VP,SC	6		
136277	Parbat Bhumekot	10/09/2018	Active(1)	17	1	3	-2	-10.53%	19	2	5			N	T,M,VP,SC	14		
134856	Parbat Gupteshwor	05/28/2018	Active	38	1	0	1	2.70%	37		0			N	M,VP,SC	1		
	Exc Award (06/30/2024)																	
152209	Parbat Gupteshwor Modi	08/30/2022	Active(1)	12	0	6	-6	-33.33%	18	2	5				T,M,VP,SC	5		
124931	Pokhara Aadarsha	06/03/2015	Active	38	0	0	0	0.00%	38		6				T,M,VP,SC	21		
	Exc Award (06/30/2017)																	
130308	Pokhara Aadarsha Century	03/22/2017	Active	16	0	0	0	0.00%	16		6				T,M,VP,SC	6		\$100.17
151663	Pokhara Aarambha	08/31/2022	Cancelled(8*)	0	0	7	-7	-100.00%	7	2	2		None		P,S,T,M,VP SC	N/A	90+ Days	
144218	Pokhara Abhiyan	12/23/2020	Active	51	0	0	0	0.00%	51		0			N	SC	0		\$1,805.10
	Exc Award (06/30/2022, 06/30/2024)																	
125714	Pokhara Adarsha Chautari	09/01/2015	Active	43	3	0	3	7.50%	41		1			N	M,SC	0		\$200.06
	Exc Award (06/30/2024)																	
126064	Pokhara Amar Buddha	10/30/2015	Active	21	3	0	3	16.67%	23		5			N	T,M,SC	2		\$1,002.83
	Exc Award (06/30/2020)																	
127324	Pokhara Anjuli	04/21/2016	Active	33	1	0	1	3.13%	32		0			N	T,M,SC	3		\$2,818.60
	Exc Award (06/30/2020, 06/30/2022, 06/30/2024)																	
104000	POKHARA ARPAN	11/24/2008	Active	37	0	0	0	0.00%	37		6			N	T,M,VP,SC	17		
	Exc Award (06/30/2016)																	
139911	Pokhara Barahi Town	09/25/2019	Active	17	0	0	0	0.00%	20		6			R	T,M,VP,SC	4		\$902.55
	Exc Award (06/30/2024)																	





# Club Health Assessment for District 325 I through May 2025

			Status	Membership						Reports					Finance		LCIF
Club Number	Club Name	Charter Date		Current Member Count	YTD Members Added	YTD Members Dropped	YTD Net Growth	YTD Net Growth%	Member Count 12 Months Ago	Avg. length of service for dropped members	Months Since Last MMR ***	Yrs. Since Last Officer Report	President Rotation	Vice President Reported ****	Months Since Last Activity Report ***	Account Balance	Donations for current Fiscal Year
			Number of times on status quo within last two years	If below 15 members appears				If net loss is greater than 20% appears			If no report in 3 months appears in	When more than one year appears in	Number of repeat terms	Notes the officers that do not have an active	If no report at 12 months red		
147109	Pokhara Batika	08/30/2021	Active	8	0	0	0	0.00%	11		11	1	None	P,S,T,M,VP SC	N/A		
125436	POKHARA CIVIC	07/22/2015	Active	25	5	0	5	25.00%	20		0		N	SC	0		\$900.06
	Exc Award (06/30/2020)																
122820	Pokhara Dolphin	07/24/2014	Active	36	1	0	1	2.86%	35		10		N		0		\$902.55
	Exc Award (06/30/2017, 06/30/2018)																
144765	Pokhara Farak Abhiyan	12/31/2020	Active	25	8	0	8	47.06%	17		4		N	T,M,SC	6		\$2,000.04
151666	Pokhara Furnising	08/05/2022	Active	25	0	0	0	0.00%	24		8		N	T,M,VP,SC	9		\$900.01
	Exc Award (06/30/2024)																
118895	POKHARA GLOBAL LAKE CITY	03/08/2013	Active	31	0	0	0	0.00%	32		6		N	T	1		\$398.80
140339	Pokhara Goodwill	11/27/2019	Active	22	0	0	0	0.00%	23		0		N	M,SC	5		
	Exc Award (06/30/2020)																
151643	Pokhara Grihalaxmi	08/29/2022	Active	21	2	0	2	10.53%	20		5		N	SC	0		\$100.00
128471	Pokhara Heritage	08/04/2016	Active	19	3	1	2	11.76%	19	1	1		R	M	1		
151727	Pokhara Janani	07/27/2022	Active	26	4	0	4	18.18%	22		2		N	T,M,SC	0		\$902.55
135168	Pokhara Myagdi	06/20/2018	Active	24	1	0	1	4.35%	23		3		N	S,M,SC	15		
140610	Pokhara New Vision	12/31/2019	Active	18	0	0	0	0.00%	17		11		N	P,M	14		\$100.24
118323	POKHARA PEACE CITY	11/28/2012	Active	27	1	0	1	3.85%	26		0			P,M,VP,SC	10		
132118	Pokhara Peace Paradise	07/03/2017	Active	21	3	0	3	16.67%	19		4		N	M,VP,SC	4		
121086	Pokhara Peace Town	01/08/2014	Active	16	0	0	0	0.00%	18		6		N	T,M,SC	16		\$100.03
	Exc Award (06/30/2019)																
142171	Pokhara Penguin	09/23/2020	Active	23	1	0	1	4.55%	22		5		N	M,SC	10		\$100.01
	Exc Award (06/30/2024)																
140587	Pokhara Pipal Chautari	12/31/2019	Active	28	0	0	0	0.00%	28		0		R	M,SC	8		
	Exc Award (06/30/2024)																
144579	Pokhara Rising Sun	12/28/2020	Active	19	1	0	1	5.56%	19		0		N	M	5		
143583	Pokhara Sadhana	11/23/2020	Active	16	3	2	1	6.67%	19	3	0		N	T,M,SC	6		\$998.48
	Exc Award (06/30/2023)																



## Club Health Assessment for District 325 I through May 2025

INTERNATIONAL

			Status	Membership						Reports					Finance	LCIF	
Club Number	Club Name	Charter Date		Current Member Count	YTD Members Added	YTD Members Dropped	YTD Net Growth	YTD Net Growth%	Member Count 12 Months Ago	Avg. length of service for dropped members	Months Since Last MMR ***	Yrs. Since Last Officer Report	President Rotation	Vice President Reported ****	Months Since Last Activity Report ***	Account Balance	Donations for current Fiscal Year
			Number of times on status quo within last two years	If below 15 members appears				If net loss is greater than 20% appears			If no report in 3 months appears in	When more than one year appears in	Number of repeat terms	Notes the officers that do not have an active	If no report at 12 months appears in red		
151728	Pokhara Samarpit	07/29/2022	Active	27	1	0	1	3.85%	26		0			N	P,T,M,SC	0	\$900.31
151726	Pokhara Star Glory	10/14/2022	Active	13	0	0	0	0.00%	13		10			N	T,M,SC	10	
	Exc Award (06/30/2024)																
102513	POKHARA TALBARAHI	06/19/2008	Active	15	1	0	1	7.14%	18		0			R		8	
142316	Pokhara Union Town	08/13/2020	Cancelled(8*)	0	0	7	-7	-100.00%	7	4	1		None		P,S,T,M,VP SC	6	
135739	Pokhara Working Together	07/23/2018	Active	18	0	0	0	0.00%	16		11			N		5	
134920	Rasuwa Langtang	05/30/2018	Active(1)	8	0	7	-7	-46.67%	15	3	2		2	N	S,M,SC	6	
128453	Tarkeshwor Panchmane	08/02/2016	Active	13	0	10	-10	-43.48%	23	4	5				T,M,VP,SC	7	


Clubs Cancelled Previous Fiscal Year – Clubs Cancelled within last 12 months may be reinstated

Club Number	Club Name	Charter Date	Current Status*	Cancellation Date
133405	Kathmandu Bankers	12/18/2017	Cancelled(8*)	12/29/2023
138884	Kathmandu Everest Dxners	09/10/2019	Cancelled(8*)	08/29/2023
138813	Kathmandu Management Tycoon	07/24/2019	Cancelled(6*)	07/29/2023
144766	Kathmandu Yogamber	12/31/2020	Cancelled(8*)	02/29/2024
144709	Lamjung Global City	12/30/2020	Cancelled(8*)	05/29/2024
151662	Parbat Abhiyan	08/31/2022	Cancelled(8*)	08/29/2023
151664	Pokhara Deurali	08/25/2022	Cancelled(8*)	06/29/2024
140515	Pokhara Kaligandaki	12/18/2019	Cancelled(8*)	05/29/2024

Current Total Clubs Count	YTD New Clubs Count	YTD Cancelled Clubs Count	YTD Net Club Gain	Current Total Members Count	YTD Add	YTD Drop	YTD Net Growth	YTD Net Growth %	Member Count 12 Months Ago	Average Member Count Per Club	% of Clubs with less than 20 members	% No MMR in 3 Months	% No Officer Report in 12 Months	% of Clubs with balance 90+ days	Number of Clubs in Status Quo	% Status Quo Clubs in Financial Suspension	Number of Cancelled Clubs	Average Cancelled Club Age	Members Lost Due to Cancellation	% of Clubs Cancelled for Non-Financial Reasons
245	63	11	52	5,213	1,691	769	922	21.49%	4,249	21	33%	53%	0%	3%	4	100%	11	4	198	-64%



# Club Health Assessment for District 325 I through May 2025

			Status	Membership							Reports					Finance	LCIF
Club Number	Club Name	Charter Date		Current Member Count	YTD Members Added	YTD Members Dropped	YTD Net Growth	YTD Net Growth%	Member Count 12 Months Ago	Avg. length of service for dropped members	Months Since Last MMR ***	Yrs. Since Last Officer Report	President Rotation	Vice President Reported ****	Months Since Last Activity Report ***	Account Balance	Donations for current Fiscal Year
			Number of times on status quo within last two years	If below 15 members appears				If net loss is greater than 20% appears			If no report in 3 months appears in	When more than one year appears in	Number of repeat terms	Notes the officers that do not have an active	If no report at 12 months appears in red		

\* - P - Priority Club. Cancellation Reasons: 1-Objectives/conduct, 2-Non-active club, 5-Non-existing club, 6-Disbanding, 7-Merger, 8-Financial Suspension, 9-District/Multiple District Dues.

\*\* - Abbreviation: P-President, S-Secretary, T-Treasurer, M-Member Chairperson, VP-First Vice President, MC-Communications Chairperson, SC-Service Chairperson

\*\*\* - Abbreviation: N/R - Never reported using the Lions Clubs website, N/A - Not applicable, No password registered for the Lions Clubs website.

\*\*\*\* - Abbreviation: N - New, IP - Immediate Past, R - Repeat.



# Club Health Assessment for District 325 J through May 2025

			Status	Membership							Reports					Finance	LCIF
Club Number	Club Name	Charter Date		Current Member Count	YTD Members Added	YTD Members Dropped	YTD Net Growth	YTD Net Growth%	Member Count 12 Months Ago	Avg. length of service for dropped members	Months Since Last MMR ***	Yrs. Since Last Officer Report	President Rotation	Vice President Reported ****	Months Since Last Activity Report ***	Account Balance	Donations for current Fiscal Year
			Number of times on status quo within last two years	If below 15 members appears					If net loss is greater than 20% appears		If no report in 3 months appears in	When more than one year appears in	Number of repeat terms	Notes the officers that do not have appears in an active	If no report at 12 months red		
Clubs less than two years old																	
172620	Baglung Balewa	07/31/2024	Active	20	20	0	20	100.00%	0		10			N	SC	9	
172626	Baglung Bhagawati Sewa	07/18/2024	Active	5	20	15	5	100.00%	0	0	0				M,VP,SC	N/A	
155149	Baglung Bhairav	10/10/2023	Active(1)	24	0	0	0	0.00%	24		8			N	M,SC	13	
155150	Baglung Gaja Hill	09/29/2023	Active	20	2	0	2	11.11%	23		0		2	N	M,SC	6	
180148	Baglung Galkot	12/26/2024	Active	20	20	0	20	100.00%	0		3			N	T,M,VP,SC	3	
178140	Baglung Galkot Daramkhola	08/30/2024	Active	21	21	0	21	100.00%	0		0			N	SC	0	
155153	Baglung Galkot Ghumte	09/15/2023	Active	23	5	2	3	15.00%	23	1	5		2	N	T,M,SC	2	
157657	Baglung Galkot Parichaya	06/19/2024	Active	27	7	0	7	35.00%	0		0		2	R	M,SC	0	
155553	Baglung Galkot Valley	09/15/2023	Active	18	0	1	-1	-5.26%	21	1	0		2	N	S,M	1	
172509	Baglung Marigold	07/12/2024	Active	31	31	0	31	100.00%	0		2				T,M,VP,SC	4	
174599	Baglung Sharing Happiness	07/14/2024	Active	28	28	0	28	100.00%	0		5				M,VP,SC	2	
172503	Baglung Tiger Team	07/14/2024	Active	20	20	0	20	100.00%	0		0			N	M,SC	5	
175434	Bajrabarahi	07/17/2024	Active	2	20	18	2	100.00%	0	0	5				T,M,VP,SC	N/A	
175280	Godawari	07/13/2024	Active	20	20	0	20	100.00%	0		6				M,VP,SC	10	
171460	Gorkha Bajra Kalika	05/30/2024	Active	41	21	0	21	105.00%	20		8		2	R	M,SC	1	
155554	Gorkha Diamond	08/03/2023	Active	22	0	1	-1	-4.35%	26	1	2			N	M,SC	5	
177684	Gorkha The Old Capital	08/27/2024	Active	20	20	0	20	100.00%	0		9			N	SC	N/R	
155580	Kathmandu Auto Social Friends	02/14/2024	Active	19	5	6	-1	-5.00%	20	1	3				S,T,M,VP,SC	7	
178955	Kathmandu Capital Market	09/30/2024	Active	20	20	0	20	100.00%	0		8			N	T,M,VP,SC	N/R	90+ Days
174597	Kathmandu Chartered Accountant	07/18/2024	Active	20	20	0	20	100.00%	0		9				T,M,VP,SC	0	
174591	Kathmandu Devotion	07/18/2024	Active	20	20	0	20	100.00%	0		5			N	M,SC	9	90+ Days
155155	Kathmandu Dipsewa	07/28/2023	Active	27	6	0	6	28.57%	21		6		2		S,M,VP,SC	N/R	
155298	Kathmandu Global Youth	07/19/2023	Active	29	0	0	0	0.00%	29		9			R	S,T,M,VP,SC	7	\$1,806.79
179328	Kathmandu Innovative	10/28/2024	Active	20	20	0	20	100.00%	0		1			N	T,M,SC	N/A	



# Club Health Assessment for District 325 J through May 2025

			Status	Membership							Reports					Finance	LCIF	
Club Number	Club Name	Charter Date		Current Member Count	YTD Members Added	YTD Members Dropped	YTD Net Growth	YTD Net Growth%	Member Count 12 Months Ago	Avg. length of service for dropped members	Months Since Last MMR ***	Yrs. Since Last Officer Report	President Rotation	Vice President Reported ****	Months Since Last Activity Report ***	Account Balance	Donations for current Fiscal Year	
			Number of times on status quo within last two years	If below 15 members appears					If net loss is greater than 20% appears			If no report in 3 months appears in	When more than one year appears in	Number of repeat terms	Notes the officers that do not have appears in an active	If no report at 12 months red		
155407	Kathmandu Jawalakhel Friends	07/25/2023	Active	23	0	2	-2	-8.00%	25	2	1			R	VP,SC	6	90+ Days	\$904.24
172586	Kathmandu Manaslu	07/17/2024	Active	16	16	0	16	100.00%	0	10				N	S,T,M,VP,SC	N/R		
155501	Kathmandu New Heritage	08/08/2023	Status Quo(1)	1	0	19	-19	-95.00%	21	2	2		2		S,T,M,VP,SC	11		
155185	Kathmandu Nirika	08/18/2023	Active(1)	20	20	0	20	100.00%	20	9			R	T,M,VP,SC	3			
174590	Kathmandu North Pole	07/12/2024	Active	23	26	3	23	100.00%	0	0	8				T,M,VP,SC	8		
155156	Kathmandu Purbi Upatyaka	11/02/2023	Active	19	0	1	-1	-5.00%	20	0	3				T,M,VP,SC	N/A		
174592	Kathmandu Saino	08/01/2024	Active	20	20	0	20	100.00%	0		9		N	S,M,SC	N/R			
174489	Kathmandu Scholars	07/09/2024	Active	10	20	10	10	100.00%	0	2	0				M,VP,SC	8		
174588	Kathmandu Shubhakamana	07/17/2024	Active	20	20	0	20	100.00%	0		6			N	SC	9		
174589	Kathmandu Social Service	07/12/2024	Active	20	20	0	20	100.00%	0		0				T,M,VP,SC	10		
172593	Kathmandu Triratna	07/17/2024	Active	20	20	0	20	100.00%	0		10			N	T,SC	9		
155538	Kathmandu United Center	08/03/2023	Active	34	6	4	2	6.25%	30	8	2			N	M,SC	0		
179605	Kathmandu United Service	11/18/2024	Active	21	21	0	21	100.00%	0		1			N	M,SC	N/A		
174523	Kathmandu United Stars	07/12/2024	Active	20	20	0	20	100.00%	0		5				M,VP,SC	8		
157683	Kathmandu United Youth	03/15/2024	Active	20	0	0	0	0.00%	20		6		2		T,M,VP,SC	N/R		
175283	Kathmandu Universal Friends	07/14/2024	Active	15	20	5	15	100.00%	0	0	0				M,VP,SC	8		
155691	Kathmandu Universal Kastamandav	11/02/2023	Active	20	0	2	-2	-9.09%	23	1	0			R		7		
155623	Lalitpur Unified Nation	08/09/2023	Active(1)	21	1	1	0	0.00%	22	1	2			N	M,VP,SC	5		
177030	Parbat Kalanjar	08/09/2024	Active	20	20	0	20	100.00%	0		9			N	M,VP,SC	N/A		
180200	Pokhara GBP	12/30/2024	Active	20	20	0	20	100.00%	0		0				T,M,VP,SC	N/R		
172646	Pokhara Mardi Range	07/17/2024	Active	16	16	0	16	100.00%	0		10			N		N/A		
180188	Pokhara Peace Samridi	12/27/2024	Active	20	20	0	20	100.00%	0		3			N	VP,SC	N/R		
178910	Pokhara Swapna Valley	09/26/2024	Active	20	20	0	20	100.00%	0		8			N	T,M,SC	N/R		
181168	Pokhara Visit Seven	02/27/2025	Active	20	20	0	20	100.00%	0		3			N	T,SC	N/R		
Clubs more than two years old																		



# Club Health Assessment for District 325 J through May 2025

			Status	Membership							Reports					Finance		LCIF
Club Number	Club Name	Charter Date		Current Member Count	YTD Members Added	YTD Members Dropped	YTD Net Growth	YTD Net Growth%	Member Count 12 Months Ago	Avg. length of service for dropped members	Months Since Last MMR ***	Yrs. Since Last Officer Report	President Rotation	Vice President Reported ****	Months Since Last Activity Report ***	Account Balance	Donations for current Fiscal Year	
			Number of times on status quo within last two years	If below 15 members appears				If net loss is greater than 20% appears			If no report in 3 months appears in	When more than one year appears in	Number of repeat terms	Notes the officers that do not have an active	If no report at 12 months red			
130603	Baglung Galkot City	04/20/2017	Active(1)	25	1	0	1	4.17%	26		0			N	M,SC	0		
152213	Baglung Gauridham	08/30/2022	Active	21	7	5	2	10.53%	20	2	1			N	T,M,SC	1		
152239	Baglung Golden Bridge	08/18/2022	Active	24	3	0	3	14.29%	21		1		None		P,M,VP,SC	6		
141995	Baglung Jaimini	07/06/2020	Active	10	0	0	0	0.00%	10		5				S,T,M,VP,SC	18		
109458	BAGLUNG KALIKA	11/01/2010	Active	39	1	2	-1	-2.50%	43	3	8			N	T,M,VP,SC	6		
152212	Baglung Kathekhola	08/30/2022	Active(1)	22	17	23	-6	-21.43%	28	2	4				S,M,VP,SC	4		
135721	Baglung Panchakot	09/12/2018	Active	20	3	3	0	0.00%	24	2	0			N	VP	10		
135726	Baglung Peace Town	09/17/2018	Active	24	10	2	8	50.00%	16	0	6			N	M,VP,SC	4		
152215	Baglung Rose Village	08/29/2022	Cancelled(8*)	0	0	21	-21	-100.00%	21	2	5		None		P,S,T,M,VP SC	22	90+ Days	
148006	Bhimad Sumiran	08/25/2021	Status Quo(1)	19	0	0	0	0.00%	19		23	1	None		P,S,T,M,VP SC	19	90+ Days	
43568	GORKHA	02/20/1984	Active	39	0	0	0	0.00%	39		2			N		0		
121336	Gorkha Arughat	02/10/2014	Active	37	5	0	5	15.63%	32		8			N	M,VP,SC	8		
130560	Gorkha Kalika	03/27/2017	Active	32	2	0	2	6.67%	30		1			N	P,S,M,VP,SC	0		
146098	Gorkha Taranagar	05/04/2021	Active	31	0	1	-1	-3.13%	38	3	1				VP	10		
152240	Kathmandu Abbal Valley	08/30/2022	Active(1)	8	0	4	-4	-33.33%	14	4	10		2	N	SC	20		
150428	Kathmandu Agrani	04/14/2022	Active	20	2	4	-2	-9.09%	22	2	0			N	T,M,SC	8		
151010	Kathmandu Automobiles	06/01/2022	Active(1)	21	21	21	0	0.00%	21	3	3		2	R	S,T,M,VP,SC	N/R	90+ Days	
66768	KATHMANDU BALAJU HEIGHT	10/31/2002	Active	36	2	1	1	2.86%	36	3	1			R	M,VP,SC	2		
	Exc Award (06/30/2017)																	
103361	KATHMANDU BANASTHALI	07/28/2008	Active	38	17	7	10	35.71%	28	5	2			N	M	1		
130707	Kathmandu Budhi Gandaki	04/17/2017	Active	41	1	10	-9	-18.00%	50	9	0			N	SC	0		
153221	Kathmandu Circle	12/22/2022	Active	22	1	0	1	4.76%	21		1				T,M,VP,SC	N/R		
140277	Kathmandu Dreamland	11/22/2019	Active	21	2	4	-2	-8.70%	23	3	2			N		4		
147199	Kathmandu Durbar	08/02/2021	Active	19	1	2	-1	-5.00%	20	4	2			N		5		
140290	Kathmandu Dynamic Star	12/31/2019	Active	22	2	0	2	10.00%	20		2				T,M,VP,SC	2	\$904.24	



# Club Health Assessment for District 325 J through May 2025

			Status	Membership							Reports					Finance	LCIF
Club Number	Club Name	Charter Date		Current Member Count	YTD Members Added	YTD Members Dropped	YTD Net Growth	YTD Net Growth%	Member Count 12 Months Ago	Avg. length of service for dropped members	Months Since Last MMR ***	Yrs. Since Last Officer Report	President Rotation	Vice President Reported ****	Months Since Last Activity Report ***	Account Balance	Donations for current Fiscal Year
			Number of times on status quo within last two years	If below 15 members appears				If net loss is greater than 20% appears			If no report in 3 months appears in	When more than one year appears in	Number of repeat terms	Notes the officers that do not have an active	If no report at 12 months red		
120158	Kathmandu Elite Lazimpat Chautari Exc Award (06/30/2017)	08/15/2013	Active(2)	20	0	0	0	0.00%	20		17			S,M,VP,SC	24+	90+ Days	
147452	Kathmandu Family	07/20/2021	Active(2)	5	0	10	-10	-66.67%	15	2	0			T,M,VP,SC	2	90+ Days	
101155	KATHMANDU JAMACHO	02/07/2008	Active	20	5	3	2	11.11%	18	2	2		N	T	8		
128626	Kathmandu Lotus RC	08/24/2016	Active(2)	20	0	0	0	0.00%	21		3		2	R	20		
106457	KATHMANDU MAKHAMALI	08/28/2009	Active	38	13	0	13	52.00%	31		4		N	T,M,SC	0		
99318	KATHMANDU MARIGOLD	05/11/2007	Active	21	4	0	4	23.53%	22		0			T,M,VP,SC	15		
120498	Kathmandu Milan	10/09/2013	Active	39	1	0	1	2.63%	38		1		N	S,M,VP,SC	9		
120815	Kathmandu Mount Dhaulagiri	11/27/2013	Active	30	7	0	7	30.43%	23		2		N	P,T,VP	1		
128934	Kathmandu Mount Sagarmatha	10/06/2016	Active	15	3	1	2	15.38%	13	7	5		2	S,T,M,VP,SC	7		
100367	KATHMANDU NAGARJUN	10/11/2007	Active	34	1	0	1	3.03%	33		1		N		4		\$1,081.89
125674	Kathmandu Navodit	09/21/2015	Active	20	0	0	0	0.00%	20		20	1	None	P,S,T,M,VP SC	19		
138618	Kathmandu Nirwan	06/24/2019	Active	20	4	0	4	25.00%	16		9			T,M,VP,SC	9		
129391	Kathmandu Oasis	11/30/2016	Active(1)	14	0	7	-7	-33.33%	21	4	5			T,M,VP,SC	24+	90+ Days	
147426	Kathmandu Sadabahar	07/29/2021	Active	13	0	1	-1	-7.14%	14	2	0		2	R	M,VP,SC	16	
111191	KATHMANDU SAHAYATRI	06/14/2011	Active	20	1	2	-1	-4.76%	21	2	0		N	M,SC	15		
135785	Kathmandu Shreekrishna Pranami	10/25/2018	Active(1)	23	6	5	1	4.55%	22	1	1		N	T,M,VP,SC	9		
150400	Kathmandu Success	06/14/2022	Active	27	5	0	5	22.73%	22		6		N	M,SC	9		\$1,004.24
140292	Kathmandu Taekwondo Nepal	12/18/2019	Active(1)	9	0	6	-6	-40.00%	15	2	5		5	R	S,M,SC	24+	
143238	Kathmandu Upakar	10/19/2020	Active	43	14	0	14	48.28%	30		1			R	S,T,M,VP,SC	15	
129516	Kathmandu Young Star	12/02/2016	Active	29	4	2	2	7.41%	34	1	1		N	M,SC	7		
152197	Kathmandu Yug Darpan	11/10/2022	Active	25	5	0	5	25.00%	21		3		N	T,M,SC	1		
61420	NUWAKOT TRISHULI	01/05/1999	Active(1)	27	8	0	8	42.11%	19		2		2	R	SC	9	
32984	POKHARA	11/10/1976	Active	36	4	0	4	12.50%	31		0		N	M,SC	0		
152195	Pokhara Aarambha Chautari	08/29/2022	Active(1)	17	5	3	2	13.33%	15	2	0		N	M,VP,SC	6		\$917.52





# Club Health Assessment for District 325 J through May 2025

			Status	Membership							Reports					Finance		LCIF
Club Number	Club Name	Charter Date		Current Member Count	YTD Members Added	YTD Members Dropped	YTD Net Growth	YTD Net Growth%	Member Count 12 Months Ago	Avg. length of service for dropped members	Months Since Last MMR ***	Yrs. Since Last Officer Report	President Rotation	Vice President Reported ****	Months Since Last Activity Report ***	Account Balance	Donations for current Fiscal Year	
			Number of times on status quo within last two years	If below 15 members appears	If net loss is greater than 20% appears					If no report in 3 months appears in	When more than one year appears in	Number of repeat terms	Notes the officers that do not have an active	If no report at 12 months appears in red				
48044	POKHARA ANNAPURNA	01/06/1988	Active	42	1	1	0	0.00%	42	22	2			N	M,VP	0		
Exc Award (06/30/2018, 06/30/2019)																		
152408	Pokhara Annapurna Nice	08/31/2022	Active	26	2	0	2	8.33%	24		0			N	T,M,SC	0		
126012	Pokhara Beauty City	10/23/2015	Active	35	0	7	-7	-16.67%	42	8	1			N	T,M,SC	6		
Exc Award (06/30/2023)																		
152176	Pokhara Brindaban	08/31/2022	Active	23	0	1	-1	-4.17%	24	3	0			N	M,VP	6		
131434	Pokhara Centennial	06/16/2017	Active	27	0	0	0	0.00%	28		11			N	T,M	9		
61064	POKHARA CHAUTARI	07/31/1998	Active	39	5	5	0	0.00%	39	13	5			N	T,M,SC	2	\$1,005.18	
Exc Award (06/30/2020)																		
128640	Pokhara Darshan	08/24/2016	Active	26	0	1	-1	-3.70%	27	8	1			N	T,M,SC	2		
Exc Award (06/30/2020)																		
128448	Pokhara Fewa Begnash Chautari	08/02/2016	Active	16	0	0	0	0.00%	16		12			N	T,M	9		
126249	Pokhara Fewa Fulbari	12/04/2015	Active	21	1	1	0	0.00%	21	1	0			N	VP	8		
47957	POKHARA GANDAKI	12/11/1987	Active	36	0	0	0	0.00%	38		1		None	N	P	0	\$2,810.06	
Exc Award (06/30/2019, 06/30/2020)																		
152196	Pokhara Gandaki Youth	08/11/2022	Active	20	6	1	5	33.33%	19	0	0			N	M,SC	0		
152211	Pokhara Green	08/25/2022	Active	21	1	1	0	0.00%	21	2	0			R	M,SC	0		
104080	POKHARA HEMJA	01/07/2009	Active	20	1	0	1	5.26%	19		8		2	R	T	7		
Exc Award (06/30/2022)																		
144609	Pokhara Lekhnath	12/29/2020	Active(1)	16	1	5	-4	-20.00%	20	4	0		None		P,T,M,VP,SC	10		
147081	Pokhara Mardi Himal	08/18/2021	Active	25	4	1	3	13.64%	22	0	5			N	M	6	\$903.30	
152199	Pokhara Mount Peak	08/31/2022	Active	8	1	0	1	14.29%	10		0		2	N	M	7		
117683	POKHARA NEWROAD CHAUTARI	08/21/2012	Active	20	0	5	-5	-20.00%	25	12	1			N	T,M,SC	1		
135635	Pokhara North	07/18/2018	Active(2)	16	0	4	-4	-20.00%	20	6	2				T,M,VP,SC	24+	90+ Days	
111084	POKHARA PANCHASE CHAUTARI	05/20/2011	Active	18	1	5	-4	-18.18%	22	4	10			R	S,M,VP,SC	6	90+ Days	
123689	Pokhara Peace Society	12/22/2014	Active	34	17	4	13	61.90%	24	0	0			N	M,SC	1	\$901.80	



# Club Health Assessment for District 325 J through May 2025

			Status	Membership							Reports					Finance		LCIF
Club Number	Club Name	Charter Date		Current Member Count	YTD Members Added	YTD Members Dropped	YTD Net Growth	YTD Net Growth%	Member Count 12 Months Ago	Avg. length of service for dropped members	Months Since Last MMR ***	Yrs. Since Last Officer Report	President Rotation	Vice President Reported ****	Months Since Last Activity Report ***	Account Balance	Donations for current Fiscal Year	
			Number of times on status quo within last two years	If below 15 members appears				If net loss is greater than 20% appears			If no report in 3 months appears in	When more than one year appears in	Number of repeat terms	Notes the officers that do not have an active	If no report at 12 months appears in red			
Exc Award (06/30/2017)																		
121072	Pokhara Peace Valley	01/08/2014	Active(1)	20	3	0	3	17.65%	20		10			N	1		\$50.00	
136773	Pokhara Pushpanjali	12/26/2018	Active	19	0	0	0	0.00%	19		14			N	T,M,VP,SC	9		
152567	Pokhara Sahayatri	09/05/2022	Active	16	6	6	0	0.00%	16	3	1			N	M,SC	0		
88727	POKHARA SAMARPAN	07/01/2005	Active	43	1	0	1	2.38%	42		1			N		0	\$900.01	
Exc Award (06/30/2016, 06/30/2017, 06/30/20)																		
152229	Pokhara Samipya	08/19/2022	Active	26	0	1	-1	-3.70%	27	2	5			N	S,M,SC	9		
135636	Pokhara Sarangkot	07/16/2018	Active(2)	14	0	0	0	0.00%	14		15				P,T,M,VP,SC	19	90+ Days	
147082	Pokhara Seti Dovan	08/30/2021	Active	18	0	3	-3	-14.29%	21	3	8			N	T,M	6		
85962	POKHARA SETI GANDAKI	03/22/2005	Active	34	1	0	1	3.03%	33		2			N	T,M,SC	0	\$2,800.06	
Exc Award (06/30/2016, 06/30/2017)																		
147083	Pokhara Seti Ganga	08/30/2021	Active	20	3	4	-1	-4.76%	21	3	0		2	N	T,M,SC	2		
152630	Pokhara Sheetal Chautari	12/12/2022	Active	16	0	0	0	0.00%	16		16			N	T	8		
135633	Pokhara Simal Chautari	08/28/2018	Active	21	1	0	1	5.00%	20		10			N	P,T,M,SC	10	\$1,000.02	
117693	POKHARA SRIJANA CHAUTARI	08/24/2012	Active	38	1	0	1	2.70%	37		0			N	P,M,VP,SC	7	\$1,040.85	
Exc Award (06/30/2017, 06/30/2019)																		
125675	Pokhara Stock	09/01/2015	Active	31	8	8	0	0.00%	31	8	0			N	M	3		
Exc Award (06/30/2019, 06/30/2023)																		
152990	Pokhara Sundar Chautari	11/28/2022	Active	20	6	3	3	17.65%	17	2	5			N	S,M,SC	1		
125437	Pokhara Tourism City	07/24/2015	Active	23	3	0	3	15.00%	20		4			N	M,SC	24+		
117685	POKHARA UNITED CHAUTARI	08/22/2012	Active	34	3	0	3	9.68%	31		2			N	SC	3		
142317	Pokhara Unnati Chautari	08/06/2020	Active	27	0	0	0	0.00%	27		3				T,M,VP,SC	15		
139550	Pokhara Visit	09/10/2019	Cancelled(8*)	0	0	14	-14	-100.00%	14	5	3		None		P,S,T,M,VP SC	24+	90+ Days	

Clubs Cancelled Previous Fiscal Year – Clubs Cancelled within last 12 months may be reinstated

Club Number	Club Name	Charter Date	Current Status*	Cancellation Date
-------------	-----------	--------------	-----------------	-------------------



## Club Health Assessment for District 325 J through May 2025

INTERNATIONAL

Club Number	Club Name	Charter Date	Status	Membership								Reports					Finance		LCIF	
				Current Member Count	YTD Members Added	YTD Members Dropped	YTD Net Growth	YTD Net Growth%	Member Count 12 Months Ago	Avg. length of service for dropped members	Months Since Last MMR ***	Yrs. Since Last Officer Report	President Rotation	Vice President Reported ****	Months Since Last Activity Report ***	Account Balance	Donations for current Fiscal Year			
			Number of times on status quo within last two years	If below 15 members appears				If net loss is greater than 20% appears			If no report in 3 months appears	When more than one year appears	Number of repeat terms	Notes the officers that do not have an active	If no report at 12 months appears in red					
155180	Kathmandu New Innovative	08/18/2023	Cancelled(8*)	06/29/2024																
151217	Kathmandu Peaceful	06/16/2022	Cancelled(8*)	12/29/2023																
125975	Kathmandu T Shimbhunath	11/13/2015	Cancelled(8*)	12/29/2023																
152174	Pokhara Empathy	08/31/2022	Cancelled(8*)	01/29/2024																
147115	Pokhara Seti Aayam	08/27/2021	Cancelled(8*)	12/29/2023																
147111	Pokhara Seto Gurans	08/30/2021	Cancelled(8*)	06/29/2024																
136161	Pokhara Ujjyalo Chautari	12/21/2018	Cancelled(8*)	12/29/2023																
Current Total Clubs Count	YTD New Clubs Count	YTD Cancelled Clubs Count	YTD Net Club Gain	Current Total Members Count	YTD Add	YTD Drop	YTD Net Growth	YTD Net Growth %	Member Count 12 Months Ago	Average Member Count Per Club	% of Clubs with less than 20 members	% No MMR in 3 Months	% No Officer Report in 12 Months	% of Clubs with balance 90+ days	Number of Clubs in Status Quo	% Status Quo Clubs in Financial Suspension	Number of Cancelled Clubs	Average Cancelled Club Age	Members Lost Due to Cancellation	% of Clubs Cancelled for Non-Financial Reasons
132	30	2	28	3,041	957	321	636	26.44%	2,474	23	23%	48%	2%	10%	2	100%	2	15	35	-350%

\* - P - Priority Club. Cancellation Reasons: 1-Objectives/conduct, 2-Non-active club, 5-Non-existing club, 6-Disbanding, 7-Merger, 8-Financial Suspension, 9-District/Multiple District Dues.

\*\* - Abbreviation: P-President, S-Secretary, T-Treasurer, M-Member Chairperson, VP-First Vice President, MC-Communications Chairperson, SC-Service Chairperson

\*\*\* - Abbreviation: N/R - Never reported using the Lions Clubs website, N/A - Not applicable, No password registered for the Lions Clubs website.

\*\*\*\* - Abbreviation: N - New, IP - Immediate Past, R - Repeat.



# Club Health Assessment for District 325 K through May 2025

			Status	Membership						Reports					Finance	LCIF	
Club Number	Club Name	Charter Date		Current Member Count	YTD Members Added	YTD Members Dropped	YTD Net Growth	YTD Net Growth%	Member Count 12 Months Ago	Avg. length of service for dropped members	Months Since Last MMR ***	Yrs. Since Last Officer Report	President Rotation	Vice President Reported ****	Months Since Last Activity Report ***	Account Balance	Donations for current Fiscal Year
			Number of times on status quo within last two years	If below 15 members appears					If net loss is greater than 20% appears		If no report in 3 months appears in	When more than one year appears in	Number of repeat terms	Notes the officers that do not have an active	If no report at 12 months red		
Clubs less than two years old																	
155912	Baglung Professional	09/13/2023	Active	20	0	0	0	0.00%	20		13			N	VP	N/R	
180684	Burtibang Baglung	02/04/2025	Active	20	20	0	20	100.00%	0		3			N		N/A	
155032	Kathmandu Aagan	08/29/2023	Active	23	1	0	1	4.55%	22		8			N	S,T,M,SC	1	
156750	Kathmandu Aayudh	12/12/2023	Active	20	0	0	0	0.00%	20		11		2		S,T,M,VP,SC	2	
154415	Kathmandu Bajrabarahi	06/16/2023	Status Quo(1)	19	1	0	1	5.56%	21		9			N	S,T,M,SC	2	90+ Days
175464	Kathmandu Divya Jyoti	07/17/2024	Active	21	21	0	21	100.00%	0		2			N	M,SC	N/A	90+ Days
157048	Kathmandu Dynamic Server	01/05/2024	Active(1)	27	0	0	0	0.00%	27		12		2		M,VP,SC	1	\$2,001.08
Exc Award (06/30/2024)																	
181424	Kathmandu Fishtail Star	03/18/2025	Newly Chartered	20	20	0	20	100.00%	0		2			N	M,SC	N/R	
155215	Kathmandu Gaurav Prime	09/25/2023	Active(1)	11	14	13	1	10.00%	21	1	6		2	N	M,VP,SC	N/R	
179021	Kathmandu Helping Soul	09/30/2024	Active	22	22	0	22	100.00%	0		5			N	T,M,SC	N/R	
155079	Kathmandu Heritage Basundhara	08/21/2023	Cancelled(8*)	0	5	27	-22	-100.00%	21	1	4		None		P,S,T,M,VP SC	8	90+ Days
178529	Kathmandu Himalayan Vision	09/13/2024	Active	21	21	0	21	100.00%	0		0			N		N/R	\$1,000.02
179284	Kathmandu Mayuri	03/17/2025	Newly Chartered	20	20	0	20	100.00%	0		2			N	S,M,SC	N/R	
155141	Kathmandu New Shree Machhapokhari	09/30/2023	Active	24	14	0	14	140.00%	22		0			N	T,M,VP,SC	2	\$900.06
157922	Kathmandu Pathibhara	04/02/2024	Status Quo(1)	20	0	0	0	0.00%	20		3		None		P,S,T,M,VP SC	N/R	90+ Days
155084	Kathmandu Praise	08/14/2023	Active	26	6	1	5	23.81%	20	1	9		2	N	M,SC	9	\$900.06
155113	Kathmandu Radhakrishna Nagarjun	09/06/2023	Active	23	6	7	-1	-4.17%	24	2	0			N	M,SC	1	\$100.02
Exc Award (06/30/2024)																	
175017	Kathmandu Rainbow Circle	07/18/2024	Active	20	20	0	20	100.00%	0		0			N	M,SC	N/A	
157775	Kathmandu Rainbow Galaxy	03/22/2024	Active	22	0	0	0	0.00%	22		14		None		P,S,T,M,VP SC	N/R	\$900.31
155221	Kathmandu Rainbow Peace	08/03/2023	Active	24	2	6	-4	-14.29%	28	1	4		2		M,VP,SC	1	
Exc Award (06/30/2024)																	



# Club Health Assessment for District 325 K through May 2025

			Status	Membership							Reports					Finance		LCIF
Club Number	Club Name	Charter Date		Current Member Count	YTD Members Added	YTD Members Dropped	YTD Net Growth	YTD Net Growth%	Member Count 12 Months Ago	Avg. length of service for dropped members	Months Since Last MMR ***	Yrs. Since Last Officer Report	President Rotation	Vice President Reported ****	Months Since Last Activity Report ***	Account Balance	Donations for current Fiscal Year	
			Number of times on status quo within last two years	If below 15 members appears				If net loss is greater than 20% appears			If no report in 3 months appears in	When more than one year appears in	Number of repeat terms	Notes the officers that do not have an active	If no report at 12 months red			
155192	Kathmandu Rainbow Samaj Exc Award (06/30/2024)	08/04/2023	Active	16	0	3	-3	-15.79%	20	1	5		2	R	T,M,SC	18		
157923	Kathmandu Rise and Shine Peace	06/07/2024	Active	20	0	0	0	0.00%	0		14		None		P,S,T,M,VP SC	N/R		
155224	Kathmandu Sacred Valley	08/23/2023	Active	17	3	3	0	0.00%	25	1	0		3	R	M,SC	0		
155223	Kathmandu Sadiksha Group	08/04/2023	Active	14	0	7	-7	-33.33%	21	1	5			R	M,SC	5		
155044	Kathmandu Satvik Barahi Exc Award (06/30/2024)	08/16/2023	Active	27	6	0	6	28.57%	21		0		2	R	T,SC	7	\$900.31	
172693	Kathmandu Shining Star	07/17/2024	Active	22	22	0	22	100.00%	0		0			N	M,SC	N/A		
172694	Kathmandu Smart Star	07/18/2024	Active	23	23	0	23	100.00%	0		10			N	M,SC	5		
172699	Kathmandu Survivor's Society	07/17/2024	Active	20	20	0	20	100.00%	0		10			N	M,VP,SC	N/A		
154759	Kathmandu Taalbarahi	06/16/2023	Active	4	0	0	0	0.00%	4		0				S,T,M,VP,SC	N/A		
155070	Kathmandu Temple Kalanki Maai	08/04/2023	Status Quo(1)	20	0	0	0	0.00%	20		21		2		T,M,VP,SC	N/A	90+ Days	
179027	Kathmandu Temple Pashupatinath	09/30/2024	Active	20	20	0	20	100.00%	0		8			N	T,M,VP,SC	N/A		
154744	Kathmandu Temple Triratna	06/20/2023	Cancelled(8*)	0	0	20	-20	-100.00%	20	2	5	1	None		P,S,T,M,VP SC	N/A	90+ Days	
172698	Kathmandu Urjashil Nuwakot	07/17/2024	Active	32	32	0	32	100.00%	0		3			N		1	\$899.20	
155247	Parbat Kaligandaki	09/18/2023	Active	13	5	15	-10	-43.48%	23	1	0		2	N	M,SC	14		
152684	Pokhara Everest Chautari	06/12/2023	Cancelled(8*)	0	0	20	-20	-100.00%	20	2	5	1	None		P,S,T,M,VP SC	21	90+ Days	
155251	Pokhara Kiran	09/04/2023	Active	21	0	0	0	0.00%	21		10			N		4	\$100.00	
155765	Pokhara Peace Zone	09/22/2023	Active(1)	12	13	21	-8	-40.00%	21	1	0		3		M,VP	10		
178740	Pokhara Sarathi	09/30/2024	Active	20	20	0	20	100.00%	0		8			N	M,SC	N/R		
Clubs more than two years old																		
128422	Baglung Exc Award (06/30/2017)	08/02/2016	Active	40	1	1	0	0.00%	40	2	1			N		9		
152085	Baglung Aawaj	08/09/2022	Active	22	0	0	0	0.00%	22		2			N	P,VP,SC	20		
151977	Baglung Bhagawati	08/09/2022	Active	14	0	1	-1	-6.67%	18	2	2			N	S,SC	14		



# Club Health Assessment for District 325 K through May 2025

			Status	Membership							Reports					Finance		LCIF
Club Number	Club Name	Charter Date		Current Member Count	YTD Members Added	YTD Members Dropped	YTD Net Growth	YTD Net Growth%	Member Count 12 Months Ago	Avg. length of service for dropped members	Months Since Last MMR ***	Yrs. Since Last Officer Report	President Rotation	Vice President Reported ****	Months Since Last Activity Report ***	Account Balance	Donations for current Fiscal Year	
			Number of times on status quo within last two years	If below 15 members appears				If net loss is greater than 20% appears			If no report in 3 months appears in	When more than one year appears in	Number of repeat terms	Notes the officers that do not have an active	If no report at 12 months red			
152071	Baglung Blue Sheep	07/29/2022	Active	17	0	0	0	0.00%	17		13			R M	4			
152513	Baglung Citizens	08/31/2022	Active	27	1	0	1	3.85%	26		1			N SC	16		\$100.00	
121900	Baglung City	04/24/2014	Active	43	6	0	6	16.22%	37		4			N	4		\$440.02	
Exc Award (06/30/2020, 06/30/2024)																		
135634	Baglung Kaligandaki	07/16/2018	Active	35	8	1	7	25.00%	33	0	5			N	10			
151605	Baglung Muktinath	07/28/2022	Active	25	0	0	0	0.00%	25		0			N	0			
147411	Baglung Union	08/04/2021	Active	26	4	5	-1	-3.70%	27	2	5			N	4			
115700	DHADING NILKHANTHA	12/19/2011	Active	20	3	1	2	11.11%	18	13	3			T,M,VP,SC	24+			
111193	DHADING PEACE KHANIKHOLA	06/14/2011	Active	34	6	0	6	21.43%	33		0			T,VP,SC	9		\$900.08	
128435	Dhading Salyantar	08/02/2016	Active(1)	22	0	0	0	0.00%	22		12			T,M,VP,SC	22			
58143	DHAULAGIRI BAGLUNG	04/15/1996	Active	32	0	0	0	0.00%	32		11			N	0			
142307	Dhorpatan Baglung	09/14/2020	Active	29	1	0	1	3.57%	28		2			N M	15			
151609	Kathmandu Aabaddha	07/27/2022	Active	25	7	3	4	19.05%	26	2	1			M,VP,SC	8		\$1,000.05	
Exc Award (06/30/2024)																		
152048	Kathmandu Aastha	08/25/2022	Active	23	9	0	9	64.29%	28		2			R T,M,VP,SC	10			
141986	Kathmandu Ashirwad	07/06/2020	Active	35	5	6	-1	-2.78%	36	3	0			N M,SC	14		\$900.06	
Exc Award (06/30/2021, 06/30/2024)																		
152049	Kathmandu Ashutosh	08/31/2022	Active	40	8	0	8	25.00%	36		2			T,M,VP,SC	17			
129731	Kathmandu Bharosa	01/04/2017	Active(1)	1	1	1	0	0.00%	7	4	0		None	P,S,T,M,VP SC	16			
110547	KATHMANDU BIHANI	05/19/2011	Active	22	5	0	5	29.41%	18		2			N S,T,M,VP,SC	12			
Exc Award (06/30/2020)																		
151978	Kathmandu Bihani Kiran	08/30/2022	Cancelled(8*)	0	0	18	-18	-100.00%	18	2	2		None	P,S,T,M,VP SC	14	90+ Days		
147934	Kathmandu Bloodhood	08/23/2021	Active	23	1	0	1	4.55%	22		0			N S,M,SC	11		\$49.16	
Exc Award (06/30/2024)																		
146984	Kathmandu Bright Nepal	07/04/2021	Active(3)	21	21	21	0	0.00%	21	3	4		2	R T,M,SC	20	90+ Days		
152051	Kathmandu Citizen Group	12/12/2022	Active	19	5	0	5	35.71%	18		0			N VP	10			



# Club Health Assessment for District 325 K through May 2025

			Status	Membership							Reports					Finance	LCIF
Club Number	Club Name	Charter Date		Current Member Count	YTD Members Added	YTD Members Dropped	YTD Net Growth	YTD Net Growth%	Member Count 12 Months Ago	Avg. length of service for dropped members	Months Since Last MMR ***	Yrs. Since Last Officer Report	President Rotation	Vice President Reported ****	Months Since Last Activity Report ***	Account Balance	Donations for current Fiscal Year
			Number of times on status quo within last two years	If below 15 members appears				If net loss is greater than 20% appears			If no report in 3 months appears in	When more than one year appears in	Number of repeat terms	Notes the officers that do not have appears in an active	If no report at 12 months red		
152107	Kathmandu Core City	08/03/2022	Active	24	1	0	1	4.35%	28		2			N	M,SC	4	
143172	Kathmandu Couples	10/15/2020	Active	26	6	0	6	30.00%	23		5			R	M,VP	5	
Exc Award (06/30/2021)																	
147631	Kathmandu Diamond Kohinoor	07/26/2021	Active(1)	7	4	4	0	0.00%	7	4	0		2		T,M,VP,SC	24+	
142003	Kathmandu Diamond Nari Shakti	07/06/2020	Active	19	4	4	0	0.00%	19	4	0			N	T,VP	6	\$900.06
139971	Kathmandu Diamond Rainbow	10/01/2019	Active(1)	21	1	3	-2	-8.70%	23	4	2			N	M,SC	N/A	
147108	Kathmandu Dimple Smile	07/26/2021	Active	21	8	6	2	10.53%	21	2	0			R	S,T,M	2	\$99.55
152052	Kathmandu Dirghajeevi	09/12/2022	Active	46	6	0	6	15.00%	40		2			N	VP,SC	3	\$1,800.12
Exc Award (06/30/2024)																	
142242	Kathmandu Dream City	08/21/2020	Active	29	13	4	9	45.00%	24	4	0			N	M,SC	8	\$99.73
144330	Kathmandu Gatisil	12/22/2020	Active(1)	12	4	1	3	33.33%	12	0	1			N	T,M,VP,SC	12	
109032	KATHMANDU GAURAV	08/05/2010	Active	31	8	10	-2	-6.06%	33	3	0			N	T,M,SC	0	
Exc Award (06/30/2024)																	
103362	KATHMANDU GONGABU	07/28/2008	Active	67	9	1	8	13.56%	59	1	1			N	M,SC	1	\$4,680.40
Exc Award (06/30/2017, 06/30/2019, 06/30/20)																	
151218	Kathmandu Green Town	06/17/2022	Active	10	1	0	1	11.11%	9		8			N	T,M,SC	N/A	
152059	Kathmandu Hamro Himal	09/01/2022	Active(1)	9	0	1	-1	-10.00%	10	2	2		2	N		N/A	
139104	Kathmandu Hamro Sangam	08/22/2019	Active	27	0	0	0	0.00%	27		0			N	M,VP	20	\$1,000.23
Exc Award (06/30/2023, 06/30/2024)																	
120649	Kathmandu Heritage	11/04/2013	Active	23	0	0	0	0.00%	23		29		2		S,T,M,VP,SC	24+	
128450	Kathmandu Heritage Dharahara	08/02/2016	Active	41	9	0	9	28.13%	41		5			N	M,SC	1	\$200.00
Exc Award (06/30/2024)																	
138887	Kathmandu Indrayani Khusibun	07/31/2019	Active	39	5	0	5	14.71%	36		9			N	M,SC	0	
Exc Award (06/30/2020, 06/30/2021, 06/30/20)																	
109031	KATHMANDU JAGRITI	09/01/2010	Active	44	2	0	2	4.76%	42		0			N	P,M,SC	2	\$900.06
Exc Award (06/30/2017, 06/30/2020, 06/30/20)																	
147421	Kathmandu Knowledge Galaxy	09/24/2021	Cancelled(8*)	0	12	19	-7	-100.00%	7	3	2		None		P,S,T,M,VP SC	N/A	90+ Days





# Club Health Assessment for District 325 K through May 2025

			Status	Membership							Reports					Finance		LCIF
Club Number	Club Name	Charter Date		Current Member Count	YTD Members Added	YTD Members Dropped	YTD Net Growth	YTD Net Growth%	Member Count 12 Months Ago	Avg. length of service for dropped members	Months Since Last MMR ***	Yrs. Since Last Officer Report	President Rotation	Vice President Reported ****	Months Since Last Activity Report ***	Account Balance	Donations for current Fiscal Year	
			Number of times on status quo within last two years	If below 15 members appears				If net loss is greater than 20% appears			If no report in 3 months appears in	When more than one year appears in	Number of repeat terms	Notes the officers that do not have an active	If no report at 12 months red			
146729	Kathmandu Knowledge Park	06/15/2021	Active(1)	11	0	0	0	0.00%	11		15			N	S,T,M,SC	N/A		
109460	KATHMANDU KOSELEE	11/10/2010	Active	33	2	0	2	6.45%	31		4			N	M	7	\$900.06	
	Exc Award (06/30/2019)																	
120112	Kathmandu Manamaiju	08/07/2013	Active	42	0	0	0	0.00%	42		1			N		2	\$900.06	
	Exc Award (06/30/2020)																	
138888	Kathmandu Manaslu Ganesh Himal	09/24/2019	Active	36	9	3	6	20.00%	30	2	4			N	M,SC	4	\$200.02	
	Exc Award (06/30/2024)																	
144292	Kathmandu Manaslu Nagarjun	12/22/2020	Active	20	1	3	-2	-9.09%	22	3	5			N	M,SC	5	\$300.12	
	Exc Award (06/30/2023, 06/30/2024)																	
131396	Kathmandu Manaslu Tourism	06/15/2017	Active	12	3	3	0	0.00%	12	4	10			N	T,M,VP,SC	8		
144155	Kathmandu Manaslu Vision	12/18/2020	Active	25	3	0	3	13.64%	22		4			N	M,SC	7	\$900.06	
	Exc Award (06/30/2024)																	
125882	Kathmandu Metro City	10/06/2015	Active	34	5	4	1	3.03%	33	5	1				T,M,VP,SC	3	\$1,900.08	
	Exc Award (06/30/2024)																	
147102	Kathmandu Metro Home	10/19/2021	Active	7	0	0	0	0.00%	7		16		2		P,T,M,VP,SC	24+		
147068	Kathmandu Metro Team	08/27/2021	Active	14	2	12	-10	-41.67%	24	3	5			N	T,M,SC	19		
	Exc Award (06/30/2024)																	
103492	KATHMANDU MIRMIRE	09/03/2008	Active	22	5	0	5	29.41%	17		2			N		6	\$1,000.02	
	Exc Award (06/30/2017)																	
143712	Kathmandu Namaste Gongabu	11/24/2020	Cancelled(8*)	0	0	9	-9	-100.00%	9	3	10		None		P,S,T,M,VP SC	15	90+ Days	
128482	Kathmandu Nayabazar	08/16/2016	Active	43	8	0	8	22.86%	45		0				T,M,VP,SC	0	\$2,700.18	
	Exc Award (06/30/2017, 06/30/2023, 06/30/2024)																	
129464	Kathmandu Nepal	11/29/2016	Active	33	6	0	6	22.22%	27		5			N	M,SC	12		
142470	Kathmandu New Metro City	08/05/2020	Active(1)	21	0	0	0	0.00%	21		11			N	P,S,T,M,VP SC	11		
147858	Kathmandu New Rising Star	08/17/2021	Active	10	1	0	1	11.11%	13		1		2	N	T,M,VP,SC	N/A		
128472	Kathmandu Om	08/05/2016	Active	25	3	0	3	13.64%	22		4			N	S,M	12		
	Exc Award (06/30/2017, 06/30/2018)																	
152063	Kathmandu Omni Villa	08/29/2022	Active	21	3	0	3	16.67%	18		1			N	SC	16		




# Club Health Assessment for District 325 K through May 2025

			Status	Membership							Reports					Finance	LCIF
Club Number	Club Name	Charter Date		Current Member Count	YTD Members Added	YTD Members Dropped	YTD Net Growth	YTD Net Growth%	Member Count 12 Months Ago	Avg. length of service for dropped members	Months Since Last MMR ***	Yrs. Since Last Officer Report	President Rotation	Vice President Reported ****	Months Since Last Activity Report ***	Account Balance	Donations for current Fiscal Year
			Number of times on status quo within last two years	If below 15 members appears				If net loss is greater than 20% appears			If no report in 3 months appears in	When more than one year appears in	Number of repeat terms	Notes the officers that do not have an active	If no report at 12 months red		
147423	Kathmandu Peace Setikali	08/30/2021	Cancelled(8*)	0	0	6	-6	-100.00%	6	2	13	1	None	P,S,T,M,VP SC	11	90+ Days	
125974	Kathmandu Rainbow City	11/13/2015	Active	46	3	5	-2	-4.17%	48	4	0		2	M,VP,SC	7		\$200.00
	Exc Award (06/30/2017, 06/30/2019, 06/30/20																
140602	Kathmandu Rainbow Nepal	12/30/2019	Active	24	0	7	-7	-22.58%	31	1	10			N M,SC	4		
	Exc Award (06/30/2023, 06/30/2024)																
151979	Kathmandu Rainbow Star	10/10/2022	Active	15	3	8	-5	-25.00%	20	2	2			N T,M	10		
	Exc Award (06/30/2024)																
147100	Kathmandu Rara Sky	08/31/2021	Active	21	3	0	3	16.67%	18		8			N M,SC	N/A		\$900.06
	Exc Award (06/30/2024)																
147105	Kathmandu Rising Dream	08/03/2021	Active(2)	1	0	4	-4	-80.00%	5	4	0		None	P,T,M,VP,SC	N/A		
147106	Kathmandu Rising Moon Light	08/02/2021	Cancelled(8*)	0	0	11	-11	-100.00%	13	3	11		None	P,S,T,M,VP SC	N/A	90+ Days	
142096	Kathmandu Rising Star	07/10/2020	Active	24	3	2	1	4.35%	34	4	1			N M,SC	8		
133093	Kathmandu Rose	12/12/2017	Active	20	8	2	6	42.86%	23	1	0			N M,SC	0		\$900.06
	Exc Award (06/30/2020, 06/30/2023)																
138814	Kathmandu Rosemary	07/24/2019	Active	17	2	0	2	13.33%	16		9			N T,M,SC	3		
128425	Kathmandu Sagun	09/07/2016	Active	28	1	4	-3	-9.68%	30	6	0			N S,T	2		
	Exc Award (06/30/2017, 06/30/2018, 06/30/20																
149114	Kathmandu Sampurna	12/28/2021	Cancelled(8*)	0	10	10	0	0.00%	0	2	2		None	P,S,T,M,VP SC	N/A	90+ Days	
106444	KATHMANDU SANGAM	08/28/2009	Active	19	1	2	-1	-5.00%	20	2	5		2	N	14		
143684	Kathmandu Saya	11/23/2020	Active(1)	32	0	1	-1	-3.03%	33	1	4			N M,SC	5		\$900.06
142127	Kathmandu Shree Maatribhumi	07/09/2020	Active	11	0	6	-6	-35.29%	17	4	5		3	M,VP,SC	24+		
105035	KATHMANDU SHREE MACHHAPOKHARI	03/24/2009	Active	39	3	12	-9	-18.75%	49	6	0			N M,VP,SC	2		\$900.06
	Exc Award (06/30/2020)																
154040	Kathmandu Shwet Barahi	05/17/2023	Status Quo(1)	16	0	0	0	0.00%	16		3			T,M,VP,SC	14	90+ Days	
136749	Kathmandu Siddhi	11/04/2018	Active	20	1	1	0	0.00%	23	4	3			T,M,VP,SC	8		\$999.61
	Exc Award (06/30/2024)																
140434	Kathmandu Sky	12/18/2019	Active	31	11	7	4	14.81%	32	3	0			N	4		\$900.06



# Club Health Assessment for District 325 K through May 2025

			Status	Membership							Reports					Finance		LCIF
Club Number	Club Name	Charter Date		Current Member Count	YTD Members Added	YTD Members Dropped	YTD Net Growth	YTD Net Growth%	Member Count 12 Months Ago	Avg. length of service for dropped members	Months Since Last MMR ***	Yrs. Since Last Officer Report	President Rotation	Vice President Reported ****	Months Since Last Activity Report ***	Account Balance	Donations for current Fiscal Year	
			Number of times on status quo within last two years	If below 15 members appears					If net loss is greater than 20% appears			If no report in 3 months appears in	When more than one year appears in	Number of repeat terms	Notes the officers that do not have an active	If no report at 12 months appears in red		
Exc Award (06/30/2024)																		
151980	Kathmandu Sundhara Bagdurbar	07/26/2022	Active	28	1	0	1	3.70%	32		3		None	R	P,M,VP,SC	16		
142564	Kathmandu Surya	10/05/2020	Active(2)	7	3	1	2	40.00%	5	0	0				S,T,M,VP,SC	24+		
120647	Kathmandu Swayambhu	11/04/2013	Active	24	5	11	-6	-20.00%	30	4	0		None	N	P,M,VP,SC	8		
125426	Kathmandu Swayambhu Town	07/20/2015	Active	32	2	0	2	6.67%	34		5			N	S,T,M	5		
102515	KATHMANDU TARA	06/19/2008	Active(1)	23	8	8	0	0.00%	23	1	0			N	T,M,SC	0		\$200.00
147458	KATHMANDU TEMPLE CHANDRAGIRI	08/17/2021	Active	3	0	0	0	0.00%	3		0				T,M,VP,SC	N/A		
152068	Kathmandu Temple Changunarayan	08/31/2022	Active	13	2	0	2	18.18%	11		0			N	T,M,VP,SC	12		\$900.06
100180	Kathmandu Temple City	09/13/2007	Active	26	1	0	1	4.00%	25		8			N	S,M,VP,SC	19		
138898	Kathmandu Temple Manang	08/23/2019	Active(2)	20	0	0	0	0.00%	20		11				P,S,T,M,VP SC	N/R		
142778	Kathmandu Temple Manjushree	09/04/2020	Active	18	0	0	0	0.00%	23		8			N	M,SC	18		
147461	Kathmandu Temple Model	08/05/2021	Cancelled(8*)	0	0	8	-8	-100.00%	8	3	35	2	None		P,S,T,M,VP SC	N/A	90+ Days	
147072	Kathmandu Temple Nilbarahi	07/20/2021	Active	20	4	1	3	17.65%	23	1	0			N	S,T,M	0		\$900.08
Exc Award (06/30/2023, 06/30/2024)																		
139810	Kathmandu Temple Siddhi Binayak	09/19/2019	Active	46	3	0	3	6.98%	44		0			N	T,M	9		\$627.02
Exc Award (06/30/2020, 06/30/2023, 06/30/2024)																		
129159	Kathmandu Thamel IBYZA	10/20/2016	Active	29	0	0	0	0.00%	32		11			N	S,T,M,SC	5	90+ Days	\$200.01
128436	Kathmandu Upahar	08/02/2016	Active	29	4	0	4	16.00%	25		10			N	SC	0		\$900.06
131287	Kathmandu Victory	06/14/2017	Status Quo(1)	15	0	0	0	0.00%	15		20		2		S,T,VP	24+	90+ Days	
127737	Lekhnath Garden City	06/08/2016	Active	22	0	0	0	0.00%	22		2			N	M,VP,SC	14		
132300	Lekhnath Sungava	09/07/2017	Active	29	0	0	0	0.00%	31		0			N	P,M,SC	3		
121578	Parbat Chautari	03/14/2014	Active	18	0	8	-8	-30.77%	26	9	0			N	P,T,M	14		
110122	PARBAT KUSHMA CITY	02/03/2011	Active	31	2	11	-9	-22.50%	40	10	0			N	M,SC	14		
Exc Award (06/30/2019)																		
110548	PARBAT MODIKALI	04/01/2011	Active	24	17	35	-18	-42.86%	42	7	0				T,M,VP,SC	23		\$900.31



# Club Health Assessment for District 325 K through May 2025

			Status	Membership						Reports					Finance		LCIF
Club Number	Club Name	Charter Date		Current Member Count	YTD Members Added	YTD Members Dropped	YTD Net Growth	YTD Net Growth%	Member Count 12 Months Ago	Avg. length of service for dropped members	Months Since Last MMR ***	Yrs. Since Last Officer Report	President Rotation	Vice President Reported ****	Months Since Last Activity Report ***	Account Balance	Donations for current Fiscal Year
			Number of times on status quo within last two years	If below 15 members appears				If net loss is greater than 20% appears			If no report in 3 months appears in	When more than one year appears in	Number of repeat terms	Notes the officers that do not have an active	If no report at 12 months appears in red		
98294	POKHARA AANGAN	01/16/2007	Active	37	0	0	0	0.00%	37		0			N	T,M,SC	0	
147444	Pokhara Arogyam	08/03/2021	Cancelled(8*)	0	0	6	-6	-100.00%	6	3	14	1	None		P,S,T,M,VP SC	14	90+ Days
151981	Pokhara Beautiful City	08/03/2022	Active	16	4	0	4	33.33%	12		0			N	T,M,SC	0	
109855	POKHARA BHAIRAB	12/27/2010	Active	24	0	0	0	0.00%	25		0			N	P,SC	3	
	Exc Award (06/30/2020)																
61063	POKHARA CENTRAL	07/31/1998	Active	28	0	0	0	0.00%	35		0		None	N	P,M,VP	11	
123566	Pokhara Central City	11/14/2014	Active	22	1	2	-1	-4.35%	23	5	10			N	M,SC	10	
129567	Pokhara Central Garden	12/29/2016	Status Quo(1)	9	0	0	0	0.00%	9		16				P,S,M,VP,SC	15	90+ Days
89342	POKHARA CENTRAL VALLEY	09/29/2005	Active(1)	23	5	0	5	27.78%	18		6		2	R	M,SC	6	
149052	Pokhara Dynamic	11/24/2021	Active	21	0	3	-3	-12.50%	24	5	0			N	M,SC	9	
	Exc Award (06/30/2024)																
127738	Pokhara Fewa City	06/30/2016	Active	12	4	3	1	9.09%	15	9	4		2	N	S,T,M,VP,SC	21	
147036	Pokhara Galaxy	07/04/2021	Active	17	1	0	1	6.25%	18		10			N	M,SC	3	
123688	Pokhara Garden City	12/08/2014	Active(1)	21	21	17	4	23.53%	17	7	3			N	M	2	
	Exc Award (06/30/2019)																
148318	Pokhara Heaven	09/21/2021	Active	22	1	0	1	4.76%	21		10			N		4	
144485	Pokhara Kumud	12/28/2020	Active	24	0	0	0	0.00%	24		11			N	P,M,SC	3	
	Exc Award (06/30/2024)																
55804	POKHARA LAKE CITY	06/07/1994	Active	55	1	0	1	1.85%	54		0			N	M,SC	3	
	Exc Award (06/30/2023)																
134962	Pokhara Mountain View City	05/30/2018	Active	15	1	17	-16	-51.61%	31	6	7			N	P,S,T,M	10	
98293	POKHARA PEACE CHAUTARI	01/16/2007	Active	42	1	0	1	2.44%	41		0			N		3	
137146	Pokhara Peace Deurali	12/30/2018	Active	18	4	0	4	28.57%	14		9				M,VP,SC	10	
120650	Pokhara Peace Home	11/04/2013	Active	27	1	3	-2	-6.90%	29	10	0		2	N	M	2	
127320	POKHARA SAMRIDDHI	04/21/2016	Active	46	2	0	2	4.55%	44		0			R	T,M,SC	7	\$900.08
	Exc Award (06/30/2017, 06/30/2018, 06/30/20																
89413	POKHARA SANGAM	10/12/2005	Active	35	1	0	1	2.94%	34		2			N	VP	2	\$900.06



## Club Health Assessment for District 325 K through May 2025

INTERNATIONAL

			Status	Membership						Reports					Finance	LCIF	
Club Number	Club Name	Charter Date		Current Member Count	YTD Members Added	YTD Members Dropped	YTD Net Growth	YTD Net Growth%	Member Count 12 Months Ago	Avg. length of service for dropped members	Months Since Last MMR ***	Yrs. Since Last Officer Report	President Rotation	Vice President Reported ****	Months Since Last Activity Report ***	Account Balance	Donations for current Fiscal Year
			Number of times on status quo within last two years	If below 15 members appears				If net loss is greater than 20% appears			If no report in 3 months appears in	When more than one year appears in	Number of repeat terms	Notes the officers that do not have an active	If no report at 12 months appears in red		
Exc Award (06/30/2020, 06/30/2022)																	
125438	Pokhara Sapta Gandaki	07/23/2015	Active	23	0	0	0	0.00%	29		10			N	T,M,SC	0	
142315	Pokhara Social Central City	09/23/2020	Cancelled(8*)	0	0	11	-11	-100.00%	11	4	5		None		P,S,T,M,VP SC	24+	90+ Days
118521	POKHARA SUNDAR NAGARI	02/28/2013	Active	22	0	1	-1	-4.35%	23	1	5		2		T,M,VP	2	
131395	Pokhara Unity Chautari	06/15/2017	Active	21	2	1	1	5.00%	20	2	5			N	T,M,SC	14	\$900.31
Exc Award (06/30/2018, 06/30/2019)																	
67412	SHIVALAYA KUSMA PARBAT	03/07/2003	Active	30	2	0	2	7.14%	28		0			N	T	4	\$99.73

Clubs Cancelled Previous Fiscal Year – Clubs Cancelled within last 12 months may be reinstated

Club Number	Club Name	Charter Date	Current Status*	Cancellation Date
139751	Kathmandu Bhanubhakta	09/06/2019	Cancelled(8*)	06/29/2024
144213	Kathmandu Chandra Surya	12/21/2020	Cancelled(8*)	12/29/2023
148361	Kathmandu Galaxy Prime	09/22/2021	Cancelled(8*)	12/29/2023
147002	Kathmandu Rainbow Town	07/04/2021	Cancelled(6*)	09/29/2023
147099	Kathmandu Rising Golanjor	08/02/2021	Cancelled(8*)	06/29/2024
142097	Kathmandu Roadies	07/31/2020	Cancelled(8*)	06/29/2024
142150	Kathmandu Temple Bhindyo	07/31/2020	Cancelled(8*)	12/29/2023
147133	Kathmandu Temple Sarraf	08/09/2021	Cancelled(8*)	12/29/2023
120285	Parbat Bridge City	09/09/2013	Cancelled(8*)	12/29/2023
140512	Parbat Peace Kushma	12/18/2019	Cancelled(8*)	12/29/2023
147429	Pokhara Central Society	08/31/2021	Cancelled(8*)	06/29/2024
147113	Pokhara City	08/30/2021	Cancelled(8*)	01/29/2024
143024	Pokhara Friendship	09/30/2020	Cancelled(8*)	06/29/2024
152072	Pokhara Lotus	09/01/2022	Cancelled(8*)	06/29/2024
147047	Pokhara Peace Himal	07/20/2021	Cancelled(8*)	06/29/2024
152074	Pokhara Sober City	09/14/2022	Cancelled(8*)	06/29/2024
129964	Pokhara Unique Chautari	03/21/2017	Cancelled(8*)	12/29/2023



# Club Health Assessment for District 325 K through May 2025

			Status							Membership					Reports					Finance		LCIF
Club Number	Club Name	Charter Date		Current Member Count	YTD Members Added	YTD Members Dropped	YTD Net Growth	YTD Net Growth%	Member Count 12 Months Ago	Avg. length of service for dropped members	Months Since Last MMR ***	Yrs. Since Last Officer Report	President Rotation	Vice President Reported ****	Months Since Last Activity Report ***	Account Balance	Donations for current Fiscal Year					
			Number of times on status quo within last two years	If below 15 members appears				If net loss is greater than 20% appears			If no report in 3 months appears in	When more than one year appears in	Number of repeat terms	Notes the officers that do not have an active	If no report at 12 months appears in red							
Current Total Clubs Count	YTD New Clubs Count	YTD Cancelled Clubs Count	YTD Net Club Gain	Current Total Members Count	YTD Add	YTD Drop	YTD Net Growth	YTD Net Growth %	Member Count 12 Months Ago	Average Member Count Per Club	% of Clubs with less than 20 members	% No MMR in 3 Months	% No Officer Report in 12 Months	% of Clubs with balance 90+ days	Number of Clubs in Status Quo	% Status Quo Clubs in Financial Suspension	Number of Cancelled Clubs	Average Cancelled Club Age	Members Lost Due to Cancellation	% of Clubs Cancelled for Non-Financial Reasons		
153	13	12	1	3,635	746	523	223	6.54%	3,592	24	26%	49%	0%	6%	6	100%	12	8	165	-133%		

\* - P - Priority Club. Cancellation Reasons: 1-Objectives/conduct, 2-Non-active club, 5-Non-existing club, 6-Disbanding, 7-Merger, 8-Financial Suspension, 9-District/Multiple District Dues.

\*\* - Abbreviation: P-President, S-Secretary, T-Treasurer, M-Member Chairperson, VP-First Vice President, MC-Communications Chairperson, SC-Service Chairperson

\*\*\* - Abbreviation: N/R - Never reported using the Lions Clubs website, N/A - Not applicable, No password registered for the Lions Clubs website.

\*\*\*\* - Abbreviation: N - New, IP - Immediate Past, R - Repeat.



# Club Health Assessment for District 325 L through May 2025

			Status	Membership							Reports					Finance	LCIF
Club Number	Club Name	Charter Date		Current Member Count	YTD Members Added	YTD Members Dropped	YTD Net Growth	YTD Net Growth%	Member Count 12 Months Ago	Avg. length of service for dropped members	Months Since Last MMR ***	Yrs. Since Last Officer Report	President Rotation	Vice President Reported ****	Months Since Last Activity Report ***	Account Balance	Donations for current Fiscal Year
			Number of times on status quo within last two years	If below 15 members appears				If net loss is greater than 20% appears			If no report in 3 months appears in	When more than one year appears in	Number of repeat terms	Notes the officers that do not have appears in an active	If no report at 12 months red		
Clubs less than two years old																	
174571	Benighat Rorang	03/12/2025	Newly Chartered	20	20	0	20	100.00%	0		2			N	M	N/A	
155027	Dhading Koshikhola Buddha Shanti	09/01/2023	Active	22	0	0	0	0.00%	22		0			N	S,M,SC	N/A	
155339	Kathmandu Banglamukhi	08/01/2023	Status Quo(1)	22	0	0	0	0.00%	22		5			R	M,SC	12	90+ Days
154919	Kathmandu Basundhara	06/20/2023	Active	10	2	0	2	25.00%	12		0			N	VP	1	
175826	Kathmandu Bikram Baba	07/18/2024	Active	22	22	0	22	100.00%	0		4			N	T,M,VP,SC	10	\$900.19
175686	Kathmandu Blood Social Circle North	12/17/2024	Active	22	22	0	22	100.00%	0		5			N		N/A	90+ Days
157117	Kathmandu Chandragiri Circle	04/04/2024	Active(1)	14	0	10	-10	-41.67%	20	1	1		2	R	S,T,M,VP,SC	7	
172806	Kathmandu Cypher Technology	07/10/2024	Active	20	20	0	20	100.00%	0		10			N	M,SC	6	90+ Days
155341	Kathmandu Dreams	08/07/2023	Active	14	1	5	-4	-22.22%	29	1	1		2		T,M,VP,SC	5	
154773	Kathmandu Energy Circle	06/16/2023	Active	18	4	12	-8	-30.77%	26	2	3			N	M,SC	5	
175499	Kathmandu Excellence Professionals	07/18/2024	Status Quo(1)	20	20	0	20	100.00%	0		10			N	M,VP,SC	N/R	90+ Days
180076	Kathmandu Hospitality	12/31/2024	Active	21	21	0	21	100.00%	0		0			N		4	
180183	Kathmandu Kind Heart	01/24/2025	Active	36	36	0	36	100.00%	0		4			N	VP	1	
155041	Kathmandu Mahalaxmi Youth	09/01/2023	Active	21	1	2	-1	-4.55%	22	1	5		2	N	S,T,M	6	
171172	Kathmandu Manjushree	06/03/2024	Cancelled(6*)	0	0	0	0	0.00%	0		11		None		P,S,T,M,VP SC	N/A	
155381	Kathmandu Nuwakot	12/12/2023	Cancelled(8*)	0	0	15	-15	-100.00%	5	1	5		None		P,S,T,M,VP SC	N/R	90+ Days
175591	Kathmandu Peace Eyes Together	07/18/2024	Active	20	20	0	20	100.00%	0		10			N	M,SC	5	90+ Days
179853	Kathmandu Radhe Radhe	12/30/2024	Active	21	21	0	21	100.00%	0		0			N	T,M,VP,SC	1	
175873	Kathmandu Shesmati	11/28/2024	Active	20	20	0	20	100.00%	0		4			N	S,M,VP,SC	0	90+ Days
181329	Kathmandu Temple Valley	03/19/2025	Newly Chartered	10	20	10	10	100.00%	0	0	0			N	T,M,VP,SC	0	
155037	Kathmandu Thamel Everest	10/10/2023	Status Quo(1)	20	0	0	0	0.00%	20		13		None		P,S,T,M,VP SC	N/R	90+ Days
156072	Kavre Dhulikhel Care	10/16/2023	Active(1)	11	0	5	-5	-31.25%	20	1	2		2	R	T,M	5	





# Club Health Assessment for District 325 L through May 2025

			Status	Membership						Reports					Finance		LCIF
Club Number	Club Name	Charter Date		Current Member Count	YTD Members Added	YTD Members Dropped	YTD Net Growth	YTD Net Growth%	Member Count 12 Months Ago	Avg. length of service for dropped members	Months Since Last MMR ***	Yrs. Since Last Officer Report	President Rotation	Vice President Reported ****	Months Since Last Activity Report ***	Account Balance	Donations for current Fiscal Year
			Number of times on status quo within last two years	If below 15 members appears				If net loss is greater than 20% appears			If no report in 3 months appears in	When more than one year appears in	Number of repeat terms	Notes the officers that do not have an active	If no report at 12 months appears in red		
157029	Nuwakot Reach the Unreached	01/23/2024	Status Quo(1)	21	0	0	0	0.00%	21		14		None	P,S,T,M,VP SC	N/R	90+ Days	
175675	Pokhara Aero Alliance	12/16/2024	Active	18	20	2	18	100.00%	0	0	1			S,T,M,VP,SC	N/R	90+ Days	
157238	Pokhara Begnas Chautari	04/03/2024	Active	11	0	9	-9	-45.00%	20	1	5		2	N	S,M,VP,SC	6	
175806	Pokhara Bhalam	07/30/2024	Active(1)	20	20	0	20	100.00%	0		4			N	M,SC	N/R	90+ Days
154598	Pokhara Bindabasini	06/12/2023	Active	26	7	6	1	4.00%	25	1	3			N	S,M,VP,SC	5	
155047	Pokhara Kasturi	10/30/2023	Status Quo(2)	20	0	0	0	0.00%	20		4			N	T,M,VP,SC	N/R	90+ Days
175677	Pokhara Lake Family	07/18/2024	Status Quo(1)	20	20	0	20	100.00%	0		10			N	T,M,VP,SC	N/R	90+ Days
155391	Pokhara Tulasi	08/11/2023	Active	12	0	10	-10	-45.45%	22	2	0			IP	M,SC	1	
157105	Tamankhola	01/09/2024	Active	22	0	0	0	0.00%	20		4		2	R	M,SC	N/R	90+ Days
155394	Tanahun Shuklagandaki Sisters	10/11/2023	Active	22	4	5	-1	-4.35%	23	1	0		2	R	M,SC	0	
Clubs more than two years old																	
132150	Aanbookhaireni City	07/14/2017	Active	45	0	4	-4	-8.16%	49	4	5			N	S,T,M,SC	0	
139809	Aanbookhaireni Star	10/03/2019	Active(2)	20	5	0	5	33.33%	15		10			N	VP,SC	8	
60697	ANBOO KHAIRENI	04/24/1998	Active(1)	35	1	3	-2	-5.41%	40	6	0			N	S,T,M,SC	1	
Exc Award (06/30/2021)																	
138807	Anboo Khaireni Akala	07/17/2019	Active	30	0	0	0	0.00%	32		0			N	S,M,SC	2	
44148	BALAJU	06/28/1984	Active(1)	8	1	15	-14	-63.64%	22	11	1		2	N	SC	8	\$1,199.75
Exc Award (06/30/2021, 06/30/2024)																	
126213	Begnas Taalnagari	11/23/2015	Active(1)	20	1	0	1	5.26%	19		1			N	S,T,M,SC	3	
153154	Chagunarayan One To Nine	04/25/2023	Active(1)	15	1	12	-11	-42.31%	40	1	0			N	T,M,VP,SC	10	90+ Days
146759	Durbarmarg	06/16/2021	Active	25	0	0	0	0.00%	25		27		2		M,VP,SC	9	\$902.55
135672	Kalinchowk	01/03/2019	Cancelled(8*)	0	0	15	-15	-100.00%	15	5	5	1	None	P,S,T,M,VP SC	N/R	90+ Days	
135722	Kathmandu Aadhar	08/09/2018	Active(1)	30	4	0	4	15.38%	32		0			N	M,SC	0	
Exc Award (06/30/2020, 06/30/2021)																	
147023	Kathmandu Abhiyan	07/04/2021	Active	12	1	8	-7	-36.84%	25	2	0			R	S,T	1	
129390	Kathmandu Bagmati Town	11/14/2016	Active	13	4	0	4	44.44%	13		2			N	S,M	3	



# Club Health Assessment for District 325 L through May 2025

			Status	Membership							Reports					Finance		LCIF
Club Number	Club Name	Charter Date		Current Member Count	YTD Members Added	YTD Members Dropped	YTD Net Growth	YTD Net Growth%	Member Count 12 Months Ago	Avg. length of service for dropped members	Months Since Last MMR ***	Yrs. Since Last Officer Report	President Rotation	Vice President Reported ****	Months Since Last Activity Report ***	Account Balance	Donations for current Fiscal Year	
			Number of times on status quo within last two years	If below 15 members appears				If net loss is greater than 20% appears			If no report in 3 months appears in	When more than one year appears in	Number of repeat terms	Notes the officers that do not have an active	If no report at 12 months appears in red			
Exc Award (06/30/2023)																		
153950	Kathmandu Balaji Diamond	04/06/2023	Status Quo(1)	20	0	0	0	0.00%	20		25	1	None	P,S,T,M,VP SC	N/R	90+ Days		
136671	Kathmandu Baraha Group	10/24/2018	Active	24	3	2	1	4.35%	23	6	5		N		0			
Exc Award (06/30/2024)																		
110041	KATHMANDU BASANTAPUR DURBAR SQUARE	01/10/2011	Status Quo(2)	6	0	13	-13	-68.42%	19	6	5			S,T,VP	24+	90+ Days		
142002	Kathmandu Bashistha	08/17/2020	Cancelled(8*)	0	2	16	-14	-100.00%	15	3	5		None	P,S,T,M,VP SC	9	90+ Days		
Exc Award (06/30/2023)																		
131427	Kathmandu Bed Vyas	07/03/2017	Active	14	0	8	-8	-36.36%	22	3	2		N		14			
Exc Award (06/30/2024)																		
44689	KATHMANDU BISHAL BAZAR	02/05/1985	Active	50	3	2	1	2.04%	50	1	1		N		1			
142089	Kathmandu Blood Circle	07/16/2020	Active(2)	11	0	7	-7	-38.89%	18	1	0		N	S,T,M,SC	15			
126268	Kathmandu Chhabdi Barahi	12/03/2015	Active	10	0	5	-5	-33.33%	19	4	4		N	SC	2		\$100.43	
126541	Kathmandu Gaurishankar	03/22/2016	Active	22	3	0	3	15.79%	26		2		N	VP,SC	4			
Exc Award (06/30/2018, 06/30/2019, 06/30/20)																		
134967	Kathmandu Gunakeshari	06/06/2018	Active	25	2	10	-8	-24.24%	30	2	3		N	M,SC	3		\$1,001.86	
Exc Award (06/30/2023, 06/30/2024)																		
152543	Kathmandu Hariyali	10/25/2022	Active	27	3	0	3	12.50%	24		9		N	T,SC	15			
124048	Kathmandu Himalayan Town	01/27/2015	Active	10	0	0	0	0.00%	10		36	2	None	P,S,T,M,VP SC	24+			
133414	Kathmandu Kakani	12/17/2017	Active	13	0	8	-8	-38.10%	21	4	5		N	T,M,SC	8			
Exc Award (06/30/2019, 06/30/2022, 06/30/20)																		
125184	Kathmandu Kavre Dhulikhel	06/22/2015	Active	17	0	3	-3	-15.00%	17	6	10		N	VP,SC	10			
Exc Award (06/30/2023)																		
150891	Kathmandu Luniva	06/01/2022	Active	23	7	0	7	43.75%	26		0		2	N	SC	1		
Exc Award (06/30/2024)																		
144943	Kathmandu Machhapokhari Excellence	01/19/2021	Active	15	2	0	2	15.38%	20		3		N	T,SC	2			
110141	KATHMANDU MITRANAGAR NAYA BUSPARK	02/04/2011	Active(1)	24	14	0	14	140.00%	16		5		R	T,M,VP,SC	7			
135737	Kathmandu Mount Everest Nepal	08/15/2018	Cancelled(8*)	0	0	9	-9	-100.00%	10	4	2		None	P,S,T,M,VP SC	22	90+ Days		



# Club Health Assessment for District 325 L through May 2025

			Status	Membership							Reports					Finance		LCIF
Club Number	Club Name	Charter Date		Current Member Count	YTD Members Added	YTD Members Dropped	YTD Net Growth	YTD Net Growth%	Member Count 12 Months Ago	Avg. length of service for dropped members	Months Since Last MMR ***	Yrs. Since Last Officer Report	President Rotation	Vice President Reported ****	Months Since Last Activity Report ***	Account Balance	Donations for current Fiscal Year	
			Number of times on status quo within last two years	If below 15 members appears				If net loss is greater than 20% appears			If no report in 3 months appears in	When more than one year appears in	Number of repeat terms	Notes the officers that do not have appears in an active	If no report at 12 months red			
64481	KATHMANDU MYAGDI Exc Award (06/30/2024)	06/28/2001	Active	45	10	5	5	12.50%	43	1	0			N	4	90+ Days		
100771	KATHMANDU MYAGDI YOUTH Exc Award (06/30/2019, 06/30/2023, 06/30/2024)	01/22/2008	Active	29	0	10	-10	-25.64%	39	4	1			N	S,T,SC			6
128467	Kathmandu Nepalaya Exc Award (06/30/2023)	08/05/2016	Active	31	3	0	3	10.71%	28		0			N	P,T,M,SC			3
139537	Kathmandu Nirjala Exc Award (06/30/2023)	08/08/2019	Active(2)	6	0	2	-2	-25.00%	7	4	4			R	M,SC			24+
118308	KATHMANDU NORTH WEST	11/14/2012	Active	31	11	0	11	55.00%	20		0			N				2
138880	Kathmandu Om Buddha	08/09/2019	Active(1)	20	2	0	2	11.11%	20		5		2	N	T,SC			3
117782	KATHMANDU PEACE EYES	09/20/2012	Active	22	0	1	-1	-4.35%	33	2	0			N	M			9
121070	Kathmandu Peace Land	01/08/2014	Active	21	3	2	1	5.00%	20	7	1			N	P,SC			2
122898	Kathmandu Pingalasthan Exc Award (06/30/2017, 06/30/2018)	08/07/2014	Active(1)	16	2	2	0	0.00%	19	1	2			N	M			13
138893	Kathmandu Pradesh	07/24/2019	Active(1)	20	0	0	0	0.00%	20		0				T,M,VP,SC			1
146300	Kathmandu Pranami Samaj	06/02/2021	Active	21	0	14	-14	-40.00%	35	3	2			N	M,SC	3		
121105	Kathmandu Prayasnagar Exc Award (06/30/2023)	01/10/2014	Active	14	1	5	-4	-22.22%	20	5	1				VP,SC	15		
152080	Kathmandu Pride Rainbow	12/12/2022	Active(2)	18	10	0	10	125.00%	8		6		2	N	T,M,SC	6	90+ Days	
152077	Kathmandu Ramkot	09/23/2022	Active(1)	4	12	12	0	0.00%	21	2	1				T,M,VP,SC	10		
123119	Kathmandu Samarjit Exc Award (06/30/2024)	09/17/2014	Active	51	3	0	3	6.25%	48		0			N	T,SC	0		
143033	Kathmandu Sanjibani Dhulikhel Exc Award (06/30/2023)	12/08/2020	Active	10	0	0	0	0.00%	17		11	1	None		P,S,T,M,VP SC	15		
132115	Kathmandu Simrik Group	07/05/2017	Active	9	2	7	-5	-35.71%	14	4	0			N	S,T,M,SC	0		
152172	Kathmandu Simrik Venture	12/12/2022	Active(1)	8	0	0	0	0.00%	10		9			N	S,M,SC	13		
118555	KATHMANDU SITAPAILA	01/16/2013	Active(1)	26	1	5	-4	-13.33%	30	6	1				M,VP,SC	7		



# Club Health Assessment for District 325 L through May 2025

			Status	Membership							Reports					Finance		LCIF
Club Number	Club Name	Charter Date		Current Member Count	YTD Members Added	YTD Members Dropped	YTD Net Growth	YTD Net Growth%	Member Count 12 Months Ago	Avg. length of service for dropped members	Months Since Last MMR ***	Yrs. Since Last Officer Report	President Rotation	Vice President Reported ****	Months Since Last Activity Report ***	Account Balance	Donations for current Fiscal Year	
			Number of times on status quo within last two years	If below 15 members appears				If net loss is greater than 20% appears			If no report in 3 months appears in	When more than one year appears in	Number of repeat terms	Notes the officers that do not have an active	If no report at 12 months red			
152082	Kathmandu Social Circle	08/24/2022	Active(2)	13	3	6	-3	-18.75%	16	2	5			M,VP,SC	9			
146770	Kathmandu Subha Aarambha	06/17/2021	Active(1)	32	3	0	3	10.34%	33		1			N	T	0	\$902.55	
	Exc Award (06/30/2023)																	
129032	Kathmandu Swoniga	10/21/2016	Active	19	4	1	3	18.75%	19	8	0			N	M,SC	0		
	Exc Award (06/30/2023)																	
132072	KATHMANDU TEMPLE CHANDESHWORI	11/02/2017	Active	17	0	3	-3	-15.00%	20	3	9			N	SC	8		
143502	Kathmandu Temple Valley Kyokushin Karate	11/24/2020	Status Quo(2)	12	4	3	1	9.09%	25	4	0			N	S,T,M,VP,SC	20	90+ Days	
118914	KATHMANDU THAMEL	03/18/2013	Active	23	5	7	-2	-8.00%	34	5	5			N		7		
153703	Kathmandu Unity Circle	03/02/2023	Active	23	1	2	-1	-4.17%	22	0	0			N	M	0	\$1,023.21	
	Exc Award (06/30/2024)																	
153151	Kathmandu Yatra	12/12/2022	Active	21	0	0	0	0.00%	20		5			N	VP	1	90+ Days	
	Exc Award (06/30/2024)																	
140937	Manakamana	02/19/2020	Active	35	13	2	11	45.83%	24	5	0			N	M,SC	7		
	Exc Award (06/30/2024)																	
138818	Pokhara Api Smart	11/11/2019	Active(2)	11	0	1	-1	-8.33%	15	1	0		None		P,S,T,M,VP SC	9	90+ Days	
98901	POKHARA BHADRAKALI	03/29/2007	Active	31	0	0	0	0.00%	34		11			N	T,VP	1		
	Exc Award (06/30/2023)																	
125649	Pokhara Central State	09/08/2015	Status Quo(1)	14	0	0	0	0.00%	14		21	1	None		P,S,T,M,VP SC	21	90+ Days	
98292	POKHARA CHAUTARI BINDHABASINI	01/16/2007	Active	24	0	7	-7	-22.58%	31	8	0				S,T,M,VP,SC	17		
	Exc Award (06/30/2019, 06/30/2024)																	
125427	Pokhara Darpan	07/22/2015	Active	22	2	1	1	4.76%	21	9	3			N	P,M,SC	1		
	Exc Award (06/30/2024)																	
120146	Pokhara Fewa Fishtail City	08/15/2013	Active	44	2	20	-18	-29.03%	63	8	1			N	S,T,M,SC	1		
	Exc Award (06/30/2019)																	
88843	POKHARA FEWA LAKE CITY	07/01/2005	Active	36	0	0	0	0.00%	36		1			N	T	0		
	Exc Award (06/30/2023, 06/30/2024)																	
58381	POKHARA FISHTAIL	06/06/1996	Active	46	0	0	0	0.00%	47		11			N	P,T,M,VP	0		




# Club Health Assessment for District 325 L through May 2025

			Status	Membership							Reports					Finance		LCIF
Club Number	Club Name	Charter Date		Current Member Count	YTD Members Added	YTD Members Dropped	YTD Net Growth	YTD Net Growth%	Member Count 12 Months Ago	Avg. length of service for dropped members	Months Since Last MMR ***	Yrs. Since Last Officer Report	President Rotation	Vice President Reported ****	Months Since Last Activity Report ***	Account Balance	Donations for current Fiscal Year	
			Number of times on status quo within last two years	If below 15 members appears				If net loss is greater than 20% appears			If no report in 3 months appears in	When more than one year appears in	Number of repeat terms	Notes the officers that do not have an active	If no report at 12 months appears in red			
Exc Award (06/30/2018, 06/30/2019)																		
135936	Pokhara Gandaki Dovan	10/11/2018	Active	35	4	3	1	2.94%	34	6	6			N	S,T,M,VP,SC	1	90+ Days	
Exc Award (06/30/2019)																		
136465	Pokhara Gandaki State	10/11/2018	Active	22	0	2	-2	-8.33%	24	4	5		2	N	M,VP	7		
147468	Pokhara Green Force	09/03/2021	Active(2)	13	4	18	-14	-51.85%	27	2	0			N	M,SC	2		
61073	POKHARA HIMALAYAN	08/04/1998	Active	36	0	0	0	0.00%	36		2			N	T,M,VP,SC	0	\$20.21	
Exc Award (06/30/2024)																		
135637	Pokhara Jayalaxmi	07/18/2018	Active	12	1	12	-11	-47.83%	15	4	1			R	M,SC	17	90+ Days	
Exc Award (06/30/2019)																		
122859	Pokhara Lake Valley	07/30/2014	Active(1)	21	0	0	0	0.00%	21		14	1	None		P,S,T,M,VP SC	11		
153141	Pokhara Mardi	12/12/2022	Active	22	0	0	0	0.00%	22		0			N		9		
123630	Pokhara Metro City	11/20/2014	Active	15	4	13	-9	-37.50%	27	9	0				S,VP,SC	4	\$902.55	
Exc Award (06/30/2019)																		
101517	POKHARA MUNAL	03/03/2008	Active	46	0	0	0	0.00%	46		0			N	P,T,M,VP,SC	3		
153342	Pokhara Sanskar	02/07/2023	Active	16	0	9	-9	-36.00%	25	3	0			N	SC	9		
147431	Rasuwa Gosainkunda	07/05/2021	Active	22	5	0	5	29.41%	22		5			N	M,VP,SC	8		
48899	TANAHUN	09/12/1988	Active	30	0	0	0	0.00%	36		0			N	S,T,VP,SC	16		
122534	Tanahun Bhanubhakta	06/20/2014	Active	21	5	6	-1	-4.55%	22	7	1		2	N	T	4		
135693	Tanahun Damauli	07/24/2018	Active	52	16	1	15	40.54%	39	0	1			N	SC	1		
121437	Tanahun Dumre	02/26/2014	Active	16	5	0	5	45.45%	11		3		2	N	T,M,VP,SC	4		
135675	Tanahun Khairenitar	07/16/2018	Active	27	1	0	1	3.85%	26		1		2	R	S,T,M,VP,SC	1		
142105	Tanahun Myagde	07/24/2020	Active(1)	25	0	10	-10	-28.57%	35	3	0			N	T,M,SC	0		
124157	Tanahun Satyabati	02/20/2015	Active	32	2	3	-1	-3.03%	36	7	1			N	SC	0		
118429	TANAHUN VYAS CITY	01/08/2013	Active(1)	28	0	0	0	0.00%	29		11			N	S,M,VP,SC	11		



## Club Health Assessment for District 325 L through May 2025

			Status	Membership						Reports					Finance	LCIF	
Club Number	Club Name	Charter Date		Current Member Count	YTD Members Added	YTD Members Dropped	YTD Net Growth	YTD Net Growth%	Member Count 12 Months Ago	Avg. length of service for dropped members	Months Since Last MMR ***	Yrs. Since Last Officer Report	President Rotation	Vice President Reported ****	Months Since Last Activity Report ***	Account Balance	Donations for current Fiscal Year
			Number of times on status quo within last two years	If below 15 members appears				If net loss is greater than 20% appears			If no report in 3 months appears in	When more than one year appears in	Number of repeat terms	Notes the officers that do not have an active	If no report at 12 months appears in red		

Clubs Cancelled Previous Fiscal Year – Clubs Cancelled within last 12 months may be reinstated

Club Number	Club Name	Charter Date	Current Status*	Cancellation Date
140562	Kathmandu Aarogya Nepal	12/17/2019	Cancelled(8*)	06/29/2024
142272	Kathmandu Bagmati State	08/06/2020	Cancelled(8*)	12/29/2023
152075	Kathmandu Benevolent Professionals	09/23/2022	Cancelled(8*)	12/29/2023
129575	Kathmandu Brothers Chhabdi Barahi	12/12/2016	Cancelled(8*)	08/29/2023
129747	Kathmandu Great Nepal	01/23/2017	Cancelled(8*)	08/29/2023
154866	Kathmandu Gunakeshari White	06/20/2023	Cancelled(8*)	02/29/2024
153152	Kathmandu Nagarjun View	12/12/2022	Cancelled(8*)	12/29/2023
147422	Kathmandu Nala Kavre	07/30/2021	Cancelled(8*)	12/29/2023
149220	Kathmandu New Everest Sunshine	01/04/2022	Cancelled(8*)	01/29/2024
152103	Kathmandu Sani Bheri	12/06/2022	Cancelled(8*)	06/29/2024
144777	Kathmandu Union	12/31/2020	Cancelled(8*)	02/29/2024
135688	Pokhara School Chautari	07/18/2018	Cancelled(8*)	06/29/2024

Current Total Clubs Count	YTD New Clubs Count	YTD Cancelled Clubs Count	YTD Net Club Gain	Current Total Members Count	YTD Add	YTD Drop	YTD Net Growth	YTD Net Growth %	Member Count 12 Months Ago	Average Member Count Per Club	% of Clubs with less than 20 members	% No MMR in 3 Months	% No Officer Report in 12 Months	% of Clubs with balance 90+ days	Number of Clubs in Status Quo	% Status Quo Clubs in Financial Suspension	Number of Cancelled Clubs	Average Cancelled Club Age	Members Lost Due to Cancellation	% of Clubs Cancelled for Non-Financial Reasons
112	14	5	9	2,456	522	426	96	4.07%	2,521	22	36%	46%	4%	21%	10	100%	5	11	55	-220%

\* - P - Priority Club. Cancellation Reasons: 1-Objectives/conduct, 2-Non-active club, 5-Non-existing club, 6-Disbanding, 7-Merger, 8-Financial Suspension, 9-District/Multiple District Dues.

\*\* - Abbreviation: P-President, S-Secretary, T-Treasurer, M-Member Chairperson, VP-First Vice President, MC-Communications Chairperson, SC-Service Chairperson

\*\*\* - Abbreviation: N/R - Never reported using the Lions Clubs website, N/A - Not applicable, No password registered for the Lions Clubs website.

\*\*\*\* - Abbreviation: N - New, IP - Immediate Past, R - Repeat.



# Club Health Assessment for District 325 M through May 2025

			Status	Membership							Reports					Finance	LCIF			
Club Number	Club Name	Charter Date		Current Member Count	YTD Members Added	YTD Members Dropped	YTD Net Growth	YTD Net Growth%	Member Count 12 Months Ago	Avg. length of service for dropped members	Months Since Last MMR ***	Yrs. Since Last Officer Report	President Rotation	Vice President Reported ****	Months Since Last Activity Report ***	Account Balance	Donations for current Fiscal Year			
			Number of times on status quo within last two years	If below 15 members appears					If net loss is greater than 20% appears						If no report in 3 months appears in	When more than one year appears in	Number of repeat terms	Notes the officers that do not have appears in an active red		
Clubs less than two years old																				
155255	Bheerkot	08/16/2023	Active	49	5	0	5	11.36%	40		5			N	S,T,M,VP,SC	5		\$900.16		
172635	Kathmandu Aagantuk	12/28/2024	Active	20	20	0	20	100.00%	0		5			N	M,SC	N/R				
156763	Kathmandu Active Friends	11/27/2023	Active	38	1	4	-3	-7.32%	34	1	5		2	R	T,M,VP,SC	2				
172522	Kathmandu Bright Himalaya	07/16/2024	Active	17	17	0	17	100.00%	0		2			N	M,SC	2				
155130	Kathmandu Clean City	07/28/2023	Active(1)	20	0	0	0	0.00%	20		9			N	M,SC	10	90+ Days			
156348	Kathmandu Deurali Bhanjyang	11/01/2023	Active	21	1	4	-3	-12.50%	23	1	0		2	N	S,T,M,VP,SC	7		\$200.29		
157243	Kathmandu Footwear Team	01/29/2024	Active	27	0	0	0	0.00%	23		11			N	P,T,M,VP,SC	4				
178426	Kathmandu Global Dreams	09/30/2024	Active	20	20	0	20	100.00%	0		6			N	M,SC	3				
179016	Kathmandu Global Hands	09/30/2024	Active	17	20	3	17	100.00%	0	0	3			IP	S,M,SC	1				
157831	Kathmandu Goodwill	04/01/2024	Active	11	0	9	-9	-45.00%	20	1	2		2		T,M,VP,SC	3				
172523	Kathmandu Heritage	07/16/2024	Active	28	28	0	28	100.00%	0		1			N	T,M,VP,SC	4				
157132	Kathmandu Kankai	06/21/2024	Status Quo(1)	9	0	12	-12	-57.14%	0	1	0				M,VP,SC	5	90+ Days			
172638	Kathmandu New Helping Hands	07/24/2024	Active	20	20	0	20	100.00%	0		8			N	M,SC	9	90+ Days			
155042	Kathmandu New Road	07/28/2023	Active	33	3	9	-6	-15.38%	39	1	1		2	R	M,SC	3				
155537	Kathmandu Peoples Team	02/21/2024	Active	25	2	4	-2	-7.41%	21	1	3		2	R	T,M,VP,SC	3				
157832	Kathmandu Sun City	03/28/2024	Active	19	0	0	0	0.00%	20		10		2	R	M,SC	5	90+ Days			
172567	Kathmandu Surveyors	07/16/2024	Active	21	21	0	21	100.00%	0		7			N	T,M,SC	10				
157791	Kathmandu Suryamukhi Team	03/28/2024	Active	20	0	0	0	0.00%	20		11		2	R	T,M,VP,SC	0				
155034	Kathmandu Together Forever	07/28/2023	Active	37	5	1	4	12.12%	30	1	0			N	M,SC	2		\$3,096.99		
Exc Award (06/30/2024)																				
180191	Pokhara Baglung	12/30/2024	Active	20	20	0	20	100.00%	0		1			N	M,SC	0				
172637	Pokhara Unique Village	10/01/2024	Active	16	16	0	16	100.00%	0		7			N	M,SC	N/R	90+ Days			
178797	Pokhara Automobile Town	09/30/2024	Active	20	20	0	20	100.00%	0		8			N	T,M,SC	N/A				
179031	Pokhara Blue Town	09/30/2024	Active	20	20	0	20	100.00%	0		8			N	M,SC	N/R				





# Club Health Assessment for District 325 M through May 2025

			Status	Membership							Reports					Finance	LCIF
Club Number	Club Name	Charter Date		Current Member Count	YTD Members Added	YTD Members Dropped	YTD Net Growth	YTD Net Growth%	Member Count 12 Months Ago	Avg. length of service for dropped members	Months Since Last MMR ***	Yrs. Since Last Officer Report	President Rotation	Vice President Reported ****	Months Since Last Activity Report ***	Account Balance	Donations for current Fiscal Year
			Number of times on status quo within last two years	If below 15 members appears				If net loss is greater than 20% appears			If no report in 3 months appears in	When more than one year appears in	Number of repeat terms	Notes the officers that do not have an active	If no report at 12 months red		
178799	Pokhara Central Point	09/30/2024	Active	20	20	0	20	100.00%	0		2			N	M,SC	2	
156340	Pokhara Fishtail City Star	10/09/2023	Active	20	0	1	-1	-4.76%	21	1	0			N	P,T,M,SC	2	
178990	Pokhara Miteri Sajha Chautari	09/30/2024	Active	20	20	0	20	100.00%	0		5			N	M,SC	2	
180973	Pokhara Monalisa	03/06/2025	Newly Chartered	20	20	0	20	100.00%	0		2			N	M,SC	N/R	
153734	Pokhara Panchase View Town	06/19/2023	Active(1)	20	21	21	0	0.00%	20	2	3		3	R	T,M,SC	9	90+ Days
174102	Syangja Town	07/19/2024	Active	20	20	0	20	100.00%	0		5			N	M,SC	3	
Clubs more than two years old																	
147408	Arghakhanchi	07/21/2021	Active	28	0	7	-7	-20.00%	35	3	1			R	P,T,M,VP,SC	4	90+ Days
Exc Award (06/30/2023)																	
148705	Arghakhanchi Panini	10/26/2021	Active	15	0	0	0	0.00%	15		6			N	S,T,M,SC	6	90+ Days
152458	Belchautara Town	08/31/2022	Active	15	0	5	-5	-25.00%	20	2	0			N	T,M,VP,SC	6	
143338	Bhimad Green City	10/29/2020	Active	23	2	0	2	9.52%	25		6			N	S,M,VP,SC	2	
Exc Award (06/30/2023, 06/30/2024)																	
148583	Bhimad Green Valley	10/26/2021	Active(1)	18	20	18	2	12.50%	16	3	0		2	R	P,S,T,M,VP SC	10	90+ Days
121777	Dhading Malekhu Town	04/08/2014	Active	34	2	0	2	6.25%	39		9			N	P,M,VP,SC	10	90+ Days
84302	DULEGAUNDA KHAIRANI CITY	02/28/2005	Active	32	1	6	-5	-13.51%	37	8	1			N	M,SC	5	
Exc Award (06/30/2023)																	
110313	GALYANG CITY	02/10/2011	Active	31	2	0	2	6.90%	29		9			N	T,M,VP,SC	9	
141049	Gulmi Resunga	02/28/2020	Active	20	0	0	0	0.00%	20		4			R	S,T,M,SC	10	
Exc Award (06/30/2024)																	
152290	Gulmi Simichaur	08/31/2022	Active	11	0	0	0	0.00%	11		18	1	None		P,S,T,M,VP SC	10	90+ Days
134407	Gulmi Tamghas	04/27/2018	Active	18	0	2	-2	-10.00%	20	7	5			N	P,T,M,VP,SC	10	
Exc Award (06/30/2024)																	
139006	Kathmandu Aagaman	08/22/2019	Active	26	3	3	0	0.00%	30	1	2			N	T,M,SC	8	\$900.31
Exc Award (06/30/2020, 06/30/2021, 06/30/2022)																	
138808	Kathmandu Aarambha Deurali	09/16/2019	Active	38	7	4	3	8.57%	35	3	1			N	M,SC	1	\$1,448.23



# Club Health Assessment for District 325 M through May 2025

			Status	Membership						Reports					Finance	LCIF	
Club Number	Club Name	Charter Date		Current Member Count	YTD Members Added	YTD Members Dropped	YTD Net Growth	YTD Net Growth%	Member Count 12 Months Ago	Avg. length of service for dropped members	Months Since Last MMR ***	Yrs. Since Last Officer Report	President Rotation	Vice President Reported ****	Months Since Last Activity Report ***	Account Balance	Donations for current Fiscal Year
			Number of times on status quo within last two years	If below 15 members appears				If net loss is greater than 20% appears			If no report in 3 months appears in	When more than one year appears in	Number of repeat terms	Notes the officers that do not have an active	If no report at 12 months red		
Exc Award (06/30/2021, 06/30/2023, 06/30/2024)																	
143150	Kathmandu Aayam	11/02/2020	Active(1)	16	0	2	-2	-11.11%	18	3	4			N	M,SC	4	90+ Days
148209	Kathmandu Acme Team	09/22/2021	Active	34	1	0	1	3.03%	33		1			N	P,T,M,VP,SC	1	\$100.66
Exc Award (06/30/2024)																	
139101	Kathmandu Anmol	08/23/2019	Active	11	0	0	0	0.00%	11		12		2	N	S,T,M,SC	10	90+ Days
152514	Kathmandu Annapurna Deurali	08/31/2022	Active(1)	12	1	5	-4	-25.00%	13	2	5			N	S,T,M,VP,SC	4	
152292	Kathmandu Arunodaya	08/30/2022	Active(1)	17	1	0	1	6.25%	26		8				M,VP,SC	0	
151983	Kathmandu Atal Indrawati	08/30/2022	Active(1)	15	1	6	-5	-25.00%	15	3	0			N	P,T,M,VP,SC	4	90+ Days
138879	Kathmandu Atal Pinglasthan	07/30/2019	Active	30	5	0	5	20.00%	28		9			N	T	4	\$798.61
Exc Award (06/30/2021, 06/30/2023)																	
129176	Kathmandu Baisdhara	10/20/2016	Active	22	1	3	-2	-8.33%	24	2	0			N	T,M,SC	3	\$100.72
Exc Award (06/30/2024)																	
126774	Kathmandu Bajrabarahi Town	02/19/2016	Cancelled(8*)	0	0	10	-10	-100.00%	10	5	8		None		P,S,T,M,VP SC	10	90+ Days
142716	Kathmandu Bibhuti Century	09/28/2020	Active(1)	8	2	23	-21	-72.41%	26	3	0				M,VP,SC	1	90+ Days
Exc Award (06/30/2024)																	
154324	Kathmandu Bibhuti Chhahari	05/17/2023	Active	20	0	0	0	0.00%	20		5			N	T,M,VP,SC	2	\$100.27
153674	Kathmandu Bishnudevi	03/08/2023	Cancelled(8*)	0	0	20	-20	-100.00%	20	2	18		None		P,S,T,M,VP SC	7	90+ Days
101643	KATHMANDU BRIGHT STAR	03/31/2008	Active	20	0	0	0	0.00%	20		4			N	T,SC	4	\$100.29
Exc Award (06/30/2024)																	
143339	Kathmandu Buddhaland Chautara	12/15/2020	Active	22	5	0	5	29.41%	17		9			N	S,M,SC	10	\$100.29
140256	Kathmandu Central Lumbini	11/14/2019	Active(1)	14	1	0	1	7.69%	13		3			N	M,VP,SC	2	
103701	KATHMANDU CENTRAL TOWN	09/24/2008	Cancelled(8*)	0	0	18	-18	-100.00%	18	12	5		None		P,S,T,M,VP SC	20	90+ Days
120340	Kathmandu Chandragiri	09/16/2013	Active	38	3	0	3	8.57%	32		0				M,VP,SC	10	\$200.58
Exc Award (06/30/2017, 06/30/2020, 06/30/2024)																	
56770	KATHMANDU DEURALI	04/03/1995	Active	42	4	8	-4	-8.70%	47	2	4			N	M,SC	1	\$1,801.37
Exc Award (06/30/2017, 06/30/2018, 06/30/2024)																	
142090	Kathmandu Deurali Buddhaland	07/15/2020	Active	20	2	0	2	11.11%	18		2			R	M,VP,SC	7	\$301.32



# Club Health Assessment for District 325 M through May 2025

			Status	Membership							Reports					Finance		LCIF
Club Number	Club Name	Charter Date		Current Member Count	YTD Members Added	YTD Members Dropped	YTD Net Growth	YTD Net Growth%	Member Count 12 Months Ago	Avg. length of service for dropped members	Months Since Last MMR ***	Yrs. Since Last Officer Report	President Rotation	Vice President Reported ****	Months Since Last Activity Report ***	Account Balance	Donations for current Fiscal Year	
			Number of times on status quo within last two years	If below 15 members appears				If net loss is greater than 20% appears			If no report in 3 months appears in	When more than one year appears in	Number of repeat terms	Notes the officers that do not have an active	If no report at 12 months appears in red			
138855	Kathmandu Deurali Subha Aarambha	09/19/2019	Active(1)	6	0	0	0	0.00%	6		4		2	S,M,VP,SC	8			
143151	Kathmandu Deurali Tokha Dhapasi	10/15/2020	Active(1)	18	0	0	0	0.00%	18		18		None	P,S,T,M,VP SC	N/A			
131452	Kathmandu Dhikura	06/19/2017	Active	36	2	0	2	5.88%	25		7		N	S,M,VP,SC	2		\$898.06	
	Exc Award (06/30/2024)																	
130620	Kathmandu Ghansi Nepal	04/04/2017	Active	26	0	3	-3	-10.34%	30	6	4		R	T,M,VP,SC	5			
122775	Kathmandu Global Friendship	07/16/2014	Active	16	4	0	4	33.33%	12		7		N		0		\$901.80	
123406	Kathmandu Global Town	10/27/2014	Active	35	8	3	5	16.67%	30	7	3		N	M,VP,SC	1		\$301.03	
	Exc Award (06/30/2020, 06/30/2024)																	
152135	Kathmandu Gravity	08/22/2022	Cancelled(8*)	0	0	20	-20	-100.00%	20	2	4		None	P,S,T,M,VP SC	10	90+ Days		
152155	Kathmandu Great Vision	08/30/2022	Active(1)	6	20	34	-14	-70.00%	20	3	0		None	P,S,M,VP,SC	2	90+ Days		
128511	Kathmandu Green City	10/12/2016	Active	34	2	7	-5	-12.82%	39	1	1		N	S,M,SC	9		\$100.02	
	Exc Award (06/30/2023, 06/30/2024)																	
57939	KATHMANDU GULMI	03/05/1996	Active	76	1	1	0	0.00%	70	3	0		N	M,SC	2			
	Exc Award (06/30/2017, 06/30/2020, 06/30/2024)																	
152086	Kathmandu Helping Horizon	11/03/2022	Cancelled(8*)	0	0	24	-24	-100.00%	22	2	5		None	P,S,T,M,VP SC	N/A	90+ Days		
152242	Kathmandu Him Rashmi	08/22/2022	Cancelled(8*)	0	0	21	-21	-100.00%	21	2	5		None	P,S,T,M,VP SC	10	90+ Days		
152156	Kathmandu Kaushal	08/22/2022	Cancelled(8*)	0	0	21	-21	-100.00%	21	2	5	1	None	P,S,T,M,VP SC	21	90+ Days		
151984	Kathmandu Kuldevata	07/28/2022	Active	18	2	6	-4	-18.18%	22	4	0		N	T,M,SC	0			
	Exc Award (06/30/2023)																	
153308	Kathmandu Legendary	01/03/2023	Active	55	7	3	4	7.84%	46	2	1		N		1		\$699.91	
	Exc Award (06/30/2024)																	
125659	Kathmandu Lumbini	08/27/2015	Active	40	0	0	0	0.00%	40		2		N	M,VP,SC	4		\$1,301.88	
	Exc Award (06/30/2018, 06/30/2020, 06/30/2024)																	
152920	Kathmandu Mimosa Youth	10/27/2022	Active	16	35	71	-36	-69.23%	52	2	0		N	S,M,SC	23			
	Exc Award (06/30/2023, 06/30/2024)																	
128865	Kathmandu Mount Annapurna	09/26/2016	Active	10	0	1	-1	-9.09%	11	8	2			P,T,M,VP,SC	3			
152368	Kathmandu Nepa Valley	08/30/2022	Active	8	0	0	0	0.00%	7		11		N	M,SC	8	90+ Days		



# Club Health Assessment for District 325 M through May 2025

Club Number	Club Name	Charter Date	Status	Membership							Reports					Finance	LCIF
				Current Member Count	YTD Members Added	YTD Members Dropped	YTD Net Growth	YTD Net Growth%	Member Count 12 Months Ago	Avg. length of service for dropped members	Months Since Last MMR ***	Yrs. Since Last Officer Report	President Rotation	Vice President Reported ****	Months Since Last Activity Report ***	Account Balance	Donations for current Fiscal Year
			Number of times on status quo within last two years	If below 15 members appears				If net loss is greater than 20% appears			If no report in 3 months appears	When more than one year appears in	Number of repeat terms	Notes the officers that do not have an active	If no report at 12 months appears in red		
140623	Kathmandu New Aarambha Deurali	12/31/2019	Active(2)	8	1	9	-8	-50.00%	14	3	4			N	M,VP,SC	3	\$100.00
120272	Kathmandu Peace Town	09/09/2013	Active(1)	9	0	0	0	0.00%	9		12		2	N	T,M,VP,SC	10	
129783	Kathmandu Prabhu (RT)	01/24/2017	Active	14	0	0	0	0.00%	26		3				S,T,M,VP,SC	5	
	Exc Award (06/30/2018, 06/30/2023)																
147616	Kathmandu Purna Tara	07/29/2021	Active	22	2	0	2	10.00%	27		1			N	T,M,SC	9	
	Exc Award (06/30/2023)																
120298	Kathmandu Resunga	09/11/2013	Active	47	2	0	2	4.44%	45		0			N	T,M,SC	0	\$1,009.21
	Exc Award (06/30/2017, 06/30/2018, 06/30/20)																
138945	Kathmandu Sajha Anugaman	09/10/2019	Active	24	1	0	1	4.35%	23		1			N	T,M,VP,SC	1	\$100.29
	Exc Award (06/30/2024)																
136601	Kathmandu Sajha Fulbari	10/10/2018	Active	40	0	5	-5	-11.11%	45	5	1			N	SC	0	\$2,005.61
	Exc Award (06/30/2020, 06/30/2023)																
129256	Kathmandu T Kapan	01/03/2017	Cancelled(8*)	0	0	21	-21	-100.00%	15	3	5		None		P,S,T,M,VP SC	24+	90+ Days
153721	Kathmandu Town	05/10/2023	Cancelled(8*)	0	0	20	-20	-100.00%	20	2	8		None		P,S,T,M,VP SC	N/R	90+ Days
139712	Kathmandu Welcome Century	09/25/2019	Active	26	6	3	3	13.04%	23	5	1			N	T,M,SC	6	\$100.01
147464	Pokhara Aayam Chautari	07/20/2021	Active	15	2	11	-9	-37.50%	24	3	0			N	M,VP,SC	1	
142737	Pokhara Ankhijhyal	08/31/2020	Active	14	2	0	2	16.67%	20		1			N		1	
128434	Pokhara Bhrikuti	08/02/2016	Active	31	0	1	-1	-3.13%	32	9	1			N	SC	2	\$1,409.22
	Exc Award (06/30/2024)																
125429	Pokhara Birauta Sajha Chautari	07/22/2015	Active	33	1	1	0	0.00%	35	9	2			N	S,T,M,SC	2	\$900.06
	Exc Award (06/30/2020)																
142923	Pokhara Blue Sky	10/22/2020	Active	26	0	2	-2	-7.14%	30	4	1			N	M,SC	6	
130710	Pokhara Central Century	04/19/2017	Active	11	0	1	-1	-8.33%	12	1	8			R	T,VP,SC	2	
85963	POKHARA CENTRAL TOWN	03/22/2005	Active	39	1	0	1	2.63%	38		0			N	M,SC	4	\$1,902.93
	Exc Award (06/30/2024)																
147046	Pokhara Civil Society	07/15/2021	Active	22	4	0	4	22.22%	21		8			N	T,M	1	
	Exc Award (06/30/2023)																



# Club Health Assessment for District 325 M through May 2025

			Status	Membership							Reports					Finance		LCIF
Club Number	Club Name	Charter Date		Current Member Count	YTD Members Added	YTD Members Dropped	YTD Net Growth	YTD Net Growth%	Member Count 12 Months Ago	Avg. length of service for dropped members	Months Since Last MMR ***	Yrs. Since Last Officer Report	President Rotation	Vice President Reported ****	Months Since Last Activity Report ***	Account Balance	Donations for current Fiscal Year	
			Number of times on status quo within last two years	If below 15 members appears				If net loss is greater than 20% appears			If no report in 3 months appears in	When more than one year appears in	Number of repeat terms	Notes the officers that do not have appears in an active	If no report at 12 months red			
147078	Pokhara Clean Fishtail City	07/05/2021	Cancelled(8*)	0	0	17	-17	-100.00%	17	4	9	2	None	P,S,T,M,VP SC	24+	90+ Days		
128929	Pokhara Destination	10/12/2016	Active	24	2	2	0	0.00%	26	1	2			N	1		\$100.02	
132659	Pokhara Diamond Village	09/15/2017	Active	28	0	0	0	0.00%	28		16			N	2		\$200.51	
	Exc Award (06/30/2024)																	
120865	Pokhara Downtown	12/05/2013	Active(1)	11	0	0	0	0.00%	23		11			S,T,M,VP,SC	10			
	Exc Award (06/30/2019)																	
152955	Pokhara Dream City	11/04/2022	Cancelled(8*)	0	0	20	-20	-100.00%	20	2	5	1	None	P,S,T,M,VP SC	10	90+ Days		
140609	Pokhara Everest Town	12/31/2019	Active	18	8	0	8	80.00%	10		3			N	10		\$100.27	
62916	POKHARA FISHTAIL CITY	03/14/2000	Active	65	4	1	3	4.84%	64	25	0			N	1		\$2,003.33	
	Exc Award (06/30/2020, 06/30/2021, 06/30/2022)																	
142898	Pokhara Galeshwor Century	09/21/2020	Active	9	0	0	0	0.00%	9		19		None	P,S,T,M,VP SC	19	90+ Days		
142405	Pokhara Gandaki Pradesh	08/13/2020	Active	18	3	0	3	20.00%	15		4			N	1			
143501	Pokhara Garden	12/28/2020	Active	14	5	1	4	40.00%	14	0	1			N	2			
120116	POKHARA GATISIL	08/08/2013	Active	29	3	8	-5	-14.71%	34	7	1			N	2			
	Exc Award (06/30/2020, 06/30/2024)																	
128925	POKHARA GATISIL MANJARI	10/21/2016	Active	22	0	2	-2	-8.33%	24	3	8			N	4		\$99.73	
	Exc Award (06/30/2018)																	
140450	Pokhara Gatisil Star	12/16/2019	Active(1)	17	2	0	2	13.33%	20		7			N	6			
138819	Pokhara Global Century	10/03/2019	Active(1)	9	0	0	0	0.00%	9		22		None	P,S,T,M,VP SC	N/A			
106576	POKHARA GOLDEN CHAUTARI	09/09/2009	Active	67	3	1	2	3.08%	65	0	0			N	0		\$500.05	
	Exc Award (06/30/2019, 06/30/2024)																	
152294	Pokhara Golden Fishtail City	08/31/2022	Active	18	5	0	5	38.46%	17		4			N	8			
127323	Pokhara Golden Society	04/21/2016	Active	25	1	9	-8	-24.24%	33	7	0			N	3		\$1,000.05	
	Exc Award (06/30/2024)																	
139130	Pokhara Golden Village	12/12/2019	Active	21	1	0	1	5.00%	20		1			N	9	90+ Days		
	Exc Award (06/30/2024)																	
125046	Pokhara Green City	06/15/2015	Active	24	5	0	5	26.32%	20		7			N	7			



# Club Health Assessment for District 325 M through May 2025

			Status	Membership							Reports					Finance		LCIF
Club Number	Club Name	Charter Date		Current Member Count	YTD Members Added	YTD Members Dropped	YTD Net Growth	YTD Net Growth%	Member Count 12 Months Ago	Avg. length of service for dropped members	Months Since Last MMR ***	Yrs. Since Last Officer Report	President Rotation	Vice President Reported ****	Months Since Last Activity Report ***	Account Balance	Donations for current Fiscal Year	
			Number of times on status quo within last two years	If below 15 members appears					If net loss is greater than 20% appears		If no report in 3 months appears in	When more than one year appears in	Number of repeat terms	Notes the officers that do not have an active	If no report at 12 months red			
142663	Pokhara Green Fishtail City	08/25/2020	Active	10	0	0	0	0.00%	10		17		2	S,T,M,VP,SC	3			
134857	Pokhara Green Hill	05/23/2018	Active	21	0	0	0	0.00%	21		5			N,SC	0			
118910	POKHARA GREEN TOWN	03/13/2013	Active	28	0	0	0	0.00%	28		1			N,T,M,VP,SC	3		\$299.15	
143179	Pokhara Green Wave	10/23/2020	Active	20	4	0	4	25.00%	14		0			N,T,M,VP,SC	1		\$100.02	
122994	Pokhara Helpful Hands	08/22/2014	Active	24	7	1	6	33.33%	18	3	2			R,T,M,VP,SC	3			
Exc Award (06/30/2020)																		
128933	Pokhara Kailash Chautari	10/10/2016	Active	21	1	2	-1	-4.55%	20	8	0			N,S,M,VP,SC	2		\$902.55	
133901	Pokhara Kalika View Town	03/20/2018	Active	29	2	6	-4	-12.12%	33	6	4			N,T,M,VP,SC	1		\$900.31	
142100	Pokhara Kohinoor Village	08/10/2020	Active	20	7	0	7	53.85%	15		2			N,T,M,VP,SC	2		\$806.16	
120478	Pokhara Lakeside	10/07/2013	Active	29	2	0	2	7.41%	27		7			N,S,T,SC	2		\$1,101.08	
Exc Award (06/30/2017, 06/30/2024)																		
147079	Pokhara Laltin Century	08/30/2021	Active	4	0	0	0	0.00%	4		0			IP,S,M	10			
104610	POKHARA MACHHAPUCHHRE	02/16/2009	Active	32	0	0	0	0.00%	32		10			N,T,M,SC	10			
Exc Award (06/30/2024)																		
125585	Pokhara Machhapuchhre Village	08/12/2015	Active	45	1	0	1	2.27%	44		6			N,T,M,SC	5		\$1,002.57	
Exc Award (06/30/2024)																		
123997	Pokhara Mid Town	01/27/2015	Active	51	13	0	13	34.21%	38		3			N,M,VP,SC	3		\$701.98	
Exc Award (06/30/2020, 06/30/2022, 06/30/2024)																		
140616	Pokhara Mount Fishtail City	12/31/2019	Active	5	0	5	-5	-50.00%	10	5	0			N,S,T,M,SC	10			
129254	Pokhara Mountain City	10/26/2016	Active	50	0	0	0	0.00%	50		9			N,P,M,VP,SC	1			
Exc Award (06/30/2017, 06/30/2018, 06/30/2024)																		
147469	Pokhara Natural Town	08/30/2021	Active	19	0	0	0	0.00%	19		20			T,M,VP,SC	9	90+ Days		
134146	Pokhara Nurses	03/29/2018	Active	16	2	6	-4	-20.00%	19	5	2			N	10		\$100.28	
Exc Award (06/30/2024)																		
152154	Pokhara Peace Eye	08/31/2022	Status Quo(2)	20	21	21	0	0.00%	20	2	5		3	P,M,VP,SC	10	90+ Days		
125519	Pokhara Peace Himalayan City	07/30/2015	Active	36	2	0	2	5.88%	35		9			N,T,M,SC	9			



# Club Health Assessment for District 325 M through May 2025

			Status	Membership							Reports					Finance		LCIF
Club Number	Club Name	Charter Date		Current Member Count	YTD Members Added	YTD Members Dropped	YTD Net Growth	YTD Net Growth%	Member Count 12 Months Ago	Avg. length of service for dropped members	Months Since Last MMR ***	Yrs. Since Last Officer Report	President Rotation	Vice President Reported ****	Months Since Last Activity Report ***	Account Balance	Donations for current Fiscal Year	
			Number of times on status quo within last two years	If below 15 members appears				If net loss is greater than 20% appears			If no report in 3 months appears in	When more than one year appears in	Number of repeat terms	Notes the officers that do not have an active	If no report at 12 months appears in red			
152515	Pokhara Raniban	12/21/2022	Active(1)	12	4	4	0	0.00%	13	2	5			N	T,M,SC	1		
135069	Pokhara Rising Star	06/12/2018	Active	43	5	0	5	13.16%	38		2			N	T,M	2	\$398.20	
	Exc Award (06/30/2024)																	
152296	Pokhara Samata Pradesh	11/01/2022	Active(1)	5	0	0	0	0.00%	5		6			N	S,M,VP,SC	9		
125430	Pokhara Santi Stupa Chautari	07/22/2015	Active	24	0	0	0	0.00%	24		9				S,T,M,VP,SC	24+	90+ Days	
152736	Pokhara Seven Star	11/01/2022	Active(1)	5	0	0	0	0.00%	5		20		None		P,S,T,M,VP SC	N/A		
130773	Pokhara Shangrila	04/25/2017	Active(1)	24	7	0	7	41.18%	21		1			N		1		
152087	Pokhara Shining Star	08/30/2022	Active	9	0	0	0	0.00%	20		11			R	M,SC	10	90+ Days	
129828	Pokhara Sky Town	01/31/2017	Active	15	1	3	-2	-11.76%	17	6	2			N	S,T,M,SC	4		
138917	Pokhara Smart Town	11/13/2019	Active	22	2	0	2	10.00%	20		9			N	VP,SC	4		
125731	Shuklagandaki	09/17/2015	Active	34	4	0	4	13.33%	31		5				S,T,M,VP,SC	5		
138918	Syangja Harinash	08/13/2019	Cancelled(8*)	0	0	15	-15	-100.00%	15	5	5	2	None		P,S,T,M,VP SC	24+	90+ Days	
138948	Syangja Putalibazar	07/31/2019	Active	30	0	0	0	0.00%	30		1			N	T,M,VP,SC	0	\$101.03	
126334	Tanahun Shuklagandaki Town	01/11/2016	Active	35	10	27	-17	-32.69%	46	7	2			N	T,M,VP,SC	9		
130873	Thaha Peace	05/09/2017	Active(1)	16	17	17	0	0.00%	18	6	3		2	R	M,SC	10	90+ Days	
110312	WALING CITY	02/10/2011	Active	31	0	0	0	0.00%	31		10			N	T,M,VP,SC	10		
141003	Waling Green Home	02/24/2020	Active	23	8	7	1	4.55%	22	3	7			N	S,T,M,SC	10		


Clubs Cancelled Previous Fiscal Year – Clubs Cancelled within last 12 months may be reinstated

Club Number	Club Name	Charter Date	Current Status*	Cancellation Date
127668	Dhading Dhunibeshi Town	06/02/2016	Cancelled(8*)	08/29/2023
140087	Kathmandu Deurali Dhapasi	10/30/2019	Cancelled(8*)	12/29/2023
138811	Kathmandu Deurali South Corner	08/12/2019	Cancelled(8*)	06/29/2024
121169	Kathmandu Kalanki Central Valley	01/21/2014	Cancelled(8*)	12/29/2023
115160	KATHMANDU KALIGANDAKI SAMRAKSHAK	12/06/2011	Cancelled(8*)	12/29/2023





## Club Health Assessment for District 325 M through May 2025



Club Number	Club Name	Charter Date	Status	Membership								Reports				Finance		LCIF		
				Current Member Count	YTD Members Added	YTD Members Dropped	YTD Net Growth	YTD Net Growth%	Member Count 12 Months Ago	Avg. length of service for dropped members	Months Since Last MMR ***	Yrs. Since Last Officer Report	President Rotation	Vice President Reported ****	Months Since Last Activity Report ***	Account Balance	Donations for current Fiscal Year			
			Number of times on status quo within last two years	If below 15 members appears				If net loss is greater than 20% appears			If no report in 3 months appears in	When more than one year appears in	Number of repeat terms	Notes the officers that do not have an active	If no report at 12 months appears in red					
139923	Kathmandu Prasanna Chef	10/01/2019	Cancelled(8*)					12/29/2023												
142102	Pokhara Diamond Town	09/02/2020	Cancelled(8*)					12/29/2023												
143208	Pokhara East Town	12/10/2020	Cancelled(8*)					06/29/2024												
142758	Pokhara Friends	09/10/2020	Cancelled(8*)					04/29/2024												
133079	Pokhara Lekhnath City	11/08/2017	Cancelled(8*)					12/29/2023												
147473	Syanja Aadhihola	08/30/2021	Cancelled(8*)					08/29/2023												
Current Total Clubs Count	YTD New Clubs Count	YTD Cancelled Clubs Count	YTD Net Club Gain	Current Total Members Count	YTD Add	YTD Drop	YTD Net Growth	YTD Net Growth %	Member Count 12 Months Ago	Average Member Count Per Club	% of Clubs with less than 20 members	% No MMR in 3 Months	% No Officer Report in 12 Months	% of Clubs with balance 90+ days	Number of Clubs in Status Quo	% Status Quo Clubs in Financial Suspension	Number of Cancelled Clubs	Average Cancelled Club Age	Members Lost Due to Cancellation	% of Clubs Cancelled for Non-Financial Reasons
140	15	12	3	3,306	669	672	-3	-0.09%	3,324	24	36%	56%	1%	17%	2	100%	12	10	227	-92%

\* - P - Priority Club. Cancellation Reasons: 1-Objectives/conduct, 2-Non-active club, 5-Non-existing club, 6-Disbanding, 7-Merger, 8-Financial Suspension, 9-District/Multiple District Dues.

\*\* - Abbreviation: P-President, S-Secretary, T-Treasurer, M-Member Chairperson, VP-First Vice President, MC-Communications Chairperson, SC-Service Chairperson

\*\*\* - Abbreviation: N/R - Never reported using the Lions Clubs website, N/A - Not applicable, No password registered for the Lions Clubs website.

\*\*\*\* - Abbreviation: N - New, IP - Immediate Past, R - Repeat.



# Club Health Assessment for District 325 N through May 2025

			Status	Membership						Reports					Finance		LCIF
Club Number	Club Name	Charter Date		Current Member Count	YTD Members Added	YTD Members Dropped	YTD Net Growth	YTD Net Growth%	Member Count 12 Months Ago	Avg. length of service for dropped members	Months Since Last MMR ***	Yrs. Since Last Officer Report	President Rotation	Vice President Reported ****	Months Since Last Activity Report ***	Account Balance	Donations for current Fiscal Year
			Number of times on status quo within last two years	If below 15 members appears				If net loss is greater than 20% appears			If no report in 3 months appears in	When more than one year appears in	Number of repeat terms	Notes the officers that do not have an active	If no report at 12 months red		
Clubs less than two years old																	
155235	Dang Gadwa	08/17/2023	Status Quo(1)	27	0	0	0	0.00%	27		17	1	None	P,S,T,M,VP SC	11	90+ Days	
156007	Dang Lumbini Vision	09/18/2023	Status Quo(1)	20	0	0	0	0.00%	20		20	1	None	P,S,T,M,VP SC	21	90+ Days	
176535	Deukhuri Goraksha	08/01/2024	Active	20	20	0	20	100.00%	0		9			T,M,VP,SC	N/A		
171972	Ghorahi Ambikeshwori	06/19/2024	Active	20	0	0	0	0.00%	0		5			N	0		
156827	Jajarkot Khalanga	12/26/2023	Active(1)	20	3	17	-14	-41.18%	34	1	0		2	R	M,SC	17	
155230	Kailali Gauriganga	09/11/2023	Active	20	0	0	0	0.00%	20		20	1	None	P,S,T,M,VP SC	N/R		
155317	Karnali Engineers	05/20/2024	Status Quo(1)	20	0	0	0	0.00%	20		17		None	P,S,T,M,VP SC	N/R	90+ Days	
174903	Kathmandu Gaau Besi Samaj	07/17/2024	Active	20	20	0	20	100.00%	0		0			N	8		
156830	Kathmandu Gaushala Pashupatinath	12/29/2023	Cancelled(8*)	0	0	20	-20	-100.00%	20	1	2		None	P,S,T,M,VP SC	N/A	90+ Days	
156976	Kathmandu Siddhartha SACAR	02/27/2024	Cancelled(8*)	0	0	21	-21	-100.00%	21	1	2		None	P,S,T,M,VP SC	N/R	90+ Days	
156886	Kohalpur Professional	12/27/2023	Active	13	0	0	0	0.00%	31		11		2	R	T,M,VP,SC	12	
156831	Lamahi Dang	12/26/2023	Active	23	0	0	0	0.00%	23		15		None	P,M,VP	N/A		
176994	Lamki city	08/08/2024	Active	20	20	0	20	100.00%	0		0			N	M,SC	8	
175337	Nepalgunj Gold	07/17/2024	Active	20	20	0	20	100.00%	0		5			N	SC	N/R	
157068	Nepalgunj Jeevan	12/29/2023	Active	30	0	0	0	0.00%	30		0		2	R	M,SC	5	
157924	Nepalgunj Thopa	04/02/2024	Active	14	0	6	-6	-30.00%	20	1	0		2	R		5	
155222	Pyuthan Bhitrikot	08/21/2023	Active	22	3	4	-1	-4.35%	20	1	5		2	N	M,SC	0	
156913	Pyuthan Dharmawati	02/21/2024	Active	17	0	6	-6	-26.09%	23	1	0		2	R	T,M,VP,SC	3	
172560	Pyuthan Fulbari	07/17/2024	Active	24	24	0	24	100.00%	0		0			N	M,SC	N/R	
172563	Pyuthan Hariom	08/09/2024	Active	13	20	7	13	100.00%	0	0	0				T,M,VP,SC	N/A	90+ Days
157062	Pyuthan Swargadwari	02/22/2024	Active	25	2	0	2	8.70%	23		0		2	N	T,M,VP,SC	0	\$999.98
179894	Rapti Capital	12/06/2024	Active	23	23	0	23	100.00%	0		0			N	M	0	
173762	Rukum Purva	07/17/2024	Active	20	20	0	20	100.00%	0		10			N	T,M,VP,SC	N/R	90+ Days
179601	Rukumkot	11/12/2024	Active	21	21	0	21	100.00%	0		6			N		N/A	



# Club Health Assessment for District 325 N through May 2025

			Status	Membership							Reports					Finance		LCIF
Club Number	Club Name	Charter Date		Current Member Count	YTD Members Added	YTD Members Dropped	YTD Net Growth	YTD Net Growth%	Member Count 12 Months Ago	Avg. length of service for dropped members	Months Since Last MMR ***	Yrs. Since Last Officer Report	President Rotation	Vice President Reported ****	Months Since Last Activity Report ***	Account Balance	Donations for current Fiscal Year	
			Number of times on status quo within last two years	If below 15 members appears				If net loss is greater than 20% appears			If no report in 3 months appears in	When more than one year appears in	Number of repeat terms	Notes the officers that do not have appears in an active	If no report at 12 months red			
155225	Surkhet Gurans	08/31/2023	Active	20	0	0	0	0.00%	21		10			N	4		\$200.05	
157031	Surkhet Sungava	06/19/2024	Active	20	0	0	0	0.00%	0		11		2	T,M,VP,SC	N/A	90+ Days		
Clubs more than two years old																		
147091	Achham	08/11/2021	Cancelled(8*)	0	0	16	-16	-100.00%	16	3	16		None	P,S,T,M,VP SC	N/R	90+ Days		
151603	Achham Sanfebagar	08/30/2022	Active	30	0	0	0	0.00%	30		15	1	None	P,S,T,M,VP SC	N/A	90+ Days		
125810	Attariya City	09/21/2015	Active(1)	20	0	0	0	0.00%	20		12			N	24+			
60588	BARDIYA	03/30/1998	Active(1)	10	0	1	-1	-9.09%	11	4	0			T,M,VP,SC	4			
132049	Bardiya Badhaiya Taal	07/03/2017	Active(1)	20	0	0	0	0.00%	22		4		3	N	16		\$900.31	
110042	BARDIYA BANSGADI	01/10/2011	Active	20	0	0	0	0.00%	20		14	1	None	P,S,T,M,VP SC	24+			
122804	Bardiya Magargadi	07/22/2014	Active(1)	13	1	0	1	8.33%	12		9			N	18			
123702	Birendranagar Surkhet	12/02/2014	Active	22	6	1	5	29.41%	17	1	1			N	1		\$400.41	
121130	Dailekh	01/14/2014	Active	28	2	6	-4	-12.50%	33	8	5			N	16			
58172	DANG	04/23/1996	Active	41	3	0	3	7.89%	38		2			R	9		\$1,800.62	
147800	Dang Capital	11/23/2021	Active(2)	17	2	1	1	6.25%	21	3	9			N	9			
129634	Dang Gurukul	12/19/2016	Cancelled(8*)	0	0	12	-12	-100.00%	12	3	6	1	None	P,S,T,M,VP SC	22	90+ Days		
109321	DANG NARAYANPUR	10/13/2010	Active	22	1	0	1	4.76%	21		0			N	9		\$1,100.36	
142769	Dang Rajvidhya	08/31/2020	Active	12	0	0	0	0.00%	12		0			R	1		\$500.18	
142046	Dhangadhi	07/13/2020	Active(1)	7	5	3	2	40.00%	18	1	5			N	4			
151931	Dhangadhi Aastha	08/30/2022	Active	16	6	6	0	0.00%	22	1	3			N	4			
132572	Dhangadhi Centennial	09/12/2017	Status Quo(1)	17	0	0	0	0.00%	21		11			N	16	90+ Days		
111655	DHANGADHI CITY	07/13/2011	Active	37	0	0	0	0.00%	38		0			T,M,VP,SC	13		\$200.07	
147075	Dhangadhi Everest	07/19/2021	Active(2)	12	0	8	-8	-40.00%	20	2	5			R	3			
117434	DHANGADHI GREEN CITY	07/17/2012	Active	18	1	7	-6	-25.00%	24	4	3			N	15			
101557	DHANGADHI HEALTH AND MEDICO	03/24/2008	Active(1)	22	0	5	-5	-18.52%	29	1	1			R	10			
142510	Dhangadhi Innovative	08/26/2020	Active	12	0	0	0	0.00%	11		11			N	23			



# Club Health Assessment for District 325 N through May 2025

			Status	Membership							Reports					Finance		LCIF
Club Number	Club Name	Charter Date		Current Member Count	YTD Members Added	YTD Members Dropped	YTD Net Growth	YTD Net Growth%	Member Count 12 Months Ago	Avg. length of service for dropped members	Months Since Last MMR ***	Yrs. Since Last Officer Report	President Rotation	Vice President Reported ****	Months Since Last Activity Report ***	Account Balance	Donations for current Fiscal Year	
			Number of times on status quo within last two years	If below 15 members appears				If net loss is greater than 20% appears			If no report in 3 months appears in	When more than one year appears in	Number of repeat terms	Notes the officers that do not have an active	If no report at 12 months red			
142232	Dhangadhi Khaptad	08/20/2020	Active(2)	8	8	0	8	100.00%	9		2		2	S,M,VP,SC	17			
132595	Dhangadhi Nainadevi	09/12/2017	Active(1)	15	0	2	-2	-11.76%	17	5	10			N	T,VP	16		
	Exc Award (06/30/2021)																	
141458	Dhangadhi Queen	04/13/2020	Active	4	0	2	-2	-33.33%	9	5	0			N	P,T,M,VP,SC	8		
142141	Dhangadhi Sambriddhi	07/14/2020	Status Quo(1)	16	0	0	0	0.00%	16		11	1	None	P,S,T,M,VP SC	14	90+ Days		
142511	Dhangadhi Sanjeevani	08/19/2020	Active	22	7	0	7	46.67%	15		8			N	M	1		
143239	Dhangadhi Star	10/13/2020	Active	11	1	0	1	10.00%	11		4		2	N		N/A		
117827	DHANGADHI SUKIRTI	09/12/2012	Active	27	0	0	0	0.00%	27		0			N	T,M,SC	5		
	Exc Award (06/30/2019, 06/30/2020)																	
147060	Dhangadhi Sundar Pashchim	07/04/2021	Active	20	0	0	0	0.00%	20		12			N	SC	4		
46792	DHANGADHI TOWN	12/29/1986	Active	52	7	7	0	0.00%	53	19	0			N	M,VP,SC	0	\$900.31	
149453	Dhangadhi Vision	01/03/2022	Active	20	4	5	-1	-4.76%	21	2	6			N		4	\$900.31	
142142	Dullu	07/14/2020	Cancelled(8*)	0	0	27	-27	-100.00%	27	4	5		None	P,S,T,M,VP SC	20	90+ Days		
108923	GHORAH CITY	07/15/2010	Active(1)	30	4	0	4	15.38%	26		0			N	SC	24+		
144572	Godawari Town	12/28/2020	Active(1)	12	0	4	-4	-25.00%	16	4	5				S,T,M,VP,SC	24+		
129674	Jumla	12/27/2016	Cancelled(8*)	0	0	19	-19	-100.00%	17	3	9		None	P,S,T,M,VP SC	15	90+ Days		
111656	KAILALI LAMKI	07/13/2011	Active	25	5	1	4	19.05%	20	1	5			N	M,SC	22		
118041	KAILALI LAMKI CREATIVE	12/21/2012	Active	20	2	2	0	0.00%	20	1	0			R	VP	0		
135875	Karnali	08/10/2018	Active	7	2	11	-9	-56.25%	19	4	5		2		S,T,M,VP,SC	9		
129703	Kathmandu Badhi Malika	01/04/2017	Active(1)	12	1	9	-8	-40.00%	20	4	0			R	S,T,M,SC	21	\$900.31	
	Exc Award (06/30/2019, 06/30/2020)																	
151333	Kathmandu Bhatbhateni	06/16/2022	Active	8	0	0	0	0.00%	8		21				T,M,VP,SC	21		
147807	Kathmandu Maitidevi	06/16/2022	Active	10	2	2	0	0.00%	17	2	7			N	M	1		
	Exc Award (06/30/2023)																	
140114	Kathmandu Ramaroshan	10/25/2019	Active(1)	7	0	5	-5	-41.67%	12	1	5				P,T,VP	0		
151349	Kathmandu Sadhana	06/17/2022	Active(3)	3	7	12	-5	-62.50%	8	2	0		2		T,M,VP,SC	N/R	90+ Days	



# Club Health Assessment for District 325 N through May 2025

			Status	Membership							Reports					Finance		LCIF
Club Number	Club Name	Charter Date		Current Member Count	YTD Members Added	YTD Members Dropped	YTD Net Growth	YTD Net Growth%	Member Count 12 Months Ago	Avg. length of service for dropped members	Months Since Last MMR ***	Yrs. Since Last Officer Report	President Rotation	Vice President Reported ****	Months Since Last Activity Report ***	Account Balance	Donations for current Fiscal Year	
			Number of times on status quo within last two years	If below 15 members appears				If net loss is greater than 20% appears			If no report in 3 months appears in	When more than one year appears in	Number of repeat terms		Notes the officers that do not have an active	If no report at 12 months appears in red		
151334	Kathmandu Swayambhunath	06/16/2022	Cancelled(8*)	0	0	20	-20	-100.00%	20	2	6		None		P,S,T,M,VP SC	21	90+ Days	
97341	KOHALPUR	06/20/2006	Active	25	4	1	3	13.64%	25	0	4			R	M,VP,SC	0		\$900.31
143000	Kohalpur Kasturi	09/23/2020	Active(2)	15	0	0	0	0.00%	15		12			N	T,M,SC	N/A		
133577	Kohalpur Sayapatri	01/17/2018	Active	31	4	0	4	14.81%	28		0			N	T,SC	3		\$200.05
Exc Award (06/30/2023)																		
128969	Lamki Academia	09/28/2016	Active(2)	18	1	0	1	5.88%	17		1			N	T	8		
61223	MAHAKALI MAHENDRANAGAR	11/04/1998	Active	23	1	0	1	4.55%	23		1			R		19		
Exc Award (06/30/2023)																		
117432	MAHENDRANAGAR CITY	07/18/2012	Active(2)	17	0	0	0	0.00%	17		3			N	VP,SC	20		\$400.14
110119	MAHENDRANAGAR JHALARI	01/24/2011	Active(1)	20	0	0	0	0.00%	20		15			N	P,S,M,SC	15		
111657	MAHENDRANAGAR KANCHANPUR	07/13/2011	Active	21	0	0	0	0.00%	25		11			N	P,S,T,VP	13		
132248	Mahendranagar Raanital	09/19/2017	Active	22	0	0	0	0.00%	22		10	1	None		P,S,T,M,VP SC	16		
138074	Mugu Rara	04/23/2019	Status Quo(1)	18	0	0	0	0.00%	18		22	1	None		P,S,T,M,VP SC	N/R	90+ Days	
60132	NEPALGANJ	12/01/1997	Active	60	8	11	-3	-4.76%	63	6	0			N		0		\$100.04
Exc Award (06/30/2018, 06/30/2021)																		
97677	NEPALGANJ BANKE NLF	09/05/2006	Active	14	1	7	-6	-30.00%	20	15	0			N	M,VP,SC	8		\$200.05
102264	NEPALGANJ CITY	06/04/2008	Active	20	3	0	3	17.65%	21		0			N	VP,SC	16		\$200.05
139097	Nepalgunj Annapurna	02/09/2020	Active(2)	9	0	1	-1	-10.00%	0	2	5		2	R	M,SC	24+		
98567	NEPALGUNJ BAGESHORI	02/14/2007	Active	26	2	0	2	8.33%	24		0			N	S,T,VP	2		
132048	Nepalgunj Bazar	07/12/2017	Active(2)	9	0	0	0	0.00%	14		11		None		P,S,T,M,VP	21		
Exc Award (06/30/2020)																		
105236	NEPALGUNJ BHERI	04/20/2009	Active	32	3	0	3	10.34%	29		0			N	T,VP	1		\$1,800.62
134956	Nepalgunj Everest	06/12/2018	Active	21	2	0	2	10.53%	21		0			N	S,M,SC	8		\$200.05
111295	NEPALGUNJ INNOVATIVE	06/17/2011	Active	20	0	1	-1	-4.76%	25	7	0			N	M,SC	10		
Exc Award (06/30/2018)																		
117430	NEPALGUNJ KHAJURA	07/18/2012	Active	24	0	1	-1	-4.00%	33	1	10			N	M,VP,SC	7		



# Club Health Assessment for District 325 N through May 2025

			Status	Membership							Reports					Finance		LCIF
Club Number	Club Name	Charter Date		Current Member Count	YTD Members Added	YTD Members Dropped	YTD Net Growth	YTD Net Growth%	Member Count 12 Months Ago	Avg. length of service for dropped members	Months Since Last MMR ***	Yrs. Since Last Officer Report	President Rotation	Vice President Reported ****	Months Since Last Activity Report ***	Account Balance	Donations for current Fiscal Year	
			Number of times on status quo within last two years	If below 15 members appears					If net loss is greater than 20% appears			If no report in 3 months appears in	When more than one year appears in	Number of repeat terms	Notes the officers that do not have an active	If no report at 12 months appears in red		
121109	Nepalgunj Mid-Town	01/21/2014	Active	14	0	0	0	0.00%	14		14	1	None	P,S,T,M,VP SC	21	90+ Days		
106312	NEPALGUNJ NEW ROAD	08/24/2009	Active	17	4	3	1	6.25%	17	4	0		N	M,SC	9		\$900.31	
145064	Nepalgunj Panchashil	02/10/2021	Active	12	0	0	0	0.00%	20		11		N	T,VP	6		\$200.05	
134970	Nepalgunj PNLF	06/07/2018	Active	21	1	0	1	5.00%	20		1		N	T,VP,SC	5		\$1,800.62	
95912	NEPALGUNJ SIDHI VINAYAK	02/24/2006	Active(1)	12	0	0	0	0.00%	12		12		N	T,M,VP,SC	22			
151427	Nepalgunj Sunrise	06/20/2022	Cancelled(8*)	0	0	17	-17	-100.00%	20	2	5	1	None	P,S,T,M,VP SC	21			
143244	Nepalgunj Synergy	10/13/2020	Active	19	0	0	0	0.00%	20		11		N	M,SC	N/A			
105354	NEPALGUNJ TOWN	05/04/2009	Active(2)	6	0	0	0	0.00%	9		11		None	P,S,T,M,VP SC	24+			
147820	Nepalgunj Unity	10/08/2021	Active(2)	14	10	7	3	27.27%	13	2	0		R	S	10		\$200.05	
135155	Nepalgunj Waterpark	06/19/2018	Active	12	0	0	0	0.00%	14		0		N	M	10		\$200.05	
110807	NEPALGUNJ YOUTH	04/25/2011	Active	14	0	0	0	0.00%	14		12		R	T	2			
102520	PYUTHAN	06/20/2008	Active	39	3	2	1	2.63%	38	6	0		N	T,M,SC	0	\$3,700.91		
109744	RAPTI AMBIKESHWARI	12/02/2010	Active	3	0	0	0	0.00%	3		23	1	None	P,S,T,M,VP SC	20			
135683	Rapti Engineering	02/25/2019	Active	12	0	8	-8	-40.00%	20	1	5		N	M	21			
151241	Rolpa	06/14/2022	Active(1)	18	9	5	4	28.57%	14	3	0			S,T,M,VP,SC	3	90+ Days		
105235	SHUKLAPHANTA MAHENDRANAGAR	04/17/2009	Active(1)	19	0	0	0	0.00%	19		12			S,T,M,VP,SC	15			
147823	Simta Surkhet	10/25/2021	Cancelled(8*)	0	0	13	-13	-100.00%	13	3	35	1	None	P,S,T,M,VP SC	N/R	90+ Days		
98566	SURKHET	02/14/2007	Active	17	1	7	-6	-26.09%	23	9	4		N	M,SC	20			
125704	Surkhet Bhairavsthan	09/01/2015	Active(1)	14	0	0	0	0.00%	14		2		None	P,S,T,M,VP SC	20			
109743	SURKHET BULBULE	12/02/2010	Active	31	2	9	-7	-18.42%	39	5	0		N	T,M,VP,SC	4	\$200.07		
Exc Award (06/30/2019)																		
119435	SURKHET CHHINCHU	05/30/2013	Active	20	3	4	-1	-4.76%	22	4	2		N	T,M,VP,SC	6			
137317	Surkhet City	01/22/2019	Active	24	4	0	4	20.00%	20		8		2	T,M,VP,SC	0	\$1,907.88		
147819	Surkhet Deuti	08/19/2021	Status Quo(2)	12	0	0	0	0.00%	12		16	1	None	P,S,T,M,VP SC	N/A	90+ Days		
144004	Surkhet Dobhanchaur	12/14/2020	Active	24	0	1	-1	-4.00%	25	4	5		N	VP,SC	2	\$400.10		



# Club Health Assessment for District 325 N through May 2025

			Status	Membership							Reports					Finance		LCIF
Club Number	Club Name	Charter Date		Current Member Count	YTD Members Added	YTD Members Dropped	YTD Net Growth	YTD Net Growth%	Member Count 12 Months Ago	Avg. length of service for dropped members	Months Since Last MMR ***	Yrs. Since Last Officer Report	President Rotation	Vice President Reported ****	Months Since Last Activity Report ***	Account Balance	Donations for current Fiscal Year	
			Number of times on status quo within last two years	If below 15 members appears				If net loss is greater than 20% appears			If no report in 3 months appears in	When more than one year appears in	Number of repeat terms	Notes the officers that do not have an active	If no report at 12 months appears in red			
153733	Surkhet Gangamala	02/21/2023	Active	15	0	1	-1	-6.25%	18	2	5			R	6			
147003	Surkhet Horizon	07/04/2021	Active(1)	15	0	5	-5	-25.00%	20	1	4			N	M,VP,SC	20		
143118	Surkhet Itram	09/30/2020	Cancelled(8*)	0	0	17	-17	-100.00%	17	4	24	1	None		P,S,T,M,VP SC	20	90+ Days	
111661	SURKHET KANKREBIHAR	07/14/2011	Active	21	2	1	1	5.00%	19	9	0			N	T,M,SC	0		
143870	Surkhet Matribhumi	12/08/2020	Active(1)	13	0	0	0	0.00%	13		15				T,M,VP,SC	24+	90+ Days	
142117	Surkhet Royal	07/15/2020	Active(1)	8	0	0	0	0.00%	8		24				T,M,VP,SC	24+	90+ Days	
132043	Surkhet Serophero	07/05/2017	Active	20	0	0	0	0.00%	20		9			N	M,SC	3		
132619	Surkhet Siddhapaila	10/31/2017	Active	25	1	3	-2	-7.41%	28	4	0			N	S,M,VP	0	\$200.05	
	Exc Award (06/30/2023)																	
109457	SURKHET VALLEY	11/01/2010	Active	15	5	6	-1	-6.25%	18	4	0		None	N	P,S,T,M,VP SC	4	\$1,000.17	
101394	SWARGADWARI	05/22/2008	Active	26	6	2	4	18.18%	22	1	2			N	T,M,VP	17	\$200.05	
108996	TIKAPUR	08/03/2010	Active	20	0	5	-5	-20.00%	25	6	5			R	T,SC	17		
117433	TIKAPUR CITY	08/01/2012	Active	16	0	4	-4	-20.00%	20	7	5			N	T,SC	20		
125805	Tikapur Town	09/21/2015	Active	17	0	0	0	0.00%	20		8			N	M	21		
107209	TULSIPUR	01/07/2010	Status Quo(1)	7	0	0	0	0.00%	7		24	1	None		P,S,T,M,VP SC	24+	90+ Days	
143095	Tulsipur Eshan	10/08/2020	Active	38	6	7	-1	-2.56%	40	4	0			N	T,SC	7		


Clubs Cancelled Previous Fiscal Year – Clubs Cancelled within last 12 months may be reinstated

Club Number	Club Name	Charter Date	Current Status*	Cancellation Date
152655	Dang Progressive	02/16/2023	Cancelled(8*)	06/29/2024
147216	Dang Teachers	07/19/2021	Cancelled(8*)	06/29/2024
148014	Dang Valley	11/17/2021	Cancelled(8*)	06/29/2024
149192	Darchula Lipulekh	12/09/2021	Cancelled(8*)	12/29/2023
145756	Deukhuri Dang	03/30/2021	Cancelled(8*)	06/29/2024
154887	Dhangadhi Navajeevan	06/21/2023	Cancelled(8*)	06/29/2024
151602	Dhangadhi Pushpanjali	11/14/2022	Cancelled(8*)	08/29/2023





## Club Health Assessment for District 325 N through May 2025



Club Number	Club Name	Charter Date	Status	Membership								Reports				Finance	LCIF			
				Current Member Count	YTD Members Added	YTD Members Dropped	YTD Net Growth	YTD Net Growth%	Member Count 12 Months Ago	Avg. length of service for dropped members	Months Since Last MMR ***	Yrs. Since Last Officer Report	President Rotation	Vice President Reported ****	Months Since Last Activity Report ***	Account Balance	Donations for current Fiscal Year			
			Number of times on status quo within last two years	If below 15 members appears				If net loss is greater than 20% appears			If no report in 3 months appears in	When more than one year appears in	Number of repeat terms	Notes the officers that do not have an active	If no report at 12 months appears in red					
145077	Dhangadhi Sarathi	02/15/2021	Cancelled(8*)	12/29/2023																
151346	Kathmandu Creative	06/17/2022	Cancelled(8*)	08/29/2023																
108993	NEPALGUNJ CENTRAL	08/02/2010	Cancelled(8*)	08/29/2023																
151219	Nepalgunj Dynamic Youth	06/13/2022	Cancelled(8*)	08/29/2023																
141771	Surkhet Chaugan	06/18/2020	Cancelled(8*)	08/29/2023																
Current Total Clubs Count	YTD New Clubs Count	YTD Cancelled Clubs Count	YTD Net Club Gain	Current Total Members Count	YTD Add	YTD Drop	YTD Net Growth	YTD Net Growth %	Member Count 12 Months Ago	Average Member Count Per Club	% of Clubs with less than 20 members	% No MMR in 3 Months	% No Officer Report in 12 Months	% of Clubs with balance 90+ days	Number of Clubs in Status Quo	% Status Quo Clubs in Financial Suspension	Number of Cancelled Clubs	Average Cancelled Club Age	Members Lost Due to Cancellation	% of Clubs Cancelled for Non-Financial Reasons
120	9	10	-1	2,292	359	424	-65	-2.76%	2,439	19	48%	59%	10%	13%	8	100%	10	7	182	-120%

\* - P - Priority Club. Cancellation Reasons: 1-Objectives/conduct, 2-Non-active club, 5-Non-existing club, 6-Disbanding, 7-Merger, 8-Financial Suspension, 9-District/Multiple District Dues.

\*\* - Abbreviation: P-President, S-Secretary, T-Treasurer, M-Member Chairperson, VP-First Vice President, MC-Communications Chairperson, SC-Service Chairperson

\*\*\* - Abbreviation: N/R - Never reported using the Lions Clubs website, N/A - Not applicable, No password registered for the Lions Clubs website.

\*\*\*\* - Abbreviation: N - New, IP - Immediate Past, R - Repeat.



# Club Health Assessment for District 325 P through May 2025

			Status	Membership							Reports					Finance		LCIF
Club Number	Club Name	Charter Date		Current Member Count	YTD Members Added	YTD Members Dropped	YTD Net Growth	YTD Net Growth%	Member Count 12 Months Ago	Avg. length of service for dropped members	Months Since Last MMR ***	Yrs. Since Last Officer Report	President Rotation	Vice President Reported ****	Months Since Last Activity Report ***	Account Balance	Donations for current Fiscal Year	
			Number of times on status quo within last two years	If below 15 members appears				If net loss is greater than 20% appears			If no report in 3 months appears in	When more than one year appears in	Number of repeat terms	Notes the officers that do not have an active	If no report at 12 months red			
Clubs less than two years old																		
178715	Bhairahawa West	09/23/2024	Active	23	23	0	23	100.00%	0		4			N	3		\$20.00	
175227	Butwal Asian	08/19/2024	Active	20	20	0	20	100.00%	0		4			N	M,SC	6		
155129	Butwal Bhrikuti Paradise	08/07/2023	Active	19	1	1	0	0.00%	28	1	0		2	N	S,M,SC	3	\$100.17	
156147	Butwal Bipana Excellence	09/25/2023	Active(1)	11	0	9	-9	-45.00%	20	1	3			N	M,VP,SC	9		
157917	Butwal Chandrakot	04/02/2024	Active	15	0	5	-5	-25.00%	20	1	4		2	R	S,M,VP,SC	4		
155115	Butwal Diamond	09/27/2023	Cancelled(8*)	0	0	14	-14	-100.00%	20	1	5		None		P,S,T,M,VP SC	N/R	90+ Days	
155986	Butwal Elite	09/08/2023	Active	25	8	0	8	47.06%	20		3			N		0	\$210.45	
157678	Butwal Grace	03/08/2024	Active	20	0	0	0	0.00%	20		9		2	R	M,SC	7		
172485	Butwal Hearts	07/10/2024	Active	20	20	0	20	100.00%	0		0			N		0	\$259.30	
175005	Butwal Helping Hands	07/17/2024	Active	20	26	6	20	100.00%	0	0	4			N	S,M,VP,SC	4		
181607	Butwal Jitgadhi Killa	05/19/2025	Newly Chartered	21	21	0	21	100.00%	0		0			N	T,M,VP,SC	N/R		
157634	Butwal Nawajyoti	03/13/2024	Active	20	0	0	0	0.00%	20		9		2	R	M,VP,SC	6	90+ Days	
180557	Butwal Shubhapaila	01/23/2025	Active	21	21	0	21	100.00%	0		3			N	M	3		
178988	Butwal Unity	09/30/2024	Active	20	20	0	20	100.00%	0		2			N		4		
156146	Devdaha United	09/25/2023	Active	29	3	3	0	0.00%	29	1	0		2	R	M,SC	4		
177356	Kathmandu Bhimeshwor	08/19/2024	Active	23	23	0	23	100.00%	0		4			N		9		
156113	Kathmandu Excellence Team	09/21/2023	Active	20	0	0	0	0.00%	20		10		None		P,S,T,M,VP SC	10	90+ Days	
180168	Kathmandu Kantipur City	12/26/2024	Active	20	20	0	20	100.00%	0		3			N	SC	N/A		
156276	Lalitpur Shikhar City	09/30/2023	Active(1)	4	1	0	1	33.33%	20		0		2	R	T,M,VP,SC	10		
175845	Lumbini Welfare	08/19/2024	Active	20	20	0	20	100.00%	0		4			N	M	N/R	90+ Days	
156297	Palpa Bipana Sittalpati	09/30/2023	Active	23	5	0	5	27.78%	19		3		2	N	M,SC	4		
178882	Palpa Pride	09/26/2024	Active	20	20	0	20	100.00%	0		4			N	M,VP,SC	1		
175468	Palpa Rishikesh	09/26/2024	Active	20	20	0	20	100.00%	0		4			N	M,VP,SC	6		



# Club Health Assessment for District 325 P through May 2025

			Status	Membership							Reports					Finance	LCIF
Club Number	Club Name	Charter Date		Current Member Count	YTD Members Added	YTD Members Dropped	YTD Net Growth	YTD Net Growth%	Member Count 12 Months Ago	Avg. length of service for dropped members	Months Since Last MMR ***	Yrs. Since Last Officer Report	President Rotation	Vice President Reported ****	Months Since Last Activity Report ***	Account Balance	Donations for current Fiscal Year
			Number of times on status quo within last two years	If below 15 members appears				If net loss is greater than 20% appears			If no report in 3 months appears in	When more than one year appears in	Number of repeat terms	Notes the officers that do not have an active	If no report at 12 months appears in red		
179014	Rupandehi Siksha Sadan	09/30/2024	Active	20	20	0	20	100.00%	0		8			N	M,SC	N/R	
156343	Semalar	09/30/2023	Cancelled(8*)	0	0	8	-8	-100.00%	20	1	2		None		P,S,T,M,VP SC	9	90+ Days
157267	Shuddhodhan	01/30/2024	Active	30	5	0	5	20.00%	25		5		2	R	M,SC	0	
155814	Siddharthanagar Lady Gleam	09/04/2023	Active	18	6	0	6	50.00%	20		3			IP		0	
155114	Tilottama Merigold	09/08/2023	Active	22	5	0	5	29.41%	26		2			N	S,M,VP,SC	1	
180224	Tilottama Sanjeevani	12/31/2024	Active	20	20	0	20	100.00%	0		5			N	T,M,SC	2	
155116	Tilottama Stars	09/04/2023	Active	23	2	0	2	9.52%	21		0			N	SC	0	
157340	Tilottama Swabhiman	03/08/2024	Active	13	0	7	-7	-35.00%	20	1	5		2	R	S,T,M,VP,SC	7	
Clubs more than two years old																	
136252	Batauli	08/22/2018	Active(1)	25	0	0	0	0.00%	25		8			N	T,M,SC	6	
99768	BHAIRAHAWA	06/28/2007	Active	16	0	6	-6	-27.27%	22	5	5		2		M,VP,SC	14	
Exc Award (06/30/2024)																	
142731	Bhairahawa Green City	08/24/2020	Active	25	0	5	-5	-16.67%	39	4	5			N	M,VP,SC	4	
151606	Bhairahawa Legacy	08/02/2022	Active	21	0	3	-3	-12.50%	24	2	0			N	T,M,SC	2	90+ Days
Exc Award (06/30/2023)																	
136598	Bhalwari	10/14/2018	Active	14	0	1	-1	-6.67%	23	4	5			N	M,SC	4	\$100.17
138979	Bhalwari City	07/21/2019	Active	14	8	6	2	16.67%	21	3	0			N	T,M,SC	4	
42917	BUTWAL	06/20/1983	Active	87	3	1	2	2.35%	85	11	0			N	M,SC	0	\$1,000.48
Exc Award (06/30/2017, 06/30/2020, 06/30/2024)																	
136599	Butwal Belbas Srijanshil	10/15/2018	Active	20	2	1	1	5.26%	19	7	1			N	M,SC	0	
120633	Butwal Bhrikuti Town	10/31/2013	Active	24	1	0	1	4.35%	23		9			N	S,T,M,SC	6	\$100.17
132052	Butwal Bhrikuti Town Manakamana	07/03/2017	Active	26	1	0	1	4.00%	25		5			N	T,M,SC	5	\$100.17
135639	Butwal Buddha Bhumi	07/16/2018	Active	23	9	2	7	43.75%	22	4	5			N	S,M,SC	2	
Exc Award (06/30/2024)																	
120496	Butwal Central	10/09/2013	Active	30	1	6	-5	-14.29%	38	6	0			N		0	\$100.19
Exc Award (06/30/2016, 06/30/2024)																	



# Club Health Assessment for District 325 P through May 2025

			Status	Membership							Reports					Finance	LCIF	
Club Number	Club Name	Charter Date		Current Member Count	YTD Members Added	YTD Members Dropped	YTD Net Growth	YTD Net Growth%	Member Count 12 Months Ago	Avg. length of service for dropped members	Months Since Last MMR ***	Yrs. Since Last Officer Report	President Rotation	Vice President Reported ****	Months Since Last Activity Report ***	Account Balance	Donations for current Fiscal Year	
			Number of times on status quo within last two years	If below 15 members appears				If net loss is greater than 20% appears			If no report in 3 months appears in	When more than one year appears in	Number of repeat terms	Notes the officers that do not have an active	If no report at 12 months appears in red			
128628	Butwal Chautari	08/29/2016	Active	31	0	0	0	0.00%	34		9			N	T,M,SC	1		\$1,100.33
110118	BUTWAL CITY	01/24/2011	Active	21	1	1	0	0.00%	31	9	1			N	SC	3		
	Exc Award (06/30/2022)																	
147793	Butwal Creative	10/07/2021	Active(1)	14	2	0	2	16.67%	13		9		2	N	M,SC	8		
148123	Butwal Debinagar	09/02/2021	Active	17	1	0	1	6.25%	19		10			N	S,M,SC	1		
	Exc Award (06/30/2023)																	
132633	Butwal Deurali	09/21/2017	Active	35	0	0	0	0.00%	41		10			N	S,T,M,SC	0		
147798	Butwal Deurali Sakura	08/19/2021	Active	23	10	2	8	53.33%	20	1	4			R	M,SC	2		\$900.08
135642	Butwal Dynamic Ladies	07/16/2018	Active	32	5	0	5	18.52%	27		7			N	S,T,M,SC	4		\$900.06
	Exc Award (06/30/2021)																	
142708	Butwal Dynamic Tourism	08/24/2020	Active	16	1	0	1	6.67%	18		10			N	M,SC	4		
153712	Butwal Environment	02/27/2023	Active	17	0	0	0	0.00%	22		10			N	M,SC	2		
148336	Butwal Florence	09/23/2021	Active	0	0	19	-19	-100.00%	19	3	0		None		P,S,T,M,VP SC	2		
	Exc Award (06/30/2024)																	
148233	Butwal Kalika	09/20/2021	Active	10	0	4	-4	-28.57%	14	3	10			N	T,M,SC	6		
108415	BUTWAL KHASAULI	06/02/2010	Active	33	3	0	3	10.00%	35		6			N	M,SC	3		\$210.36
	Exc Award (06/30/2022)																	
127752	Butwal Kshitiz	06/24/2016	Active	27	9	3	6	28.57%	22	1	0			N	M,SC	1		\$101.00
112114	BUTWAL LALIGURASH	09/28/2011	Active	43	0	0	0	0.00%	47		10			N	T,SC	2		\$20.00
147057	Butwal Light	03/24/2022	Active	11	0	0	0	0.00%	11		12			N	P,T,M,VP,SC	10		
148509	Butwal Lotus	10/01/2021	Active	21	1	0	1	5.00%	22		3			N	M,VP,SC	0		\$1,000.02
132634	Butwal Makhamali	09/13/2017	Active	22	1	0	1	4.76%	21		0			N	P,T,M,SC	0		
135644	Butwal Mani Ujesh	07/16/2018	Active	37	3	3	0	0.00%	42	5	1			N	M,SC	1		\$100.00
	Exc Award (06/30/2022, 06/30/2023, 06/30/2024)																	
97233	BUTWAL MANIMUKUNDA	06/01/2006	Active	41	4	2	2	5.13%	39	7	0			N	T,M,VP,SC	3		\$1,800.12
	Exc Award (06/30/2019)																	
125876	Butwal Manimukunda Youth	09/30/2015	Active	30	6	3	3	11.11%	28	1	0			N	M,VP,SC	0		\$1,797.53



# Club Health Assessment for District 325 P through May 2025

			Status	Membership							Reports					Finance		LCIF
Club Number	Club Name	Charter Date		Current Member Count	YTD Members Added	YTD Members Dropped	YTD Net Growth	YTD Net Growth%	Member Count 12 Months Ago	Avg. length of service for dropped members	Months Since Last MMR ***	Yrs. Since Last Officer Report	President Rotation	Vice President Reported ****	Months Since Last Activity Report ***	Account Balance	Donations for current Fiscal Year	
			Number of times on status quo within last two years	If below 15 members appears				If net loss is greater than 20% appears			If no report in 3 months appears in	When more than one year appears in	Number of repeat terms	Notes the officers that do not have an active	If no report at 12 months red			
135643	Butwal Metrocity	07/17/2018	Active	32	2	0	2	6.67%	31		3			N	M,SC	0	\$100.17	
	Exc Award (06/30/2020, 06/30/2024)																	
125691	Butwal Muktinath	08/27/2015	Active	49	0	0	0	0.00%	51		10			N	S,T,SC	0		
	Exc Award (06/30/2021, 06/30/2022, 06/30/2024)																	
120006	Butwal New Horizon	07/23/2013	Active	21	0	0	0	0.00%	21		17			R	M,VP,SC	4		
98568	BUTWAL PHOOLBARI	02/14/2007	Active	50	7	0	7	16.28%	46		1			N	T,M,VP,SC	0	\$1,160.22	
	Exc Award (06/30/2021)																	
154072	Butwal Samarpan	03/30/2023	Active	21	8	10	-2	-8.70%	23	2	5		3	N	M,SC	3		
142709	Butwal Sansar	08/24/2020	Active	38	1	0	1	2.70%	37		5			N	M,SC	1	\$400.43	
118275	BUTWAL SAYAPATRI	11/12/2012	Active	78	27	0	27	52.94%	56		0			N	S,T,M,SC	0	\$900.06	
	Exc Award (06/30/2017, 06/30/2018, 06/30/2024)																	
143943	Butwal Shanti Deep	12/10/2020	Active	23	6	0	6	35.29%	16		10			N	T,M,VP,SC	0		
104757	BUTWAL SHIDDHABABA	03/17/2009	Active	35	5	0	5	16.67%	33		5			N	P,T,M,SC	4	\$1,000.48	
148987	Butwal Shine	11/16/2021	Active	24	5	0	5	26.32%	22		6			N	T,M,SC	1		
	Exc Award (06/30/2024)																	
112115	BUTWAL SIDDHABABA BHIRKUTI	09/28/2011	Active	40	2	0	2	5.26%	47		4			N	T,M,SC	0	\$100.17	
	Exc Award (06/30/2022)																	
140125	Butwal Siddhartha	11/18/2019	Active	30	5	0	5	20.00%	27		1			N	M,SC	0	\$2,700.20	
	Exc Award (06/30/2023)																	
139247	Butwal Smart City	11/21/2019	Active	21	0	4	-4	-16.00%	25	1	5			N	M,SC	4		
	Exc Award (06/30/2023)																	
128629	Butwal Stars	09/14/2016	Active	39	0	0	0	0.00%	39		2			N	P,T,M,SC	1	\$300.08	
	Exc Award (06/30/2018, 06/30/2019, 06/30/2024)																	
153590	Butwal Subharambha	01/27/2023	Active	29	16	0	16	123.08%	20		0			N	M,SC	4		
142045	Butwal Sunrise	07/09/2020	Status Quo(1)	19	0	0	0	0.00%	19		16	1	None		P,S,T,M,VP SC	N/A	90+ Days	
139028	Butwal Sunshine	07/26/2019	Active	22	5	0	5	29.41%	22		2			N		0		
	Exc Award (06/30/2020)																	
61456	BUTWAL TILOTTAMA	01/21/1999	Active	59	14	2	12	25.53%	47	12	3			N	T,M,VP,SC	4	\$1,300.17	



# Club Health Assessment for District 325 P through May 2025

			Status	Membership							Reports					Finance		LCIF
Club Number	Club Name	Charter Date		Current Member Count	YTD Members Added	YTD Members Dropped	YTD Net Growth	YTD Net Growth%	Member Count 12 Months Ago	Avg. length of service for dropped members	Months Since Last MMR ***	Yrs. Since Last Officer Report	President Rotation	Vice President Reported ****	Months Since Last Activity Report ***	Account Balance	Donations for current Fiscal Year	
			Number of times on status quo within last two years	If below 15 members appears				If net loss is greater than 20% appears			If no report in 3 months appears in	When more than one year appears in	Number of repeat terms	Notes the officers that do not have an active	If no report at 12 months appears in red			
Exc Award (06/30/2023)																		
118278	BUTWAL TILOTTAMA MAYADEVI	11/12/2012	Active	56	6	0	6	12.00%	50		9			N T,M,SC	0		\$330.01	
Exc Award (06/30/2023)																		
142139	Butwal Tinau	08/06/2020	Active	26	2	0	2	8.33%	25		0			N T,M,VP,SC	0			
146784	Butwal West	06/17/2021	Active	10	0	3	-3	-23.08%	21	2	5			N T,M,VP,SC	4			
125512	Butwal Youth	07/29/2015	Active	41	12	0	12	41.38%	37		0			N T,M	3		\$200.19	
Exc Award (06/30/2023, 06/30/2024)																		
125680	Devdaha	08/27/2015	Active	27	0	4	-4	-12.90%	31	6	3			N M,SC	3		\$1,000.05	
135873	Devdaha Pakari Brikshya	08/10/2018	Active	23	0	0	0	0.00%	23		0			N P,M,SC	9			
142823	Devdaha Professional Youth	09/10/2020	Active	21	4	2	2	10.53%	24	1	1			N	1			
134265	Kanchan Haraiya	04/10/2018	Active	26	0	0	0	0.00%	30		3			N P,T,SC	0			
Exc Award (06/30/2019)																		
144098	Kanchan Lady	12/17/2020	Active	21	7	0	7	50.00%	20		10			N T,M,VP,SC	4			
132849	Kapilvastu	10/27/2017	Active	56	1	0	1	1.82%	56		10			N M,SC	0		\$1,000.48	
Exc Award (06/30/2023, 06/30/2024)																		
125387	Kapilvastu Chanauta Lord Buddha	07/28/2015	Active(1)	2	0	1	-1	-33.33%	3	2	8		6	S,T,M,VP,SC	14			
142231	Kapilvastu Didi Baini	09/21/2020	Active	23	2	0	2	9.52%	23		4			N T,M,SC	0			
147803	Kapilvastu Prachin	08/12/2021	Active	27	5	0	5	22.73%	29		4			S,T,M,VP,SC	1			
154282	Kathmandu Heritage Global	04/25/2023	Active	3	1	0	1	50.00%	2		2			P,S,T,M,VP SC	4			
127144	Kathmandu Janmabhumi	04/14/2016	Active(2)	3	3	10	-7	-70.00%	10	4	3			M,VP,SC	3			
147342	Kathmandu Kasthamandap Friends	08/19/2021	Status Quo(1)	11	0	0	0	0.00%	11		17	1	None	P,S,T,M,VP SC	15	90+ Days		
118564	KATHMANDU MATRIBHUMI	01/08/2013	Active	10	5	2	3	42.86%	18	1	5			N S,T,M,SC	10			
154283	Kathmandu Nirika Global	04/24/2023	Active	3	1	0	1	50.00%	2		2			P,S,T,M,VP SC	4			
140112	KATHMANDU PEACE GAUTAM BUDDHA	10/23/2019	Active	10	1	1	0	0.00%	11	6	0			N P,T,M,SC	0			
146268	Kathmandu Royal Friends	06/01/2021	Cancelled(8*)	0	0	21	-21	-100.00%	22	3	7		None	P,S,T,M,VP SC	N/A	90+ Days		
Exc Award (06/30/2023)																		



# Club Health Assessment for District 325 P through May 2025

			Status	Membership							Reports					Finance		LCIF
Club Number	Club Name	Charter Date		Current Member Count	YTD Members Added	YTD Members Dropped	YTD Net Growth	YTD Net Growth%	Member Count 12 Months Ago	Avg. length of service for dropped members	Months Since Last MMR ***	Yrs. Since Last Officer Report	President Rotation	Vice President Reported ****	Months Since Last Activity Report ***	Account Balance	Donations for current Fiscal Year	
			Number of times on status quo within last two years	If below 15 members appears				If net loss is greater than 20% appears			If no report in 3 months appears in	When more than one year appears in	Number of repeat terms	Notes the officers that do not have an active	If no report at 12 months red			
154285	Kathmandu Royal Youth Employment	04/25/2023	Cancelled(8*)	0	0	10	-10	-100.00%	10	2	5		None	P,S,T,M,VP SC	N/A	90+ Days		
142392	Kathmandu Tripureshwor Greater	07/31/2020	Status Quo(2)	16	0	3	-3	-15.79%	19	9	5			R T,M,VP,SC	9	90+ Days		
142283	Kathmandu Udaya	08/24/2020	Active	18	3	1	2	12.50%	18	1	1			N M,SC	4			
152018	Kathmandu Unified Abijit	08/17/2022	Active	2	1	0	1	100.00%	1		2			P,S,T,M,VP SC	4			
142153	Kathmandu Unified Nation	08/13/2020	Cancelled(8*)	0	0	1	-1	-100.00%	1	4	4	2	None	P,S,T,M,VP SC	24+	90+ Days		
154291	Kathmandu United Corporate	04/25/2023	Active	2	1	0	1	100.00%	1		2			P,S,T,M,VP SC	4			
135641	Kathmandu United Friends	08/22/2018	Active(2)	7	0	0	0	0.00%	10		8			N M,SC	24+			
154287	Kathmandu United Light	04/26/2023	Active	2	1	0	1	100.00%	1		2			P,S,T,M,VP SC	4			
154288	Kathmandu United Prime	04/25/2023	Active	2	1	0	1	100.00%	1		2			P,S,T,M,VP SC	4			
148015	Kathmandu United West	12/10/2021	Cancelled(8*)	0	0	4	-4	-100.00%	14	2	5		None	P,S,T,M,VP SC	22	90+ Days		
154289	Kathmandu Universal Friends	04/25/2023	Active	2	1	0	1	100.00%	1		2			P,S,T,M,VP SC	N/A			
58240	KRISHNANAGAR	05/03/1996	Active	11	0	0	0	0.00%	15		10			N P,S,T,M,SC	14			
142808	Lalitpur Janmabhumi	09/02/2020	Cancelled(8*)	0	0	0	0	0.00%	17		3		2	N T,M,SC	14	90+ Days		
145256	Lalitpur Janmabhumi Friendship	02/26/2021	Cancelled(6*)	0	0	0	0	0.00%	10		7			N T,M,SC	13			
56487	LALITPUR PAGODA CITY	01/30/1995	Active	20	0	0	0	0.00%	25		11			N M,VP,SC	14	90+ Days		
154290	Lalitpur Unified Global	04/25/2023	Cancelled(8*)	0	0	5	-5	-100.00%	5	2	5	1	None	P,S,T,M,VP SC	N/A	90+ Days		
142288	Lumbini City	08/10/2020	Active	20	6	0	6	42.86%	15		2			N S,M,SC	4			
135645	Lumbini Creative Lady	07/16/2018	Active	25	6	0	6	31.58%	23		3			N M,SC	1			
141679	Lumbini Engineers	06/11/2020	Status Quo(1)	20	0	0	0	0.00%	20		16			N M,SC	9	90+ Days		
125476	Manigram	07/27/2015	Cancelled(8*)	0	0	23	-23	-100.00%	23	8	5		None	P,S,T,M,VP SC	14	90+ Days		
143869	Nawalparasi Bardaghat	12/07/2020	Active	16	0	2	-2	-11.11%	18	4	2			N M,SC	9			
104314	NAWALPARASI DAUNNE	01/08/2009	Active	21	1	1	0	0.00%	26	4	5			N M,SC	1		\$1,297.83	
Exc Award (06/30/2024)																		
143790	Nawalparasi Gopigunj	12/08/2020	Cancelled(8*)	0	0	16	-16	-100.00%	16	4	0		None	P,S,T,M,VP SC	14	90+ Days		





# Club Health Assessment for District 325 P through May 2025

			Status	Membership							Reports					Finance	LCIF
Club Number	Club Name	Charter Date		Current Member Count	YTD Members Added	YTD Members Dropped	YTD Net Growth	YTD Net Growth%	Member Count 12 Months Ago	Avg. length of service for dropped members	Months Since Last MMR ***	Yrs. Since Last Officer Report	President Rotation	Vice President Reported ****	Months Since Last Activity Report ***	Account Balance	Donations for current Fiscal Year
			Number of times on status quo within last two years	If below 15 members appears				If net loss is greater than 20% appears			If no report in 3 months appears in	When more than one year appears in	Number of repeat terms	Notes the officers that do not have an active	If no report at 12 months red		
109747	NAWALPARASI RAMNAGAR BHUMAH	12/16/2010	Cancelled(8*)	0	0	28	-28	-100.00%	28	7	5	1	None	P,S,T,M,VP SC	15	90+ Days	
133915	Nepal Entrepreneurs	03/08/2018	Active	27	2	8	-6	-18.18%	33	4	3		N	M,SC	7		\$250.01
44334	PALPA	10/08/1984	Active	57	2	0	2	3.64%	59		4		N	S,T,SC	0		
143219	Palpa Bhairab	10/12/2020	Active	21	0	0	0	0.00%	21		0		N	T,M,SC	5		
138594	Palpa Bipana	06/14/2019	Active	27	0	2	-2	-6.90%	41	5	5			P,T,M,VP,SC	9		
142545	Palpa Madi	08/13/2020	Active	20	0	5	-5	-20.00%	25	3	0		N	M,SC	9		
144616	Palpa Mandavya	12/29/2020	Active	16	0	0	0	0.00%	16		10		N	P,M,VP,SC	17		
147707	Palpa Pravas	08/19/2021	Active	22	4	0	4	22.22%	21		0		N	M,SC	6		
Exc Award (06/30/2023)																	
125339	Palpa Ranaujreshwori	07/16/2015	Active	22	0	3	-3	-12.00%	25	3	10		N	S,T,M,SC	4		\$900.08
133441	Palpa Ranimahal	12/18/2017	Active	27	6	0	6	28.57%	26		2		N	M,VP,SC	1		
147582	Palpa Tansen	09/01/2021	Active	19	0	0	0	0.00%	19		7		N	M,VP,SC	4		
125465	Parasi Lord Buddha	07/31/2015	Active	3	0	0	0	0.00%	3		5		8	M,VP,SC	6		
124059	Rampur Palpa	02/05/2015	Active	17	0	0	0	0.00%	20		9		N	M,VP,SC	9		
100929	RUPANDEHI	01/03/2008	Active	35	0	0	0	0.00%	35		6		N	T,M,VP,SC	6		
Exc Award (06/30/2023)																	
154313	Rupandehi Tulashi	04/27/2023	Active	8	0	0	0	0.00%	21		11		N	S,T,M,SC	14		
144638	Sainamaina Bolbom	12/29/2020	Active	23	0	0	0	0.00%	27		4		N	T,M,VP,SC	4		\$400.03
132596	Sainamaina Malmala	09/15/2017	Active(1)	19	0	0	0	0.00%	23		10		N	M,SC	4		\$200.03
132062	Shankarnagar Batika	08/29/2017	Active	26	1	0	1	4.00%	30		3		N	S,T,M,VP,SC	0		
Exc Award (06/30/2024)																	
111659	SHANKARNAGER	07/14/2011	Active	37	2	0	2	5.71%	35		6		N	S,M,SC	0		\$900.06
Exc Award (06/30/2020)																	
61821	SHREENAGAR	04/22/1999	Active	41	4	0	4	10.81%	39		0		N	T,M,VP,SC	6		\$199.99
Exc Award (06/30/2018)																	
45854	SIDDHARATHANAGAR	02/03/1986	Active	63	1	0	1	1.61%	62		0		N	P,M,VP,SC	2		\$1,800.12




# Club Health Assessment for District 325 P through May 2025

			Status	Membership							Reports					Finance		LCIF
Club Number	Club Name	Charter Date		Current Member Count	YTD Members Added	YTD Members Dropped	YTD Net Growth	YTD Net Growth%	Member Count 12 Months Ago	Avg. length of service for dropped members	Months Since Last MMR ***	Yrs. Since Last Officer Report	President Rotation	Vice President Reported ****	Months Since Last Activity Report ***	Account Balance	Donations for current Fiscal Year	
			Number of times on status quo within last two years	If below 15 members appears					If net loss is greater than 20% appears		If no report in 3 months appears in	When more than one year appears in	Number of repeat terms	Notes the officers that do not have an active	If no report at 12 months appears in red			
134117	Siddharthanagar Centennial	03/26/2018	Active	37	1	0	1	2.78%	38		4			N	M	0		
Exc Award (06/30/2024)																		
138943	Siddharthanagar Gautam Buddha	09/25/2019	Active	23	3	3	0	0.00%	23	3	1			N	P,T,M,SC	2		
111660	SIDDHARTHANAGAR HOLY CITY	07/14/2011	Active	40	6	1	5	14.29%	42	3	5			R	M,VP,SC	6		\$900.06
Exc Award (06/30/2019)																		
132046	Siddharthanagar Lady Youth	07/03/2017	Active	21	1	0	1	5.00%	27		4			R	M,SC	10		
Exc Award (06/30/2021, 06/30/2023)																		
133639	Siddharthanagar Lotus	01/17/2018	Active	23	0	6	-6	-20.69%	36	4	0			N	T,M,SC	1		\$900.06
120584	Siddharthanagar Mid Town Kotihawa	10/24/2013	Active	19	1	0	1	5.56%	22		6			N	P,T,M,VP,SC	10		
142738	Siddharthanagar Noble Ladies	08/24/2020	Active	20	5	0	5	33.33%	21		8			N	T,M,VP,SC	1		\$900.06
125665	Siddharthanagar Professional	08/25/2015	Active	25	3	8	-5	-16.67%	30	7	3			N	M,SC	5		
148237	Siddharthanagar Progressive	12/15/2021	Active(1)	26	0	0	0	0.00%	34		9			N	SC	1		\$900.06
Exc Award (06/30/2024)																		
148373	Siddharthanagar Shrijanshil	09/23/2021	Active	6	1	0	1	20.00%	18		9				P,M,VP,SC	9		
Exc Award (06/30/2023)																		
142328	Siddharthanagar Tulip	08/10/2020	Active	25	0	3	-3	-10.71%	28	3	2			N	M,SC	10		
Exc Award (06/30/2023)																		
129067	Siddharthanagar Youth	09/29/2016	Active	33	2	5	-3	-8.33%	36	4	1			N		4		\$5,800.72
Exc Award (06/30/2022)																		
104756	SUNWAL	03/17/2009	Active	13	3	11	-8	-38.10%	25	6	5		2	R	M,SC	0		
125552	Tansen City	08/11/2015	Active	19	2	3	-1	-5.00%	20	6	0			N	S,M,SC	10		
148125	Tilottama	11/17/2021	Active	13	0	7	-7	-35.00%	20	3	1			N	M,SC	4		
132597	Tilottama Buddha Jyoti	09/22/2017	Active	18	2	2	0	0.00%	20	7	3			N	T,M,SC	9		
151247	Tilottama Suryamukhi	06/14/2022	Active	14	0	0	0	0.00%	20		10			N	S,M,SC	4		



## Club Health Assessment for District 325 P through May 2025

			Status	Membership						Reports					Finance	LCIF	
Club Number	Club Name	Charter Date		Current Member Count	YTD Members Added	YTD Members Dropped	YTD Net Growth	YTD Net Growth%	Member Count 12 Months Ago	Avg. length of service for dropped members	Months Since Last MMR ***	Yrs. Since Last Officer Report	President Rotation	Vice President Reported ****	Months Since Last Activity Report ***	Account Balance	Donations for current Fiscal Year
			Number of times on status quo within last two years	If below 15 members appears				If net loss is greater than 20% appears			If no report in 3 months appears in	When more than one year appears in	Number of repeat terms	Notes the officers that do not have an active	If no report at 12 months appears in red		

Clubs Cancelled Previous Fiscal Year – Clubs Cancelled within last 12 months may be reinstated

Club Number	Club Name	Charter Date	Current Status*	Cancellation Date
147618	Butwal Big City	12/23/2021	Cancelled(8*)	12/29/2023
148009	Butwal Deurali Peace	08/31/2021	Cancelled(8*)	12/29/2023
151424	Butwal Fortune	06/20/2022	Cancelled(8*)	12/29/2023
142822	Butwal Golden Jubilee	09/10/2020	Cancelled(8*)	12/29/2023
148339	Butwal Gulmi	09/20/2021	Cancelled(8*)	12/29/2023
125809	Butwal Jitgadhi	09/21/2015	Cancelled(8*)	06/29/2024
138912	Butwal Jyoti	09/05/2019	Cancelled(8*)	12/29/2023
149011	Butwal Matashakti	11/19/2021	Cancelled(8*)	12/29/2023
126775	Butwal Milan	02/11/2016	Cancelled(8*)	06/29/2024
139244	Butwal Namaste	08/27/2019	Cancelled(8*)	08/29/2023
147498	Butwal Peace	08/06/2021	Cancelled(8*)	06/29/2024
148943	Butwal Swargadwari	11/10/2021	Cancelled(8*)	12/29/2023
147500	Butwal White Rose	11/24/2021	Cancelled(8*)	12/29/2023
151652	Jawalakhel Friends	07/25/2022	Cancelled(8*)	02/29/2024
144606	Kathmandu Global Friends	12/28/2020	Cancelled(8*)	01/15/2024
149244	Kathmandu Hamro Janmabhumi	12/22/2021	Cancelled(8*)	12/29/2023
153506	Kathmandu Innovative Friends	01/23/2023	Cancelled(8*)	12/29/2023
145862	Kathmandu Purbi Upatyaka Friends	04/06/2021	Cancelled(8*)	12/29/2023
154284	Kathmandu Royal Society	04/24/2023	Cancelled(8*)	02/29/2024
151389	Kathmandu Rupantaran	06/20/2022	Cancelled(8*)	12/29/2023
151388	KATHMANDU SOCIAL ENTREPRENEURS	06/20/2022	Cancelled(8*)	12/29/2023
144615	Kathmandu Social Friends	12/29/2020	Cancelled(8*)	04/29/2024
122819	Kathmandu Social Rapid	07/24/2014	Cancelled(8*)	06/29/2024
154286	Kathmandu Unified Sagarmatha	04/24/2023	Cancelled(6*)	04/29/2024



## Club Health Assessment for District 325 P through May 2025

INTERNATIONAL

Club Number	Club Name	Charter Date	Status	Membership								Reports					Finance		LCIF	
				Current Member Count	YTD Members Added	YTD Members Dropped	YTD Net Growth	YTD Net Growth%	Member Count 12 Months Ago	Avg. length of service for dropped members	Months Since Last MMR ***	Yrs. Since Last Officer Report	President Rotation	Vice President Reported ****	Months Since Last Activity Report ***	Account Balance	Donations for current Fiscal Year			
			Number of times on status quo within last two years	If below 15 members appears				If net loss is greater than 20% appears			If no report in 3 months appears in	When more than one year appears in	Number of repeat terms	Notes the officers that do not have an active	If no report at 12 months appears in red					
101515	KATHMANDU UNITED CENTRAL	03/03/2008	Cancelled(8*)	02/29/2024																
129851	Kathmandu United Harmony	01/16/2017	Cancelled(8*)	12/29/2023																
147502	Rupandehi Youth	12/22/2021	Cancelled(8*)	12/29/2023																
132047	Sainamaina Saljhandi	07/03/2017	Cancelled(8*)	01/29/2024																
147904	Sainamaina Star	09/29/2021	Cancelled(8*)	04/29/2024																
147818	Shankarnagar Prasanna	11/29/2021	Cancelled(8*)	12/29/2023																
Current Total Clubs Count	YTD New Clubs Count	YTD Cancelled Clubs Count	YTD Net Club Gain	Current Total Members Count	YTD Add	YTD Drop	YTD Net Growth	YTD Net Growth %	Member Count 12 Months Ago	Average Member Count Per Club	% of Clubs with less than 20 members	% No MMR in 3 Months	% No Officer Report in 12 Months	% of Clubs with balance 90+ days	Number of Clubs in Status Quo	% Status Quo Clubs in Financial Suspension	Number of Cancelled Clubs	Average Cancelled Club Age	Members Lost Due to Cancellation	% of Clubs Cancelled for Non-Financial Reasons
150	14	12	2	3,504	628	342	286	8.89%	3,648	23	32%	65%	1%	6%	4	100%	12	13	130	-233%

\* - P - Priority Club. Cancellation Reasons: 1-Objectives/conduct, 2-Non-active club, 5-Non-existing club, 6-Disbanding, 7-Merger, 8-Financial Suspension, 9-District/Multiple District Dues.

\*\* - Abbreviation: P-President, S-Secretary, T-Treasurer, M-Member Chairperson, VP-First Vice President, MC-Communications Chairperson, SC-Service Chairperson

\*\*\* - Abbreviation: N/R - Never reported using the Lions Clubs website, N/A - Not applicable, No password registered for the Lions Clubs website.

\*\*\*\* - Abbreviation: N - New, IP - Immediate Past, R - Repeat.



# Club Health Assessment for District 325 R through May 2025

			Status	Membership							Reports					Finance	LCIF
Club Number	Club Name	Charter Date		Current Member Count	YTD Members Added	YTD Members Dropped	YTD Net Growth	YTD Net Growth%	Member Count 12 Months Ago	Avg. length of service for dropped members	Months Since Last MMR ***	Yrs. Since Last Officer Report	President Rotation	Vice President Reported ****	Months Since Last Activity Report ***	Account Balance	Donations for current Fiscal Year
			Number of times on status quo within last two years	If below 15 members appears			If net loss is greater than 20% appears				If no report in 3 months appears in	When more than one year appears in	Number of repeat terms	Notes the officers that do not have appears in an active		If no report at 12 months red	
Clubs less than two years old																	
172479	Bagmati Narayani	07/13/2024	Active	20	20	0	20	100.00%	0		10			N	4		
156304	Bharatpur Aayam	01/15/2024	Active	32	23	12	11	52.38%	22	2	0			N	M,SC	0	
179745	Bharatpur Eye Hospital	11/25/2024	Active	26	26	0	26	100.00%	0		0			N	M,SC	N/R	
156264	Chitwan Anupam	09/30/2023	Active	20	0	0	0	0.00%	20		0		2	R	M,SC	6	
173257	Chitwan Automobiles	07/18/2024	Active	22	22	0	22	100.00%	0		1			N		4	
172480	Chitwan Chandra Surya	07/13/2024	Active	20	21	1	20	100.00%	0	0	2			N	M,SC	3	
157308	Chitwan Chautari Gargi	02/12/2024	Active	20	0	0	0	0.00%	20		0		2	R	M,SC	2	
178164	Chitwan Corporate	09/30/2024	Active	21	21	0	21	100.00%	0		0			N	M	0	
154831	Chitwan Kalika Ladies	06/19/2023	Active	29	4	0	4	16.00%	29		6			N	M,SC	1	
156082	Chitwan Landmark	09/18/2023	Active	20	2	4	-2	-9.09%	22	1	0		2		S,M,VP,SC	5	\$900.08
155368	Chitwan Mahalaxmi	09/29/2023	Active	25	7	2	5	25.00%	20	1	0		2	N	M,SC	4	\$3,001.30
172499	Chitwan Matribhumi	07/16/2024	Active	20	20	0	20	100.00%	0		0			N	M,VP,SC	7	
179835	Chitwan Mercy Unity	12/06/2024	Active	20	20	0	20	100.00%	0		0				M,VP,SC	3	
172475	Chitwan Narayani	07/16/2024	Active	20	20	0	20	100.00%	0		0			N	M,SC	7	
154450	Chitwan Professionals	06/20/2023	Active	18	1	6	-5	-21.74%	23	1	0			N	M,SC	5	
172473	Chitwan Sauraha Youth	07/14/2024	Active	22	22	0	22	100.00%	0		4			N		0	
153656	Chitwan Shaktikhor	06/20/2023	Cancelled(8*)	0	0	22	-22	-100.00%	22	1	19	1	None		P,S,T,M,VP SC	20	90+ Days
180178	Chitwan Suryodaya	12/31/2024	Active	21	21	0	21	100.00%	0		2			N	SC	3	
156306	Chitwan Third Eye	09/30/2023	Active	8	0	1	-1	-11.11%	9	2	0		2	R	S,M,SC	N/A	
172649	Chitwan Unique	01/02/2025	Active	19	20	1	19	100.00%	0	0	1			N	M,SC	9	
157237	Gaindakot Saptarangi	01/24/2024	Active	17	8	5	3	21.43%	20	1	1		2	R	M,SC	2	\$900.08
156326	Kathmandu Best Friends	12/18/2023	Active	22	4	2	2	10.00%	20	1	4		2	R	M,SC	0	
156303	Kathmandu Dignity	11/29/2023	Active	14	8	12	-4	-22.22%	20	1	0		2	R	M,SC	3	
178619	Kathmandu Educator	11/26/2024	Active	20	20	0	20	100.00%	0		6			N	S,M	N/R	



# Club Health Assessment for District 325 R through May 2025

Club Number	Club Name	Charter Date	Status	Membership							Reports					Finance	LCIF
				Current Member Count	YTD Members Added	YTD Members Dropped	YTD Net Growth	YTD Net Growth%	Member Count 12 Months Ago	Avg. length of service for dropped members	Months Since Last MMR ***	Yrs. Since Last Officer Report	President Rotation	Vice President Reported ****	Months Since Last Activity Report ***	Account Balance	Donations for current Fiscal Year
			Number of times on status quo within last two years	If below 15 members appears				If net loss is greater than 20% appears			If no report in 3 months appears in	When more than one year appears in	Number of repeat terms	Notes the officers that do not have an active	If no report at 12 months red		
157768	Kathmandu Global Consult	06/21/2024	Active	15	3	8	-5	-25.00%	0	3	3		2	R	M,SC	6	
157766	Kathmandu Holistic Minds	06/05/2024	Active	18	5	9	-4	-18.18%	0	0	1		3		VP	6	
157153	Kathmandu Uma Apollo	01/22/2024	Active	25	1	0	1	4.17%	24		6		2	R		6	
172427	Lalitpur Thasi Community Height	06/21/2024	Active	20	0	0	0	0.00%	0		0		2		M,VP,SC	N/R	
179838	Madi Eco	12/17/2024	Active	20	20	0	20	100.00%	0		1		2	N		2	
172627	Narayangarh Saptarangi	07/14/2024	Active	7	10	3	7	100.00%	0	0	1			N	M,SC	0	
175614	Nawalpur Chautari	09/02/2024	Active	20	20	0	20	100.00%	0		1			N	M,SC	8	
172517	Ratnanagar Pragati	07/17/2024	Active	20	21	1	20	100.00%	0	0	0			N	T,M,SC	9	
156205	Shivanagar	09/27/2023	Active	21	0	0	0	0.00%	21		12		2	R	M,SC	N/A	
Clubs more than two years old																	
76005	BAGEESWORI	06/30/2003	Active	41	0	10	-10	-19.61%	51	7	0			N	S,M	5	
147094	Bageeswori Dynamic	07/04/2021	Active	20	5	0	5	33.33%	15		0			N	S,M,VP,SC	6	
120350	Bageeswori Gaindakot City	09/16/2013	Active	20	1	0	1	5.26%	21		0			N	M,SC	2	
120349	Bageeswori Model	09/16/2013	Active	21	1	2	-1	-4.55%	22	2	0			R	M,VP,SC	8	
Exc Award (06/30/2018)																	
65249	BALKUMARI COLLEGE	04/16/2002	Active	17	1	0	1	6.25%	16		7			N	M,SC	9	
61391	BHARATPUR	12/31/1998	Active	44	9	0	9	25.71%	35		0			N	T,M,SC	4	
120449	Bharatpur Central	09/30/2013	Active	21	4	0	4	23.53%	17		0			N	P,M,SC	19	
101514	BHARATPUR CHAUTARI	03/03/2008	Active	38	2	0	2	5.56%	36		2			N	P,M,VP,SC	3	\$1,000.34
139077	Bharatpur Green City	07/29/2019	Active	9	0	5	-5	-35.71%	14	5	2				T,M,VP,SC	5	
61454	BHARATPUR HEIGHT	01/21/1999	Active	27	1	0	1	3.85%	26		0			N	P,M,SC	7	
142805	Bharatpur Indreni	09/02/2020	Active	20	7	4	3	17.65%	17	3	0			N	M,SC	5	
148585	Bharatpur Mid Town	10/21/2021	Active	28	29	21	8	40.00%	24	1	0			N	M,SC	2	\$1,900.47
147754	Bharatpur Moon Star	08/11/2021	Active	20	9	0	9	81.82%	19		1			R	S,T,M,SC	0	
146982	Bharatpur Saptarangi	07/04/2021	Active	41	8	29	-21	-33.87%	63	3	5			N	M,SC	8	\$900.08



# Club Health Assessment for District 325 R through May 2025

			Status	Membership							Reports					Finance		LCIF
Club Number	Club Name	Charter Date		Current Member Count	YTD Members Added	YTD Members Dropped	YTD Net Growth	YTD Net Growth%	Member Count 12 Months Ago	Avg. length of service for dropped members	Months Since Last MMR ***	Yrs. Since Last Officer Report	President Rotation	Vice President Reported ****	Months Since Last Activity Report ***	Account Balance	Donations for current Fiscal Year	
			Number of times on status quo within last two years	If below 15 members appears				If net loss is greater than 20% appears			If no report in 3 months appears in	When more than one year appears in	Number of repeat terms	Notes the officers that do not have an active	If no report at 12 months appears in red			
Exc Award (06/30/2022, 06/30/2024)																		
152879	Bharatpur Saptarangi Ladies	11/04/2022	Active	4	2	2	0	0.00%	4	2	8		2	R	M,SC	9		
147186	Bharatpur Syaulibazar	07/04/2021	Active	22	0	0	0	0.00%	22		21				S,T,M,VP,SC	22		
133483	Bharatpur Ujyalo	12/26/2017	Active	21	2	0	2	10.53%	21		2			N	M	1		
128410	Bharatpur Youth	08/02/2016	Active	22	12	13	-1	-4.35%	23	3	1			N	T,VP,SC	3		
146985	Chainpur Jyamire	07/04/2021	Active	13	0	0	0	0.00%	22		11			N	M,SC	18		
127799	Chanauli	06/08/2016	Active	23	0	3	-3	-11.54%	26	8	0			N	P,T,M,SC	11		
97939	CHITAWAN EAST	11/01/2006	Active	33	1	1	0	0.00%	34	0	2			N	P,M,SC	1		
67161	CHITWAN	01/29/2003	Active	20	2	0	2	11.11%	22		0			N	P,M,SC	6		
147004	Chitwan Aarogya	07/04/2021	Active	21	1	0	1	5.00%	20		2			N	M,SC	4		
148012	Chitwan Atulya	08/27/2021	Active	23	1	0	1	4.55%	24		1			R	M,SC	7		
125681	Chitwan Birendranagar	08/27/2015	Active	27	5	0	5	22.73%	26		0			N	S,M,SC	9		
148586	Chitwan Blue Sky	11/16/2021	Active	22	10	0	10	83.33%	18		0			N	M,VP,SC	0		
100181	CHITWAN CENTRAL	09/13/2007	Active	25	1	0	1	4.17%	24		0			N	M,SC	0	\$900.08	
121361	Chitwan Chautari	02/12/2014	Active	32	2	0	2	6.67%	30		0			N	T,M,SC	2	\$2,000.38	
Exc Award (06/30/2022, 06/30/2023)																		
103536	CHITWAN CITY	09/19/2008	Active	24	0	7	-7	-22.58%	31	8	0			N	M,SC	0	\$1,000.34	
133963	Chitwan City Mercy	03/06/2018	Active	27	10	10	0	0.00%	27	0	1			N	S,T,M,SC	1	\$1,000.34	
127693	Chitwan Community Help	06/08/2016	Active	24	2	0	2	9.09%	22		5			N	T,M,SC	6		
147766	Chitwan Dhaka Topi	08/11/2021	Active	6	3	0	3	100.00%	3		5				M,VP,SC	6		
147708	Chitwan Dynamic Youth	07/26/2021	Active(1)	22	10	0	10	83.33%	12		0		2	N	T,M,SC	N/A		
151319	Chitwan East Dynamic	06/16/2022	Active(1)	20	10	3	7	53.85%	13	2	1			N	VP	1		
140561	Chitwan East Green	12/19/2019	Active	21	0	0	0	0.00%	21		1			N	T,M,VP,SC	1		
129769	Chitwan Ever Green	01/10/2017	Active	20	7	10	-3	-13.04%	23	8	0			N	M,SC	1		
149452	Chitwan Freedom	06/06/2022	Cancelled(8*)	0	0	13	-13	-100.00%	13	2	8		None		P,S,T,M,VP SC	N/R	90+ Days	





# Club Health Assessment for District 325 R through May 2025

			Status	Membership							Reports					Finance		LCIF
Club Number	Club Name	Charter Date		Current Member Count	YTD Members Added	YTD Members Dropped	YTD Net Growth	YTD Net Growth%	Member Count 12 Months Ago	Avg. length of service for dropped members	Months Since Last MMR ***	Yrs. Since Last Officer Report	President Rotation	Vice President Reported ****	Months Since Last Activity Report ***	Account Balance	Donations for current Fiscal Year	
			Number of times on status quo within last two years	If below 15 members appears				If net loss is greater than 20% appears			If no report in 3 months appears in	When more than one year appears in	Number of repeat terms	Notes the officers that do not have an active	If no report at 12 months appears in red			
150264	Chitwan Gandaki Express	03/24/2022	Active	20	5	0	5	33.33%	22		2			N	M,VP,SC	N/A		
151634	Chitwan Gaurav	10/10/2022	Active	25	4	0	4	19.05%	21		0			N	M,VP,SC	6		
126162	Chitwan Golden	11/13/2015	Active	24	4	3	1	4.35%	23	7	0			N	M,VP,SC	10		
122841	Chitwan Green	08/11/2014	Active(1)	18	2	2	0	0.00%	18	8	0			N	T,M,SC	24+		
148013	Chitwan Helping Hands	08/26/2021	Active	20	0	0	0	0.00%	19		0			N	M,SC	5	\$900.08	
129034	Chitwan Kalika	09/28/2016	Active	38	2	0	2	5.56%	36		0			N	T,M,SC	4		
129584	Chitwan Khairahani	12/28/2016	Active	26	11	5	6	30.00%	23	3	4		2	R	M,SC	1	\$900.01	
125449	Chitwan Lamku	07/27/2015	Active	21	2	0	2	10.53%	19		0		2	N	M,SC	0		
147005	Chitwan Malika	07/04/2021	Active	22	6	0	6	37.50%	21		0			N	M,SC	4	\$900.08	
134709	Chitwan Mayur	05/30/2018	Active(1)	4	0	3	-3	-42.86%	7	5	0			N	T,M,SC	24+		
147843	Chitwan Mercy Rise	09/20/2021	Active	25	3	0	3	13.64%	22		1			N	T,M,VP,SC	0		
151330	Chitwan Mid Town	06/19/2022	Active	23	4	0	4	21.05%	22		1			N	M,SC	0	\$902.55	
128641	Chitwan Mount Everest	08/29/2016	Active	25	6	1	5	25.00%	21	1	3			N	SC	1	\$1,800.16	
	Exc Award (06/30/2024)																	
139000	Chitwan National Park	08/27/2019	Active	32	5	0	5	18.52%	29		1			N	M,SC	1		
	Exc Award (06/30/2023)																	
138913	Chitwan Nawalpur	08/05/2019	Active	22	2	0	2	10.00%	22		5			R	M,SC	2		
142807	Chitwan Nawalpur Sambriddhi	09/02/2020	Active	23	0	0	0	0.00%	23		2			N	P,M,VP,SC	1	\$1,900.10	
	Exc Award (06/30/2024)																	
137956	Chitwan New Voices	04/16/2019	Active	34	5	0	5	17.24%	29		1			N	M,SC	0	\$1,800.24	
	Exc Award (06/30/2021)																	
151639	Chitwan Nirvana	07/25/2022	Active	23	1	0	1	4.55%	20		0		2		S,T,M,VP,SC	7		
128630	Chitwan Parsa	09/14/2016	Active	27	7	1	6	28.57%	14	0	0			N	M,SC	4		
	Exc Award (06/30/2024)																	
147301	Chitwan Pithuwa	08/06/2021	Active(2)	7	10	14	-4	-36.36%	11	3	0				P,T,VP	N/A		
154159	Chitwan Rapti	04/24/2023	Active	18	3	7	-4	-18.18%	22	2	0			N	M,SC	6		



# Club Health Assessment for District 325 R through May 2025

Club Number	Club Name	Charter Date	Status	Membership							Reports					Finance	LCIF
				Current Member Count	YTD Members Added	YTD Members Dropped	YTD Net Growth	YTD Net Growth%	Member Count 12 Months Ago	Avg. length of service for dropped members	Months Since Last MMR ***	Yrs. Since Last Officer Report	President Rotation	Vice President Reported ****	Months Since Last Activity Report ***	Account Balance	Donations for current Fiscal Year
			Number of times on status quo within last two years	If below 15 members appears				If net loss is greater than 20% appears			If no report in 3 months appears in	When more than one year appears in	Number of repeat terms	Notes the officers that do not have an active	If no report at 12 months red		
102517	CHITWAN RHINO CITY	06/20/2008	Active	20	2	1	1	5.26%	23	0	0			R S	10		\$902.55
136782	Chitwan Rise	02/06/2019	Active	22	11	0	11	100.00%	11		0			N M,SC	2		
147303	Chitwan Royal	07/04/2021	Active	20	8	14	-6	-23.08%	26	4	0			N T,M,SC	5		\$1,800.39
102603	CHITWAN SAURAHA	06/23/2008	Active	62	1	0	1	1.64%	62		3			N	9		\$1,000.02
	Exc Award (06/30/2021)																
147709	Chitwan Sewak	07/26/2021	Active	21	14	2	12	133.33%	20	0	0			N T,M,SC	4		
147765	Chitwan Shining Ladies	08/19/2021	Active	23	0	0	0	0.00%	23		10			N M,VP,SC	10	90+ Days	
147006	Chitwan Spandan	07/04/2021	Active	26	4	0	4	18.18%	26		5			N	0		
148010	Chitwan Sundaram	08/26/2021	Active	20	6	0	6	42.86%	21		0			N S,M,SC	10		
148584	Chitwan Sunshine	10/21/2021	Active	14	0	0	0	0.00%	14		0			N S,T,M,SC	N/R		
154194	Chitwan Tigers	04/27/2023	Active	20	1	2	-1	-4.76%	23	2	0			N M,VP,SC	2		
151363	Chitwan Uttarganga	06/17/2022	Active	23	2	0	2	9.52%	21		1			N M,SC	0		
133580	Chitwan Wangmaya	01/11/2018	Active	20	1	8	-7	-25.93%	27	5	0			N S,T,M,VP,SC	9		\$1,800.16
101516	CHITWAN YOUTH	03/13/2008	Active	46	20	0	20	76.92%	26		0			N M,VP,SC	0		\$4,500.40
147710	Chitwan Youth Ladies	08/12/2021	Status Quo(1)	19	0	0	0	0.00%	19		17	1	None	P,S,T,M,VP SC	15	90+ Days	
147481	Devchuli Dibya	08/12/2021	Active	21	8	0	8	61.54%	13		8			N T,M,SC	N/A	90+ Days	
151644	Devchuli Saptarangi	12/12/2022	Active	12	4	2	2	20.00%	10	2	0			N T,M,VP,SC	6		
101154	GAIDAKOT	02/07/2008	Active	29	3	0	3	11.54%	26		0			N S	2		\$900.08
148016	Gaindakot Aakarshak	08/27/2021	Active	20	5	0	5	33.33%	15		0		2	R M,SC	N/A		
132051	Gaindakot City	07/03/2017	Active	21	5	0	5	31.25%	21		3			N M,SC	8		
134774	Gaindakot Kaligandaki	06/06/2018	Active	26	6	2	4	18.18%	24	3	0			N M,VP,SC	1		
101900	GAINDAKOT MAULAKALIKA	05/08/2008	Active	61	1	0	1	1.67%	61		0			N T,VP	5		
	Exc Award (06/30/2024)																
131249	Gaindakot Maulakalika Lily	06/08/2017	Active	21	3	0	3	16.67%	20		0			N S,M,SC	5		
	Exc Award (06/30/2023)																
147008	Gaindakot Utkrista	07/05/2021	Active	24	6	0	6	33.33%	20		0			R	0		




# Club Health Assessment for District 325 R through May 2025

			Status	Membership							Reports					Finance	LCIF	
Club Number	Club Name	Charter Date		Current Member Count	YTD Members Added	YTD Members Dropped	YTD Net Growth	YTD Net Growth%	Member Count 12 Months Ago	Avg. length of service for dropped members	Months Since Last MMR ***	Yrs. Since Last Officer Report	President Rotation	Vice President Reported ****	Months Since Last Activity Report ***	Account Balance	Donations for current Fiscal Year	
			Number of times on status quo within last two years	If below 15 members appears				If net loss is greater than 20% appears			If no report in 3 months appears in	When more than one year appears in	Number of repeat terms		Notes the officers that do not have an active	If no report at 12 months appears in red		
151342	Gaindakot West City	06/19/2022	Active	41	17	1	16	64.00%	31	0	3			R	M,SC	6		
86108	GEETANAGAR	04/06/2005	Active	33	0	4	-4	-10.81%	37	12	0			N	M,SC	10		
	Exc Award (06/30/2024)																	
29868	HIMALAYAS PATAN	10/04/1974	Active	57	22	0	22	62.86%	39		0			N	T,VP,SC	2		\$750.03
	Exc Award (06/30/2024)																	
125775	Kalika Padampur	09/17/2015	Active	24	1	2	-1	-4.00%	27	1	5			N	M,SC	8		
151659	Kathmandu Anupam	07/25/2022	Active	27	6	0	6	28.57%	21		1			R	M,VP,SC	0		
	Exc Award (06/30/2024)																	
147812	Kathmandu Bright Future	08/12/2021	Active	21	1	6	-5	-19.23%	29	3	1			N	M,SC	1		
116914	KATHMANDU CAPITAL CITY	05/21/2012	Active	29	0	0	0	0.00%	29		11			R	T,M,SC	24+		
150497	Kathmandu Dharahara Height	04/12/2022	Active	21	2	7	-5	-19.23%	24	1	2				T,VP	22		
	Exc Award (06/30/2024)																	
148719	Kathmandu Digital	12/22/2021	Active(1)	15	16	11	5	50.00%	0	2	0			N	S,M,SC	N/R		
150591	Kathmandu Global Peace	04/25/2022	Active	10	0	0	0	0.00%	10		23	1	None		P,S,T,M,VP SC	N/R		
127673	Kathmandu Golden Bageshwori	06/02/2016	Active	12	4	0	4	50.00%	8		0			N	M,VP,SC	6		\$1,000.02
147007	Kathmandu Gracious	07/05/2021	Active(1)	9	1	0	1	12.50%	17		0			N	M,SC	16		
151042	Kathmandu Jalpa Saptakoshi	05/31/2022	Active	23	3	0	3	15.00%	24		4			N	S	8		
61458	KATHMANDU MANASALU	01/21/1999	Active	20	7	0	7	53.85%	11		5			N		24+		
125599	Kathmandu Mithila City	08/13/2015	Active	26	11	6	5	23.81%	23	4	0			N		0		
151386	Kathmandu Mount Kopila Height	06/20/2022	Status Quo(1)	20	0	0	0	0.00%	24		11				P,S,M,VP,SC	N/R	90+ Days	
151380	Kathmandu Mount Machhapuchhre Height	06/20/2022	Cancelled(8*)	0	0	18	-18	-100.00%	8	1	5		None		P,S,T,M,VP SC	24+	90+ Days	
126777	Kathmandu Nirbana	03/09/2016	Active	18	7	9	-2	-10.00%	17	3	1			N	M	1		
	Exc Award (06/30/2022)																	
129850	Kathmandu Suyog	01/16/2017	Active	10	1	1	0	0.00%	10	0	5			N	M,SC	4		
	Exc Award (06/30/2021)																	
133202	Kathmandu United Bright	11/30/2017	Active	21	2	2	0	0.00%	21	3	1			N	M	0		



# Club Health Assessment for District 325 R through May 2025

			Status	Membership							Reports					Finance		LCIF
Club Number	Club Name	Charter Date		Current Member Count	YTD Members Added	YTD Members Dropped	YTD Net Growth	YTD Net Growth%	Member Count 12 Months Ago	Avg. length of service for dropped members	Months Since Last MMR ***	Yrs. Since Last Officer Report	President Rotation	Vice President Reported ****	Months Since Last Activity Report ***	Account Balance	Donations for current Fiscal Year	
			Number of times on status quo within last two years	If below 15 members appears				If net loss is greater than 20% appears			If no report in 3 months appears in	When more than one year appears in	Number of repeat terms	Notes the officers that do not have an active	If no report at 12 months appears in red			
Exc Award (06/30/2021, 06/30/2022, 06/30/2023)																		
132053	Kawasoti	07/03/2017	Active	13	4	16	-12	-48.00%	25	3	0			N	S,T,M,SC	6		
149010	Kawasoti Saptarangi	01/27/2022	Active(1)	10	0	0	0	0.00%	12		11			N	M,SC	N/A		
82351	KRISHNAPUR	05/18/2004	Active	29	5	4	1	3.57%	28	3	0			N	T	5		
120389	Lalitpur Shivam	09/23/2013	Active	25	6	3	3	13.64%	22	9	0				P,M,VP,SC	6		
147735	Madhyabindu City	08/10/2021	Active	28	8	0	8	40.00%	23		0			R	T,M,SC	3		
152820	Madhyabindu Saptarangi	12/12/2022	Active	21	10	0	10	90.91%	21		0			N	M,SC	1	\$900.08	
129026	Mangalpur	10/11/2016	Active	9	0	9	-9	-50.00%	22	7	0		2	N	M,SC	22		
135859	Maulakalika Arungkhola	02/25/2019	Status Quo(1)	17	0	0	0	0.00%	17		25	1	None		P,S,T,M,VP SC	24+	90+ Days	
40820	NARAYANGARH	01/18/1982	Active	30	0	0	0	0.00%	30		0			N		1	\$2,000.83	
64786	NARAYANGARH BALKUMARI	11/20/2001	Active	42	7	1	6	16.67%	38	11	2			N	VP	8		
Exc Award (06/30/2022)																		
125341	Narayangarh Chautari	07/16/2015	Active	33	13	0	13	65.00%	20		0			R	M,SC	4	\$1,805.10	
61182	NARAYANGARH CHITRAWAN	10/08/1998	Active	35	0	0	0	0.00%	35		2			N	S,M,VP,SC	6		
66412	NARAYANGARH DIYALO	06/28/2002	Active	43	14	0	14	48.28%	29		1			R	M,VP,SC	0	\$7,400.69	
143908	Narayangarh Golden Ladies	12/21/2020	Status Quo(1)	20	8	0	8	66.67%	12		1			N	M,SC	6	90+ Days	
102514	NARAYANGARH LALI GURANS	06/19/2008	Active	26	1	3	-2	-7.14%	28	11	2			R	T,M	0		
109259	NARAYANGARH MID-TOWN	10/13/2010	Active	28	0	0	0	0.00%	28		0			N	S,T,M,SC	8	\$900.08	
61517	NARAYANGARH NARAYANI	02/11/1999	Active	46	3	0	3	6.98%	43		1			N	M	0	\$3,901.05	
Exc Award (06/30/2023, 06/30/2024)																		
132060	Narayangarh Professional	07/03/2017	Active	22	7	5	2	10.00%	20	6	1			N	T,M,SC	4		
147404	Narayangarh Puspanjali	07/06/2021	Active	15	0	2	-2	-11.76%	17	3	0			N	T,M,SC	5		
77420	NARAYANGARH SANGAMCHOK	12/10/2003	Active	47	0	4	-4	-7.84%	51	12	1			N		4		
Exc Award (06/30/2023, 06/30/2024)																		
133951	Narayangarh Sangamchowk Sanjivini	02/26/2018	Active	28	0	0	0	0.00%	28		0			N	M,SC	4		
Exc Award (06/30/2021, 06/30/2023)																		



# Club Health Assessment for District 325 R through May 2025

			Status	Membership							Reports					Finance		LCIF
Club Number	Club Name	Charter Date		Current Member Count	YTD Members Added	YTD Members Dropped	YTD Net Growth	YTD Net Growth%	Member Count 12 Months Ago	Avg. length of service for dropped members	Months Since Last MMR ***	Yrs. Since Last Officer Report	President Rotation	Vice President Reported ****	Months Since Last Activity Report ***	Account Balance	Donations for current Fiscal Year	
			Number of times on status quo within last two years	If below 15 members appears					If net loss is greater than 20% appears			If no report in 3 months appears in	When more than one year appears in	Number of repeat terms	Notes the officers that do not have an active	If no report at 12 months appears in red		
118279	NARAYANI CHAUTARI	11/29/2012	Active	31	6	0	6	24.00%	28		1			N	P,T,M,SC	2		\$902.55
147185	Narayani Creative	07/06/2021	Active	32	0	0	0	0.00%	34		0			N	T,M,SC	0		
135646	Narayani MJF	07/16/2018	Active	21	0	0	0	0.00%	21		1			N	P,T,M,SC	4		\$1,000.34
97958	NAWALPARASI NAWALPUR	11/01/2006	Active	30	7	0	7	30.43%	22		0			N	M,SC	1		\$900.08
151689	Nawalpur Atulya	11/14/2022	Active	20	0	0	0	0.00%	20		9			N	S,M,SC	N/A		
134380	Nawalpur City	05/02/2018	Active	23	0	0	0	0.00%	25		11			N	M,SC	0		
Exc Award (06/30/2023)																		
144578	Nawalpur Dynamic	12/28/2020	Active	22	13	0	13	144.44%	9		3				T,M,VP,SC	2	90+ Days	
152108	Nawalpur Mid City	08/01/2022	Active	20	9	0	9	81.82%	11		8			N	M,SC	0		
139029	Nawalpur Mid Point	09/09/2019	Active	25	5	0	5	25.00%	23		0			N	M,VP,SC	0		
125668	Nepal Everest Himalaya	08/25/2015	Active	27	2	0	2	8.00%	25		0			N	M,SC	3		\$900.01
108997	PATAN URJA	08/03/2010	Active	28	2	2	0	0.00%	27	4	0			N	S,M,VP	0		
Exc Award (06/30/2018)																		
116139	PATIHANI	03/02/2012	Cancelled(8*)	0	0	10	-10	-100.00%	10	7	5		None		P,S,T,M,VP SC	N/R	90+ Days	
147354	Rajahar City	07/06/2021	Active	22	9	0	9	69.23%	18		3			N	M,SC	17		
60698	RATNANAGAR	04/27/1998	Active	36	3	0	3	9.09%	52		0			R	M,VP,SC	1		\$1,800.02
147339	Ratnanagar Ladies	08/19/2021	Active	22	2	2	0	0.00%	22	2	5			N	M,SC	5		
125453	Ratnanagar Mid Nepal	07/24/2015	Active	47	1	0	1	2.17%	49		1			N	M,SC	2		
147300	Ratnanagar Panchakanya	07/19/2021	Active	17	0	13	-13	-43.33%	30	3	0				M,VP,SC	10		
125454	Ratnanagar Peace	07/24/2015	Active	39	3	0	3	8.33%	36		4			R		1		
Exc Award (06/30/2021)																		
132061	Ratnanagar Sambriddhi	07/13/2017	Active	34	0	0	0	0.00%	37		4			N	T,M,SC	4		
125464	Sauraha Wildlife City	07/31/2015	Active	29	2	4	-2	-6.45%	36	5	0			N	M,SC	10		
111652	VAIDIKNAGAR	09/28/2011	Active	36	1	0	1	2.86%	35		0				M,VP,SC	2		



# Club Health Assessment for District 325 R through May 2025

			Status	Membership							Reports					Finance	LCIF
Club Number	Club Name	Charter Date		Current Member Count	YTD Members Added	YTD Members Dropped	YTD Net Growth	YTD Net Growth%	Member Count 12 Months Ago	Avg. length of service for dropped members	Months Since Last MMR ***	Yrs. Since Last Officer Report	President Rotation	Vice President Reported ****	Months Since Last Activity Report ***	Account Balance	Donations for current Fiscal Year
			Number of times on status quo within last two years	If below 15 members appears				If net loss is greater than 20% appears			If no report in 3 months appears in	When more than one year appears in	Number of repeat terms	Notes the officers that do not have an active	If no report at 12 months appears in red		

Clubs Cancelled Previous Fiscal Year – Clubs Cancelled within last 12 months may be reinstated

Club Number	Club Name	Charter Date	Current Status*	Cancellation Date
120325	Bageeswori Narayani	09/12/2013	Cancelled(8*)	06/29/2024
151376	Baneshwor Height	06/20/2022	Cancelled(8*)	12/29/2023
133106	Bharatpur Friends	11/15/2017	Cancelled(8*)	06/29/2024
125451	Bharatpur Munalchowk	07/27/2015	Cancelled(8*)	12/29/2023
147496	Bharatpur Smart Women	08/06/2021	Cancelled(8*)	06/29/2024
149012	Bharatpur Suryachowk	11/23/2021	Cancelled(8*)	12/29/2023
151384	Bharatpur Unnati	06/20/2022	Cancelled(8*)	12/29/2023
147195	Chitwan Danphe	07/04/2021	Cancelled(8*)	05/29/2024
148234	Chitwan Mutu	09/24/2021	Cancelled(8*)	12/29/2023
148235	Chitwan Royal Mid Town	09/16/2021	Cancelled(8*)	06/29/2024
147734	Chitwan Smile Crafters	08/10/2021	Cancelled(8*)	05/29/2024
151312	Chitwan Tara	06/15/2022	Cancelled(8*)	12/29/2023
147384	Kaligandaki Peace	10/05/2021	Cancelled(8*)	06/29/2024
147268	Kathmandu Bodhi	09/23/2021	Cancelled(8*)	04/29/2024
149599	Kathmandu Citizen Voice	03/28/2022	Cancelled(8*)	06/29/2024
147815	Kathmandu Golden Chartered	05/05/2022	Cancelled(8*)	12/29/2023
151378	Kathmandu Height Luckys Beauty	06/20/2022	Cancelled(8*)	08/29/2023
129063	Kathmandu Matribhumi Centennial	09/28/2016	Cancelled(8*)	12/29/2023
138940	Kathmandu Sambodhi	02/10/2020	Cancelled(8*)	12/29/2023
135171	Maulakalika Lotus	06/19/2018	Cancelled(8*)	06/29/2024
148124	Narayangarh Model	09/02/2021	Cancelled(8*)	12/29/2023
147405	Narayani Rhino City	07/06/2021	Cancelled(8*)	12/29/2023
134777	Nawalpur Devchuli	05/22/2018	Cancelled(8*)	08/29/2023
151382	Nawalpur Golden City	06/19/2022	Cancelled(8*)	12/29/2023
144251	Nawalpur Kawasoti	12/22/2020	Cancelled(8*)	12/29/2023



## Club Health Assessment for District 325 R through May 2025

INTERNATIONAL

			Status		Membership								Reports					Finance		LCIF
Club Number	Club Name	Charter Date			Current Member Count	YTD Members Added	YTD Members Dropped	YTD Net Growth	YTD Net Growth%	Member Count 12 Months Ago	Avg. length of service for dropped members	Months Since Last MMR ***	Yrs. Since Last Officer Report	President Rotation	Vice President Reported ****	Months Since Last Activity Report ***	Account Balance	Donations for current Fiscal Year		
			Number of times on status quo within last two years		If below 15 members appears					If net loss is greater than 20% appears		If no report in 3 months appears in	When more than one year appears in	Number of repeat terms		Notes the officers that do not have an active	If no report at 12 months appears in red			
125707	Ratnanagar Belsi	09/01/2015	Cancelled(8*)		12/29/2023															
151429	Ratnanagar Star	06/20/2022	Cancelled(8*)		12/29/2023															
Current Total Clubs Count	YTD New Clubs Count	YTD Cancelled Clubs Count	YTD Net Club Gain	Current Total Members Count	YTD Add	YTD Drop	YTD Net Growth	YTD Net Growth %	Member Count 12 Months Ago	Average Member Count Per Club	% of Clubs with less than 20 members	% No MMR in 3 Months	% No Officer Report in 12 Months	% of Clubs with balance 90+ days	Number of Clubs in Status Quo	% Status Quo Clubs in Financial Suspension	Number of Cancelled Clubs	Average Cancelled Club Age	Members Lost Due to Cancellation	% of Clubs Cancelled for Non-Financial Reasons
172	16	4	12	4,114	993	434	559	15.72%	3,674	24	19%	24%	2%	4%	4	100%	4	29	63	-675%

\* - P - Priority Club. Cancellation Reasons: 1-Objectives/conduct, 2-Non-active club, 5-Non-existing club, 6-Disbanding, 7-Merger, 8-Financial Suspension, 9-District/Multiple District Dues.

\*\* - Abbreviation: P-President, S-Secretary, T-Treasurer, M-Member Chairperson, VP-First Vice President, MC-Communications Chairperson, SC-Service Chairperson

\*\*\* - Abbreviation: N/R - Never reported using the Lions Clubs website, N/A - Not applicable, No password registered for the Lions Clubs website.

\*\*\*\* - Abbreviation: N - New, IP - Immediate Past, R - Repeat.





# Club Health Assessment for District 325 S through May 2025

Club Number	Club Name	Charter Date	Status	Membership							Reports					Finance	LCIF
				Current Member Count	YTD Members Added	YTD Members Dropped	YTD Net Growth	YTD Net Growth%	Member Count 12 Months Ago	Avg. length of service for dropped members	Months Since Last MMR ***	Yrs. Since Last Officer Report	President Rotation	Vice President Reported ****	Months Since Last Activity Report ***	Account Balance	Donations for current Fiscal Year
			Number of times on status quo within last two years	If below 15 members appears				If net loss is greater than 20% appears			If no report in 3 months appears	When more than one year appears in	Number of repeat terms	Notes the officers that do not have appears in an active	If no report at 12 months red		
<b>Clubs less than two years old</b>																	
155135	Birganj Great People	08/17/2023	Active	5	0	15	-15	-75.00%	20	4	0		2	R	S,T,M,SC	N/A	
172640	Birgunj Humanity	07/16/2024	Active	20	20	0	20	100.00%	0		10			N	T,M,SC	N/R	
171624	Birgunj Metro City	05/20/2024	Active	14	2	9	-7	-33.33%	21	1	5		2	R	M,SC	2	
157812	Birgunj Prabhu	03/20/2024	Active	7	1	14	-13	-65.00%	20	1	0		2	R	T,M,VP,SC	10	
157792	Birgunj Printopack	03/20/2024	Active	20	0	0	0	0.00%	20		14		2	R	SC	N/R	
157813	Birgunj Sakhi	03/20/2024	Active	6	0	14	-14	-70.00%	20	0	9		2	N	S,T,M,VP,SC	N/R	
178650	Birgunj Sarbottam	09/17/2024	Active	11	20	9	11	100.00%	0	0	1			N	M,SC	N/R	90+ Days
179986	Birgunj Supreme	12/17/2024	Active	20	20	0	20	100.00%	0		5			N	M,VP,SC	N/A	
172489	Hetauda Bhutandevi Bright	09/18/2024	Active	20	20	0	20	100.00%	0		4			N	T,M,VP,SC	10	
172576	Hetauda Social Health and Human Service	08/16/2024	Active	20	20	0	20	100.00%	0		1			N	T,M,SC	N/R	\$1,000.16
180003	Hetauda Swornim Bhabisya	12/17/2024	Active	17	21	4	17	100.00%	0	0	2			N	T,M,SC	N/R	
156192	Jeetpur Youth	09/26/2023	Active	20	0	0	0	0.00%	20		8			N	M,SC	N/A	90+ Days
172639	Kathmandu Aksharica	07/13/2024	Active	34	34	0	34	100.00%	0		8			N	M,SC	N/R	
180100	Kathmandu Everest Buddha Janmabhumi	12/31/2024	Active	22	22	0	22	100.00%	0		0			N		0	
155233	Kathmandu Pratibadhatta	07/17/2023	Active	24	4	3	1	4.35%	23	1	4		2	N		2	\$150.00
Exc Award (06/30/2024)																	
156955	Kathmandu Tarakeshwor Nepaltar	12/28/2023	Active	21	1	7	-6	-22.22%	24	1	0		2	N	M	16	
175507	Lalitpur Elite Heiwa	12/13/2024	Active	20	20	0	20	100.00%	0		0			N	M,VP,SC	1	
156189	Lalitpur Elite Legend	09/29/2023	Active(1)	1	1	24	-23	-95.83%	24	1	4				S,T,M,VP,SC	2	
158007	Lalitpur Elite Pariwar	05/20/2024	Active	20	0	0	0	0.00%	20		12		2	R	M,SC	2	
180431	Lalitpur Elite Roar	01/28/2025	Active	20	20	0	20	100.00%	0		3			N	M	2	
181940	Lalitpur Healing Hands	04/17/2025	Newly Chartered	20	20	0	20	100.00%	0		1			N		N/R	
155063	Lalitpur Lakhey Pariwar	07/17/2023	Active	11	1	10	-9	-45.00%	20	1	1		2	R	T,M,SC	2	



# Club Health Assessment for District 325 S through May 2025

			Status	Membership							Reports					Finance		LCIF
Club Number	Club Name	Charter Date		Current Member Count	YTD Members Added	YTD Members Dropped	YTD Net Growth	YTD Net Growth%	Member Count 12 Months Ago	Avg. length of service for dropped members	Months Since Last MMR ***	Yrs. Since Last Officer Report	President Rotation	Vice President Reported ****	Months Since Last Activity Report ***	Account Balance	Donations for current Fiscal Year	
			Number of times on status quo within last two years	If below 15 members appears				If net loss is greater than 20% appears			If no report in 3 months appears in	When more than one year appears in	Number of repeat terms	Notes the officers that do not have an active	If no report at 12 months appears in red			
180910	Lalitpur Yashodhara Bouddha Campus	03/05/2025	Newly Chartered	20	20	0	20	100.00%	0		2			N	T,M,VP,SC	N/A	90+ Days	
178930	Makawanpur Innovative Gold	09/30/2024	Active	20	20	0	20	100.00%	0		0			N	T,M,SC	3		
179987	Makawanpur Health Pioneers	12/17/2024	Active	21	21	0	21	100.00%	0		5			N	T,M,SC	N/A		
172488	Makawanpur Sagarmatha Smart	08/09/2024	Status Quo(1)	32	32	0	32	100.00%	0		5			N	M,SC	3		
156008	Simara Jagaran	09/26/2023	Active	25	0	0	0	0.00%	25		0		None		P,S,T,M,VP SC	0		
Clubs more than two years old																		
145984	Amlekhganj	05/24/2021	Active(1)	15	5	6	-1	-6.25%	15	3	0			N	S,M,SC	10	\$1,800.12	
144774	Bara Ganjbhawanipur	12/31/2020	Active(1)	11	11	12	-1	-8.33%	12	4	1				P,T,M,VP,SC	N/A		
26070	BIRGANJ	09/17/1973	Active	45	8	9	-1	-2.17%	56	12	0				T,M,VP,SC	8		
Exc Award (06/30/2022)																		
42916	BIRGANJ ADARSHNAGAR	06/20/1983	Active	49	3	0	3	6.52%	46		2			N	T,M,VP,SC	9		
Exc Award (06/30/2024)																		
61516	BIRGANJ CENTRAL	02/11/1999	Active	11	0	0	0	0.00%	13		11			N	S,M,VP,SC	4		
59380	BIRGANJ GATEWAY	04/21/1997	Active	23	0	0	0	0.00%	21		0		2	R	T,M,VP,SC	9		
47592	BIRGANJ GREATER	06/29/1987	Active	2	0	0	0	0.00%	2		53		3		P,T,M,VP,SC	24+		
107215	BIRGANJ GREEN CAMPUS	01/07/2010	Active	20	5	0	5	33.33%	15		2		2	N	M,SC	16		
63163	BIRGANJ MILLENNIUM MJF	05/15/2000	Active	36	4	5	-1	-2.70%	36	8	4			N	T,SC	10		
Exc Award (06/30/2024)																		
61455	BIRGANJ NORTH	01/21/1999	Active	12	0	0	0	0.00%	12		47		5	R	T,M,VP,SC	24+		
99294	BIRGANJ YOUTH	05/03/2007	Active(1)	1	0	1	-1	-50.00%	2	18	2		2		S,T,M,VP,SC	24+		
147733	Birgunj Bijaypath	08/12/2021	Active	2	0	0	0	0.00%	2		1		2		S,T,M,VP,SC	N/A		
98902	BIRGUNJ CENTRAL CITY	03/29/2007	Active	10	4	3	1	11.11%	9	7	5			N	T,M,SC	0		
143967	Birgunj Curative	12/10/2020	Active	18	0	2	-2	-10.00%	22	4	0			N	M,VP,SC	14		
142809	Birgunj Excellence	09/02/2020	Active	10	0	0	0	0.00%	10		16			N	T,M,SC	24+		
151622	Birgunj Friend Zone	12/12/2022	Active(1)	3	0	0	0	0.00%	3		12		2		T,M,VP,SC	N/R		



# Club Health Assessment for District 325 S through May 2025

			Status	Membership							Reports					Finance		LCIF
Club Number	Club Name	Charter Date		Current Member Count	YTD Members Added	YTD Members Dropped	YTD Net Growth	YTD Net Growth%	Member Count 12 Months Ago	Avg. length of service for dropped members	Months Since Last MMR ***	Yrs. Since Last Officer Report	President Rotation	Vice President Reported ****	Months Since Last Activity Report ***	Account Balance	Donations for current Fiscal Year	
			Number of times on status quo within last two years	If below 15 members appears				If net loss is greater than 20% appears			If no report in 3 months appears in	When more than one year appears in	Number of repeat terms	Notes the officers that do not have an active	If no report at 12 months appears in red			
130136	Birgunj Golden Sparrow	02/21/2017	Active	1	0	0	0	0.00%	1		35		3	S,T,M,VP,SC	24+			
144436	Birgunj Green City	12/24/2020	Active(1)	1	0	0	0	0.00%	1		23		2	S,T,M,VP,SC	N/R			
144437	Birgunj Initiative	12/24/2020	Active	1	0	0	0	0.00%	1		35		3	S,T,M,VP,SC	N/A			
139089	Birgunj Jay Gahawa Mai	10/22/2019	Active(1)	1	0	0	0	0.00%	1		35	1	None	P,S,T,M,VP SC	24+			
147792	Birgunj Kutumba	10/25/2021	Active	9	0	0	0	0.00%	9		9			S,M,VP,SC	8			
140586	Birgunj Pariwar	01/03/2020	Active	28	5	3	2	7.69%	22	2	6		R	M,SC	2			
Exc Award (06/30/2022, 06/30/2023)																		
150142	Birgunj Sahayogi	06/02/2022	Active(1)	1	3	2	1	100.00%	5	1	8			T,M,VP,SC	N/A			
147092	Birgunj Samarpan	07/06/2021	Active(3)	8	8	8	0	0.00%	8	3	0			T,M,VP,SC	24+			
145553	Birgunj Sanskriti Gold	03/10/2021	Active	11	3	6	-3	-21.43%	19	3	0		N	S,M,VP,SC	2			
147136	Birgunj Sesame Academy	07/04/2021	Active	4	2	0	2	100.00%	4		0		2	S,T,M,VP,SC	5			
122808	Birgunj The Walking Team NLF	08/04/2014	Cancelled(8*)	0	0	25	-25	-100.00%	20	10	9		None	P,S,T,M,VP SC	24+	90+ Days		
147267	Birgunj Tornado	07/04/2021	Active(1)	2	1	1	0	0.00%	4	4	0			S,T,M,VP,SC	N/R			
35305	HETAUDA	03/30/1978	Active(1)	46	8	0	8	21.05%	38		2		N	P,M,VP,SC	17		\$900.06	
116862	HETAUDA BAZAR	06/18/2012	Active(1)	23	4	8	-4	-14.81%	27	4	0		N	M,SC	1			
121218	Hetauda Bazar Green City	01/30/2014	Active(2)	8	2	1	1	14.29%	7	9	2		2	S,M,SC	24+			
107214	HETAUDA BHUTANDEVI	01/07/2010	Active	21	6	6	0	0.00%	27	9	3			T,M,VP	5			
131172	Hetauda Bhutandevi Bazar	06/02/2017	Active	54	34	1	33	157.14%	25	1	0		R	T,M,VP,SC	7		\$2,270.53	
Exc Award (06/30/2021)																		
142143	Hetauda Bhutandevi Centennial	08/19/2020	Active	6	0	8	-8	-57.14%	14	3	3		N	S,T,M,SC	15			
Exc Award (06/30/2022)																		
144573	Hetauda Bhutandevi Pearl	12/28/2020	Active(2)	13	9	0	9	225.00%	3		0			T,M,VP,SC	N/R			
102268	HETAUDA CITY	06/04/2008	Active(1)	18	5	2	3	20.00%	18	16	5		N	P,S,T,M,SC	16			
118274	HETAUDA LORD BUDDHA	11/12/2012	Active(1)	13	3	8	-5	-27.78%	18	7	1		N	T,M,SC	21			
132044	Hetauda Manakamana	07/11/2017	Active	10	0	0	0	0.00%	10		0		N	S,T,M,VP,SC	0			
125584	Hetauda Muktinath	08/17/2015	Active(2)	9	18	17	1	12.50%	9	7	2		2	T,M,VP,SC	24+			



# Club Health Assessment for District 325 S through May 2025

			Status	Membership							Reports					Finance		LCIF
Club Number	Club Name	Charter Date		Current Member Count	YTD Members Added	YTD Members Dropped	YTD Net Growth	YTD Net Growth%	Member Count 12 Months Ago	Avg. length of service for dropped members	Months Since Last MMR ***	Yrs. Since Last Officer Report	President Rotation	Vice President Reported ****	Months Since Last Activity Report ***	Account Balance	Donations for current Fiscal Year	
			Number of times on status quo within last two years	If below 15 members appears				If net loss is greater than 20% appears			If no report in 3 months appears in	When more than one year appears in	Number of repeat terms	Notes the officers that do not have an active	If no report at 12 months appears in red			
145698	Hetauda New Voices	04/08/2021	Status Quo(1)	11	11	10	1	10.00%	10	4	0			S,T,M,VP,SC	8	90+ Days		
132621	Hetauda Pashupatinagar	09/12/2017	Active	13	0	0	0	0.00%	13		9			P,S,T,M,VP SC	7			
125390	Hetauda Pathibhara	07/22/2015	Active	10	5	5	0	0.00%	10	9	3			S,T,M,VP,SC	24+			
132056	Hetauda Pathibhara Gold	07/07/2017	Active	13	0	1	-1	-7.14%	14	2	5		N	S	2			
127745	Hetauda Smarak	06/07/2016	Active	18	1	1	0	0.00%	18	7	4		N	M,SC	10			
130478	Hetauda Suryodaya	03/16/2017	Active(1)	26	14	0	14	116.67%	12		0		N	S,T,M,SC	24+			
137915	Hetauda Suryodaya Rising	04/05/2019	Active(2)	14	17	3	14	100.00%	0	2	0		3	S,T,M,VP,SC	N/R			
147804	Hetauda Unified	01/28/2022	Active(2)	20	11	2	9	81.82%	10	2	0		N	T,M,SC	24+			
142144	Hetauda Young Galaxy	11/23/2020	Active	11	0	0	0	0.00%	11		4		N	S,T,M,VP,SC	24+			
61457	JEETPUR SIMARA	01/21/1999	Active	30	9	1	8	36.36%	23	2	1		None	N P,VP	4			
144438	Kalaiya Bara	12/27/2020	Active	16	2	0	2	14.29%	15		1		N	P,T,M	0			
101064	KATHMANDU ABHISHEK	01/23/2008	Active	7	0	0	0	0.00%	9		3			M,VP,SC	23			
144705	Kathmandu Asarphi	12/30/2020	Active	20	0	0	0	0.00%	20		3		2	R M,SC	N/R			
130007	Kathmandu Ashapureswor	02/06/2017	Active(2)	8	0	0	0	0.00%	8		18		N	M,SC	24+			
82493	KATHMANDU ASHOKA	06/02/2004	Active	8	1	7	-6	-42.86%	14	4	5		N	M,SC	0			
133014	Kathmandu Bhutandevi Universal Exc Award (06/30/2021)	11/07/2017	Active	11	1	1	0	0.00%	20	7	9		N	S,M,SC	6			
147197	Kathmandu Community Service	07/05/2021	Active(1)	7	6	7	-1	-12.50%	8	4	1		None	N P,S,T,M,SC	9			
47955	KATHMANDU EVEREST Exc Award (06/30/2018)	12/14/1987	Active(1)	16	0	0	0	0.00%	22		0		N	M,VP,SC	19			
147198	Kathmandu Everest Bright	07/19/2021	Active(1)	6	6	4	2	50.00%	9	3	0			T,M,VP,SC	1			
132045	Kathmandu Everest Centennial Exc Award (06/30/2023)	07/11/2017	Active	23	7	4	3	15.00%	18	6	1		2	R T,SC	0		\$100.29	
132057	Kathmandu Everest Centennial Women Exc Award (06/30/2023)	07/18/2017	Active	18	3	4	-1	-5.26%	19	7	8		R	T,M,SC	0			



# Club Health Assessment for District 325 S through May 2025

Club Number	Club Name	Charter Date	Status	Membership							Reports					Finance	LCIF
				Current Member Count	YTD Members Added	YTD Members Dropped	YTD Net Growth	YTD Net Growth%	Member Count 12 Months Ago	Avg. length of service for dropped members	Months Since Last MMR ***	Yrs. Since Last Officer Report	President Rotation	Vice President Reported ****	Months Since Last Activity Report ***	Account Balance	Donations for current Fiscal Year
			Number of times on status quo within last two years	If below 15 members appears				If net loss is greater than 20% appears			If no report in 3 months appears in	When more than one year appears in	Number of repeat terms	Notes the officers that do not have an active	If no report at 12 months red		
122813	Kathmandu Everest Height Exc Award (06/30/2018)	08/01/2014	Active	10	0	1	-1	-9.09%	12	4	10			N	M,SC	24+	
142146	Kathmandu Everest Laligurans	08/19/2020	Cancelled(8*)	0	0	15	-15	-100.00%	15	4	4		None	P,S,T,M,VP SC	21	90+ Days	
145103	Kathmandu Everest Sanga	02/22/2021	Active	4	1	1	0	0.00%	10	2	0		3	M,VP,SC	5		
67481	KATHMANDU FULBARI	03/20/2003	Active	20	1	2	-1	-4.76%	21	11	1			S,T,M,VP,SC	15		
126773	Kathmandu Greenland	02/11/2016	Cancelled(8*)	0	0	20	-20	-100.00%	20	7	5		None	P,S,T,M,VP SC	24+	90+ Days	
100368	KATHMANDU KAMANA	10/11/2007	Active	14	2	0	2	16.67%	12		9			S,T,M,VP,SC	3		
145128	Kathmandu Kosheli Professional	02/23/2021	Active	2	0	3	-3	-60.00%	7	4	1			T,M,VP,SC	24+		
125804	Kathmandu Makhamali Vatika	09/21/2015	Active	14	0	6	-6	-30.00%	20	9	10			N	T,M,SC	24+	
121036	Kathmandu Margadarsan	12/30/2013	Active(1)	22	6	0	6	37.50%	18		3			N	T,M,SC	24+	
147222	Kathmandu Namaste	08/19/2021	Active	19	3	0	3	18.75%	21		10			N	M	8	
139014	Kathmandu Nari Shakti	03/09/2020	Active	10	0	4	-4	-28.57%	14	5	10			S,T,M,VP,SC	N/R		
144678	Kathmandu Naxal Height	12/31/2020	Active(1)	15	0	0	0	0.00%	16		3			N	S,M,SC	N/A	
144639	Kathmandu New Gautam Buddha	12/29/2020	Active(1)	9	1	2	-1	-10.00%	0	4	9		2	N	M,SC	20	
147808	Kathmandu Paramount	08/19/2021	Active	16	4	4	0	0.00%	16	3	4			N	T,M,SC	10	
99952	KATHMANDU PARIJAT	09/30/2007	Active(1)	11	20	9	11	100.00%	0	0	1		2	N	S,T,M	24+	
134735	Kathmandu Peace Zone	05/11/2018	Active	9	0	0	0	0.00%	9		83		8		P,S,M,VP,SC	N/R	
111083	KATHMANDU PEACE CENTER	05/19/2011	Active	5	0	0	0	0.00%	5		30		None	P,S,T,M,VP SC	24+		
128939	Kathmandu Peace Mount Everest	10/03/2016	Active	18	0	0	0	0.00%	18		21			R	T,M,VP,SC	7	
134849	Kathmandu Robust	05/30/2018	Cancelled(8*)	0	0	9	-9	-100.00%	13	6	8		None	P,S,T,M,VP SC	24+	90+ Days	
151679	Kathmandu Rose Garden	08/17/2022	Active(1)	18	1	3	-2	-10.00%	20	2	8			T,M,VP,SC	N/R		
151680	Kathmandu Sadbhavana Exc Award (06/30/2023)	07/25/2022	Active	22	7	3	4	22.22%	27	1	3			N	M,SC	0	\$900.04
120351	Kathmandu Sagarmatha Central	09/17/2013	Active(1)	9	10	14	-4	-30.77%	16	5	0		2		M,VP,SC	19	



# Club Health Assessment for District 325 S through May 2025

			Status	Membership							Reports					Finance		LCIF
Club Number	Club Name	Charter Date		Current Member Count	YTD Members Added	YTD Members Dropped	YTD Net Growth	YTD Net Growth%	Member Count 12 Months Ago	Avg. length of service for dropped members	Months Since Last MMR ***	Yrs. Since Last Officer Report	President Rotation	Vice President Reported ****	Months Since Last Activity Report ***	Account Balance	Donations for current Fiscal Year	
			Number of times on status quo within last two years	If below 15 members appears				If net loss is greater than 20% appears			If no report in 3 months appears in	When more than one year appears in	Number of repeat terms	Notes the officers that do not have an active	If no report at 12 months appears in red			
148338	Kathmandu Sajha	09/16/2021	Active(2)	7	2	2	0	0.00%	4	2	5			N	M,SC	21		
151682	Kathmandu Siddheswor	08/17/2022	Active	13	0	7	-7	-35.00%	20	2	10			N	M,VP,SC	6		
132042	Kathmandu Smile	07/03/2017	Active(1)	13	0	1	-1	-7.14%	16	7	0				M,VP,SC	0		
103537	KATHMANDU SUNAKHARI	09/09/2008	Active	27	4	2	2	8.00%	34	9	0			N	M,SC	2	\$399.39	
154147	Kathmandu Swoyambhu Height	05/09/2023	Active(1)	10	26	36	-10	-50.00%	20	2	3		2	R	T,M,VP,SC	N/A		
56224	KATHMANDU TRIPURESWOR	11/07/1994	Active	26	5	0	5	23.81%	21		8			R	P,M,SC	4	\$900.06	
135640	Kathmandu United Sagarmatha	08/09/2018	Active(2)	8	3	2	1	14.29%	12	2	9			N	S,T,M,VP,SC	8	\$900.06	
138916	Kathmandu United Stock	08/16/2019	Active	15	1	12	-11	-42.31%	26	4	0			N	VP,SC	1		
	Exc Award (06/30/2023)																	
57111	KATHMANDU VALLEY WEST	06/22/1995	Active	20	5	0	5	33.33%	22		1				M,VP,SC	10		
	Exc Award (06/30/2022)																	
147132	Lalitpur Bright Star	09/27/2021	Active	17	17	2	15	750.00%	0	4	3			N	S,M,SC	N/R		
151672	Lalitpur Devithan	08/17/2022	Active	2	0	3	-3	-60.00%	5	2	1				T,M,VP,SC	N/A		
140571	Lalitpur Dibya Jyoti	12/30/2019	Active	22	12	7	5	29.41%	0	3	0			N	T,M,SC	24+		
150627	Lalitpur Elite	05/06/2022	Active(1)	24	7	2	5	26.32%	21	2	1			N	M,SC	0	\$900.06	
127754	Lalitpur Elite Bishal Nagar	06/07/2016	Active(1)	3	0	8	-8	-72.73%	11	6	1		3		T,M,VP,SC	2		
145618	Lalitpur Elite Shine	06/02/2021	Active(1)	2	5	4	1	100.00%	3	0	1				T,M,VP,SC	2		
135700	Makawanpur Diamond	12/07/2018	Active	32	14	11	3	10.34%	30	2	1			N	P,M,SC	24+		
145712	Makawanpur Entrepreneurs	03/19/2021	Active(1)	14	17	3	14	100.00%	0	2	0				S,T,M,VP,SC	N/A		
146902	Makawanpur Gadhi	06/20/2021	Cancelled(8*)	0	0	9	-9	-100.00%	9	4	23		None		P,S,T,M,VP SC	24+	90+ Days	
146462	Makawanpur Help Desk	06/02/2021	Active(1)	19	5	0	5	35.71%	14		1			N	M,SC	21		
105233	MAKAWANPUR HETAUDA	04/20/2009	Active(1)	40	15	1	14	53.85%	26	14	8				M,VP,SC	24+		
145745	Makawanpur Innovative	03/30/2021	Active	14	2	0	2	16.67%	21		6			N	M,SC	1		
142159	Makawanpur Lotus	08/24/2020	Active(2)	2	14	12	2	100.00%	0	5	0				S,T,M,VP,SC	24+		
144802	Makawanpur Silver Couple	12/31/2020	Active	6	1	1	0	0.00%	8	2	0				S,T,M,VP,SC	21		
	Exc Award (06/30/2021)																	



## Club Health Assessment for District 325 S through May 2025

Club Number	Club Name	Charter Date	Status	Membership							Reports					Finance	LCIF
				Current Member Count	YTD Members Added	YTD Members Dropped	YTD Net Growth	YTD Net Growth%	Member Count 12 Months Ago	Avg. length of service for dropped members	Months Since Last MMR ***	Yrs. Since Last Officer Report	President Rotation	Vice President Reported ****	Months Since Last Activity Report ***	Account Balance	Donations for current Fiscal Year
			Number of times on status quo within last two years	If below 15 members appears				If net loss is greater than 20% appears			If no report in 3 months appears in	When more than one year appears in	Number of repeat terms	Notes the officers that do not have an active	If no report at 12 months appears in red		
111085	MAKWANPUR BASAMADI	06/15/2011	Active(2)	19	0	4	-4	-17.39%	24	6	0			N	S,M,VP,SC	16	
138942	Makwanpur Bazar Silver	09/03/2019	Active	20	0	3	-3	-13.04%	23	1	5			N	T,M,VP,SC	15	
Exc Award (06/30/2020, 06/30/2021)																	
133965	Manahari	03/20/2018	Active	3	0	0	0	0.00%	3		40		6		S,M,VP,SC	24+	
125486	Nepal Tourism	07/27/2015	Active	20	7	7	0	0.00%	20	3	3			N	M,SC	24+	
144754	Simara Youth	12/30/2020	Cancelled(8*)	0	1	13	-12	-100.00%	12	2	2		None		P,S,T,M,VP SC	9	90+ Days

Clubs Cancelled Previous Fiscal Year – Clubs Cancelled within last 12 months may be reinstated

Club Number	Club Name	Charter Date	Current Status*	Cancellation Date
151365	Hetauda Suryodaya Plus	06/17/2022	Cancelled(8*)	12/29/2023
151656	Jawalakhel Paradise	07/25/2022	Cancelled(8*)	06/29/2024
132575	Kathmandu Neo Nimbus	11/09/2017	Cancelled(8*)	12/29/2023
144806	Kathmandu Quest Everest	12/31/2020	Cancelled(8*)	12/29/2023

Current Total Clubs Count	YTD New Clubs Count	YTD Cancelled Clubs Count	YTD Net Club Gain	Current Total Members Count	YTD Add	YTD Drop	YTD Net Growth	YTD Net Growth %	Member Count 12 Months Ago	Average Member Count Per Club	% of Clubs with less than 20 members	% No MMR in 3 Months	% No Officer Report in 12 Months	% of Clubs with balance 90+ days	Number of Clubs in Status Quo	% Status Quo Clubs in Financial Suspension	Number of Cancelled Clubs	Average Cancelled Club Age	Members Lost Due to Cancellation	% of Clubs Cancelled for Non-Financial Reasons
131	15	6	9	1,998	804	541	263	15.16%	1,822	15	65%	51%	1%	4%	2	100%	6	8	91	-67%

\* - P - Priority Club. Cancellation Reasons: 1-Objectives/conduct, 2-Non-active club, 5-Non-existing club, 6-Disbanding, 7-Merger, 8-Financial Suspension, 9-District/Multiple District Dues.

\*\* - Abbreviation: P-President, S-Secretary, T-Treasurer, M-Member Chairperson, VP-First Vice President, MC-Communications Chairperson, SC-Service Chairperson

\*\*\* - Abbreviation: N/R - Never reported using the Lions Clubs website, N/A - Not applicable, No password registered for the Lions Clubs website.

\*\*\*\* - Abbreviation: N - New, IP - Immediate Past, R - Repeat.





# Club Health Assessment for District 351 through May 2025

			Status	Membership							Reports					Finance	LCIF
Club Number	Club Name	Charter Date		Current Member Count	YTD Members Added	YTD Members Dropped	YTD Net Growth	YTD Net Growth%	Member Count 12 Months Ago	Avg. length of service for dropped members	Months Since Last MMR ***	Yrs. Since Last Officer Report	President Rotation	Vice President Reported ****	Months Since Last Activity Report ***	Account Balance	Donations for current Fiscal Year
			Number of times on status quo within last two years	If below 15 members appears				If net loss is greater than 20% appears			If no report in 3 months appears in	When more than one year appears in	Number of repeat terms	Notes the officers that do not have an active	If no report at 12 months appears in red		
Clubs less than two years old																	
181178	Akkar New Stars	03/05/2025	Newly Chartered	20	20	0	20	100.00%	0		2			M,VP,SC	0		
155540	Amman De Tefloss	08/10/2023	Active(1)	23	17	14	3	15.00%	21	1	0		2	VP,SC	1		\$100.00
Exc Award (06/30/2024)																	
181996	Amman Hope	04/28/2025	Newly Chartered	20	20	0	20	100.00%	0		1			M,VP,SC	0		
157137	Amman Jordan Stars	01/15/2024	Active(1)	2	0	1	-1	-33.33%	18	1	1		2	M,VP,SC	6		
155542	Amman Royal Swords	08/10/2023	Active	16	6	0	6	60.00%	22		2		2	N	0		\$192.00
Exc Award (06/30/2024)																	
172175	Baabda	06/21/2024	Active	14	0	7	-7	-33.33%	0	0	5		2	M,VP,SC	0		
176576	Beirut Compass	08/02/2024	Active	27	28	1	27	100.00%	0	0	8			N	8		
157166	Beirut Hermes Etoile	02/06/2024	Active(1)	5	1	0	1	25.00%	4		1		2	S,T,M,VP,SC	7		
157165	Beirut Hermes Together	02/06/2024	Active(1)	10	3	0	3	42.86%	7		0			M,VP,SC	6		
172456	Beirut My Identity	06/21/2024	Active(1)	12	0	8	-8	-40.00%	0	1	0		2	M,VP,SC	3		
172198	Beirut we serve	06/21/2024	Active(1)	23	0	0	0	0.00%	0		4			M,VP,SC	N/R		\$962.00
175279	Beyrouth Les Trois Cedres	07/29/2024	Active	25	25	0	25	100.00%	0		2			M,VP,SC	0		
171834	Lebanon Together	06/12/2024	Active	21	13	20	-7	-25.00%	0	1	0		2	S,M,VP,SC	0		
181605	Qannoubine Cedars	04/09/2025	Newly Chartered	20	20	0	20	100.00%	0		1			M,VP,SC	N/R		
182374	Tyre	05/22/2025	Newly Chartered	21	21	0	21	100.00%	0		0			N	SC	N/R	
171836	Zahle Together	06/18/2024	Active(1)	14	12	19	-7	-33.33%	0	1	0			M,VP,SC	0		
Clubs more than two years old																	
116343	ACHRAFIEH	03/18/2012	Active	13	0	0	0	0.00%	13		7		2	R	M,VP,SC	3	\$150.00
105948	AIN SAADEH A-CLASS	06/26/2009	Active	7	0	0	0	0.00%	7		1		17	R	VP,SC	1	
53481	AINSADEH SUNRISE	07/06/1992	Active	22	0	1	-1	-4.35%	23	29	0		3		P,VP	1	\$1,550.00
63393	AKKAR GREEN LAND	06/27/2000	Active	10	0	0	0	0.00%	15		2		3	R	M,SC	5	



# Club Health Assessment for District 351 through May 2025

			Status	Membership							Reports					Finance		LCIF
Club Number	Club Name	Charter Date		Current Member Count	YTD Members Added	YTD Members Dropped	YTD Net Growth	YTD Net Growth%	Member Count 12 Months Ago	Avg. length of service for dropped members	Months Since Last MMR ***	Yrs. Since Last Officer Report	President Rotation	Vice President Reported ****	Months Since Last Activity Report ***	Account Balance	Donations for current Fiscal Year	
			Number of times on status quo within last two years	If below 15 members appears				If net loss is greater than 20% appears			If no report in 3 months appears in	When more than one year appears in	Number of repeat terms	Notes the officers that do not have an active	If no report at 12 months red			
26743	ALEY SOUK EL GHARB	04/15/1962	Active(1)	7	0	0	0	0.00%	7		0		3	IP	M,SC	24+	90+ Days	
26740	AMMAN	10/10/1953	Active	19	1	2	-1	-5.00%	20	5	1			N	M	0		
Exc Award (06/30/2023)																		
126829	Amman Alraya	02/10/2016	Cancelled(8*)	0	0	11	-11	-100.00%	13	7	8		None		P,S,T,M,VP SC	7		
84254	AMMAN AMRA	10/01/2004	Active(1)	15	1	4	-3	-16.67%	19	3	5			N	VP,SC	0		\$50.00
128937	Amman Ayla	09/28/2016	Active	26	1	1	0	0.00%	27	4	0			R		2		\$50.00
Exc Award (06/30/2020, 06/30/2023)																		
121572	AMMAN CAPITAL	03/21/2014	Active	10	3	2	1	11.11%	11	10	0			R		2		
146586	Amman Eagles	06/07/2021	Active(1)	32	8	0	8	33.33%	24		2			N	SC	7		\$200.00
109041	AMMAN ELITE	08/17/2010	Active	28	0	0	0	0.00%	28		14		2	N		24		
142376	Amman Gadara	07/29/2020	Active(1)	11	2	0	2	22.22%	0		1		2		M,VP,SC	0	\$100.00	
54262	AMMAN JERASH	03/22/1993	Active(1)	11	1	0	1	10.00%	10		8			N	M,VP,SC	0		
67702	AMMAN JORDAN RIVER	04/14/2003	Active	17	2	0	2	13.33%	16		3			R		2	\$340.00	
152838	Amman Leaders	10/25/2022	Active	17	7	4	3	21.43%	14	3	3			N	SC	0		
Exc Award (06/30/2023)																		
26741	AMMAN PHILADELPHIA	11/16/1966	Active	27	2	1	1	3.85%	26	8	5			R		0	\$31,885.00	
Exc Award (06/30/2017, 06/30/2018, 06/30/2020)																		
106806	AMMAN RABBET AMOUN	10/26/2009	Active	16	0	2	-2	-11.11%	22	18	0		2	N		0		
Exc Award (06/30/2021, 06/30/2022, 06/30/2023)																		
56460	AMMAN WADI RUM	01/23/1995	Active	13	0	3	-3	-18.75%	19	11	0			IP	SC	0		
51555	ANTELIA FAKHREDDINE	04/04/1991	Active(1)	12	0	2	-2	-14.29%	18	10	0			R	T,M,SC	2		
125521	BATROUN & NORTH DISTRICT	09/01/2015	Active	15	8	3	5	50.00%	10	8	2				M,VP,SC	6		
26750	BEIRUT	09/01/1952	Active	38	4	1	3	8.57%	36	7	1			R		6	\$8,629.00	
Exc Award (06/30/2022, 06/30/2023)																		
54140	BEIRUT BAY	02/24/1993	Active	16	1	0	1	6.67%	16		1		2	R		6		
150751	Beirut Builders	05/11/2022	Active	26	6	9	-3	-10.34%	32	2	0			N		9		
Exc Award (06/30/2023)																		



# Club Health Assessment for District 351 through May 2025

			Status	Membership							Reports					Finance		LCIF
Club Number	Club Name	Charter Date		Current Member Count	YTD Members Added	YTD Members Dropped	YTD Net Growth	YTD Net Growth%	Member Count 12 Months Ago	Avg. length of service for dropped members	Months Since Last MMR ***	Yrs. Since Last Officer Report	President Rotation	Vice President Reported ****	Months Since Last Activity Report ***	Account Balance	Donations for current Fiscal Year	
			Number of times on status quo within last two years	If below 15 members appears					If net loss is greater than 20% appears			If no report in 3 months appears in	When more than one year appears in	Number of repeat terms	Notes the officers that do not have an active	If no report at 12 months appears in red		
129057	Beirut Cares	10/31/2016	Active	9	0	0	0	0.00%	9		8				M,VP,SC	4		
58435	BEIRUT CEDARS	06/18/1996	Active	8	0	7	-7	-46.67%	15	3	0			N	M,VP,SC	4		
41641	BEIRUT CITY	06/15/1982	Active	29	2	1	1	3.57%	25	10	8			N	S,M	6	\$200.00	
109095	BEIRUT CODE	08/20/2010	Active	5	0	0	0	0.00%	5		1				M,VP	2		
54619	BEIRUT COSMOPOLIS	06/16/1993	Active	19	0	0	0	0.00%	19		15		7	R	P,M,SC	6	\$100.00	
126922	BEIRUT DIVERSITY	02/26/2016	Active(1)	3	1	0	1	50.00%	4		4			IP	M,SC	1		
41430	BEIRUT DOWNTOWN	05/24/1982	Active	6	3	0	3	100.00%	3		9		3	N	SC	24+		
146288	Beirut Excellence	05/21/2021	Active	14	0	1	-1	-6.67%	16	4	0			N	SC	0		
54926	BEIRUT FREEDOM	10/12/1993	Active	19	0	1	-1	-5.00%	20	4	6			N		0	\$360.00	
150233	Beirut Heritage	03/21/2022	Active	7	0	2	-2	-22.22%	13	3	3		2		VP,SC	0	\$300.00	
121813	Beirut Jet Set	04/18/2014	Active	13	0	0	0	0.00%	12		3			N		7		
142936	Beirut Knights	09/15/2020	Active	25	0	0	0	0.00%	26		0			N		5	\$1,100.00	
Exc Award (06/30/2022)																		
141803	Beirut Leaders	06/23/2020	Active	15	0	3	-3	-16.67%	18	4	1			R	M,SC	8	\$100.00	
59218	BEIRUT LIBANUS	03/10/1997	Active	46	8	0	8	21.05%	39		0		2	R		2	\$914.00	
53641	BEIRUT LIBERTY	08/25/1992	Active	10	0	0	0	0.00%	10		9			N	M	3		
120817	Beirut Lotus	12/02/2013	Active	16	1	0	1	6.67%	15		4			N	P,VP	0		
60936	BEIRUT MELVIN JONES	06/23/1998	Active	10	0	0	0	0.00%	11		10		2	R	T,SC	6	\$200.00	
26746	BEIRUT METROPOLITAN	03/28/1967	Active(1)	9	0	0	0	0.00%	9		10			IP	SC	4		
Exc Award (06/30/2019)																		
62890	BEIRUT MID-WEST	03/06/2000	Active	25	4	2	2	8.70%	27	8	0			IP	T	10		
56466	BEIRUT MONT LIBAN	01/25/1995	Active	11	2	0	2	22.22%	9		4			R	P,T	8	\$50.00	
110910	BEIRUT NEW VISION	04/22/2011	Active(1)	12	0	2	-2	-14.29%	14	7	9		2	R	SC	5		
67394	BEIRUT NOVA	03/04/2003	Cancelled(8*)	0	0	12	-12	-100.00%	12	5	12			None	P,S,T,M,VP SC	6	90+ Days	
56737	BEIRUT PEARL	03/24/1995	P- Active	3	3	4	-1	-25.00%	4	6	8				M,VP,SC	0		



# Club Health Assessment for District 351 through May 2025

			Status	Membership							Reports					Finance	LCIF
Club Number	Club Name	Charter Date		Current Member Count	YTD Members Added	YTD Members Dropped	YTD Net Growth	YTD Net Growth%	Member Count 12 Months Ago	Avg. length of service for dropped members	Months Since Last MMR ***	Yrs. Since Last Officer Report	President Rotation	Vice President Reported ****	Months Since Last Activity Report ***	Account Balance	Donations for current Fiscal Year
			Number of times on status quo within last two years	If below 15 members appears				If net loss is greater than 20% appears			If no report in 3 months appears in	When more than one year appears in	Number of repeat terms	Notes the officers that do not have an active	If no report at 12 months red		
39328	BEIRUT PHOENICIA	01/12/1981	Active	14	0	0	0	0.00%	18		7		2	R	S,M,SC	5	\$100.00
125205	Beirut Phoenix	06/19/2015	Active(1)	8	0	0	0	0.00%	8		7			N	T,VP	0	
65106	BEIRUT PROGRESS	03/12/2002	Active(1)	30	8	1	7	30.43%	23	3	0			N		0	
Exc Award (06/30/2022, 06/30/2023)																	
147692	Beirut Rise	08/19/2021	Active(1)	6	0	0	0	0.00%	9		11		None		P,S,T,M,VP SC	2	
40486	BEIRUT SELECT	10/15/1981	Active	11	0	0	0	0.00%	11		10			R		0	\$96.00
108772	BEIRUT SPIRIT	06/29/2010	Status Quo(1)	1	1	4	-3	-75.00%	4	11	0		3		S,T,M,VP,SC	0	90+ Days
48591	BEIRUT ST GABRIEL	05/16/1988	Active	27	3	0	3	12.50%	26		4			N		9	\$210.00
Exc Award (06/30/2021)																	
39329	BEIRUT ST NICOLAS	01/12/1981	Active	55	5	7	-2	-3.51%	59	13	0			N		0	
Exc Award (06/30/2020, 06/30/2022)																	
43577	BEIRUT UNITED	02/01/1984	Active(1)	18	0	0	0	0.00%	18		13			N	SC	1	
Exc Award (06/30/2024)																	
59812	BEIRUT VICTORY	06/27/1997	Active	10	0	0	0	0.00%	10		14			R		2	
26752	BEIRUT WEST END	06/17/1970	Active	4	0	12	-12	-75.00%	13	2	0				VP	0	\$250.00
Exc Award (06/30/2023, 06/30/2024)																	
46914	BEIRUT ZENON	01/05/1987	Active(1)	10	0	0	0	0.00%	10		0				T,M,VP,SC	0	
88548	BEIT MERY METROPOLITAN	05/31/2005	Active	14	0	2	-2	-12.50%	16	14	0			N	T,SC	7	\$100.00
Exc Award (06/30/2018)																	
105044	BETHLEHEM CITY OF PEACE	03/25/2009	Active	21	4	3	1	5.00%	20	7	0			N	SC	0	\$300.00
Exc Award (06/30/2022)																	
149884	Bethlehem Star	02/18/2022	Active	20	4	2	2	11.11%	18	0	0			N		1	\$250.00
59565	BROUMANA OURJOUAN	05/15/1997	Active	14	0	0	0	0.00%	14		8				VP,SC	7	
55008	CHTAURA	10/29/1993	Active	11	0	0	0	0.00%	11		2			N	T,M,SC	8	\$50.00
141068	East Jerusalem	02/21/2020	Active(1)	32	7	3	4	14.29%	28	13	0			N		5	\$250.00
Exc Award (06/30/2022)																	
106536	EL MINA	08/31/2009	Active	16	2	1	1	6.67%	15	4	2			N	SC	5	\$200.00



# Club Health Assessment for District 351 through May 2025

			Status	Membership							Reports					Finance	LCIF
Club Number	Club Name	Charter Date		Current Member Count	YTD Members Added	YTD Members Dropped	YTD Net Growth	YTD Net Growth%	Member Count 12 Months Ago	Avg. length of service for dropped members	Months Since Last MMR ***	Yrs. Since Last Officer Report	President Rotation	Vice President Reported ****	Months Since Last Activity Report ***	Account Balance	Donations for current Fiscal Year
			Number of times on status quo within last two years	If below 15 members appears				If net loss is greater than 20% appears			If no report in 3 months appears in	When more than one year appears in	Number of repeat terms	Notes the officers that do not have an active	If no report at 12 months appears in red		
98760	FUHAIS	03/19/2007	Active	49	6	1	5	11.36%	43	0	0			N	0		\$75.00
	Exc Award (06/30/2018, 06/30/2021, 06/30/2022)																
47802	HADATH EASTERN	10/15/1987	Active	25	2	0	2	8.70%	23		9			N	SC	9	\$865.00
45639	HAZMIEH CADMUS	12/27/1985	Active(1)	24	1	0	1	4.35%	24		0		2	N		0	
83130	HIGHER METN	07/29/2004	Active	16	0	0	0	0.00%	16		11				M,VP,SC	6	\$385.00
47206	JBEIL PHENIX	04/07/1987	Active(1)	16	0	0	0	0.00%	16		16	1	None		P,S,T,M,VP SC	0	
57149	JBEIL UNIVERSAL	06/23/1995	Active	17	1	0	1	6.25%	19		5		3	R	M,VP	1	\$200.00
48592	JEZZINE	05/16/1988	Active	14	0	0	0	0.00%	14		13				VP,SC	6	
134601	Jordan Sky	05/10/2018	Active	8	6	9	-3	-27.27%	15	5	0				M,VP,SC	9	\$100.00
	Exc Award (06/30/2019, 06/30/2020, 06/30/2021)																
26759	JOUNIEH	04/26/1962	Active(1)	18	0	0	0	0.00%	18		6		2		M,VP,SC	0	
44403	JOUNIEH ADONIS	11/19/1984	Active	17	1	0	1	6.25%	16		1		3	R	M	3	\$200.00
48705	JOUNIEH KASLIK	06/13/1988	Active(1)	23	3	0	3	15.00%	20		8			IP	M,VP,SC	0	
53670	JOUNIEH KASLIK MARINE	09/08/1992	Active	27	6	0	6	28.57%	23		2		3	N		0	\$200.00
62373	JOUNIEH MELKART	09/14/1999	Active	15	0	1	-1	-6.25%	16	12	4			IP	SC	0	\$100.00
	Exc Award (06/30/2023, 06/30/2024)																
26761	KOURA	05/19/1962	Active	21	2	1	1	5.00%	25	2	6		2	R	M,VP	4	\$550.00
46226	LEBANON HOST	05/20/1986	Active	18	3	2	1	5.88%	18	1	1			N		0	\$500.00
	Exc Award (06/30/2024)																
127092	Madaba	03/25/2016	Active(1)	23	27	26	1	4.55%	22	3	0		3	R	M,SC	4	\$50.00
	Exc Award (06/30/2023, 06/30/2024)																
131221	Metn Imperial	06/15/2017	Active(1)	13	0	0	0	0.00%	13		7			N	VP	0	
	Exc Award (06/30/2023)																
26762	METN L C	10/02/1965	Active	23	1	1	0	0.00%	19	29	1				M,VP,SC	5	\$531.00
83163	MID TOWN	07/21/2004	Active	11	3	1	2	22.22%	9	1	0			N		2	
	Exc Award (06/30/2024)																
98595	MOUNT LEBANON AMBASSADOR	02/20/2007	Active(1)	25	2	2	0	0.00%	25	5	0			N		1	\$1,050.00



# Club Health Assessment for District 351 through May 2025

			Status	Membership							Reports					Finance		LCIF
Club Number	Club Name	Charter Date		Current Member Count	YTD Members Added	YTD Members Dropped	YTD Net Growth	YTD Net Growth%	Member Count 12 Months Ago	Avg. length of service for dropped members	Months Since Last MMR ***	Yrs. Since Last Officer Report	President Rotation	Vice President Reported ****	Months Since Last Activity Report ***	Account Balance	Donations for current Fiscal Year	
			Number of times on status quo within last two years	If below 15 members appears				If net loss is greater than 20% appears			If no report in 3 months appears in	When more than one year appears in	Number of repeat terms	Notes the officers that do not have an active	If no report at 12 months appears in red			
Exc Award (06/30/2024)																		
151105	Mount Lebanon Cosmopolitan	06/21/2022	Active	6	0	0	0	0.00%	9		3		4	M,VP,SC	1			
103540	MOUNT LEBANON EAGLES	09/04/2008	Active	18	1	0	1	5.88%	17		0			N	5		\$150.00	
125783	Mount Lebanon Green	09/14/2015	Active	26	3	0	3	13.04%	23		0			T,M,VP,SC	7			
82357	MOUNT LEBANON PINE HILLS	05/24/2004	Active	8	0	0	0	0.00%	8		10			N	0			
120820	North Lebanon Spirit	12/02/2013	Active(2)	23	6	1	5	27.78%	18	5	4			N	10			
125784	North Lebanon Star	09/14/2015	Active	24	4	1	3	14.29%	21	1	0			N	0			
Exc Award (06/30/2018)																		
26765	RABIYA	04/02/1967	Active	20	1	0	1	5.26%	22		1			N	9		\$100.00	
Exc Award (06/30/2020, 06/30/2022, 06/30/2024)																		
129492	Ramallah	11/29/2016	Active	26	2	1	1	4.00%	25	9	0			N	2		\$350.00	
Exc Award (06/30/2022, 06/30/2024)																		
52711	SAIDA	03/17/1992	Active	25	2	3	-1	-3.85%	26	12	9			R	7		\$100.00	
55462	SAIDA METROPOLITAN	03/22/1994	Active(1)	14	0	3	-3	-17.65%	17	22	1		6	N	12			
67434	SOUTH LEBANON ELITE	03/21/2003	Active(1)	16	0	0	0	0.00%	17		0			N	5			
26769	TRIPOLI	09/04/1953	Active	25	6	0	6	31.58%	19		2			N	24+		\$200.00	
53153	TRIPOLI CITADEL	05/21/1992	Active	22	0	1	-1	-4.35%	23	8	0			M,VP,SC	0			
66356	TRIPOLI LEADERS	06/28/2002	Active	23	1	0	1	4.55%	22		0			N	1			
Exc Award (06/30/2024)																		
141839	Tripoli United	06/23/2020	Active	15	7	4	3	25.00%	17	4	2			M,VP,SC	4			
118881	TRIPOLI VECTOR	03/06/2013	Active	15	0	0	0	0.00%	15		23		2	N	5			
52678	YARZE	03/02/1992	Active	22	2	1	1	4.76%	23	14	4			N	4		\$246.00	
Exc Award (06/30/2020)																		
26770	ZAHLE	04/08/1962	Active	30	3	0	3	11.11%	25		4		2	M,VP,SC	1			
99331	ZAHLE AJYAL NEW CENTURY	05/11/2007	Active	19	1	1	0	0.00%	19	0	4		2	N	1			
53827	ZAHLE AL WADI	11/13/1992	Active	16	1	1	0	0.00%	16	45	1			M,VP,SC	1		\$200.00	



Club Health Assessment for District 351 through May 2025

Club Number	Club Name	Charter Date	Status	Membership							Reports					Finance	LCIF
				Current Member Count	YTD Members Added	YTD Members Dropped	YTD Net Growth	YTD Net Growth%	Member Count 12 Months Ago	Avg. length of service for dropped members	Months Since Last MMR ***	Yrs. Since Last Officer Report	President Rotation	Vice President Reported ****	Months Since Last Activity Report ***	Account Balance	Donations for current Fiscal Year
			Number of times on status quo within last two years	If below 15 members appears				If net loss is greater than 20% appears			If no report in 3 months appears	When more than one year appears in	Number of repeat terms	Notes the officers that do not have an active	If no report at 12 months appears in red		
48804	ZAHLE ALKARMA	06/29/1988	Active	31	3	0	3	10.71%	28		2			R	M,SC	0	\$1,150.00
39330	ZAHLE BARDOWNY	01/08/1981	Active(1)	21	0	1	-1	-4.55%	22	13	1			N	S,M,SC	5	\$1,050.00
	Exc Award (06/30/2017)																
125913	Zahle Dar El Salam	09/30/2015	Active	15	1	2	-1	-6.25%	16	9	0			N	M	0	
50606	ZGHARTA EL ZAWIEH	05/23/1990	Active	20	0	0	0	0.00%	20		8				P,M,VP,SC	1	

Clubs Cancelled Previous Fiscal Year – Clubs Cancelled within last 12 months may be reinstated

Club Number	Club Name	Charter Date	Current Status*	Cancellation Date
148988	Adma Leaders	11/29/2021	Cancelled(8*)	12/29/2023
125109	Amman Golden Crown	06/16/2015	Cancelled(8*)	04/29/2024
146567	Amman Oryx	06/07/2021	Cancelled(8*)	12/29/2023
146316	Beirut Avance	05/25/2021	Cancelled(8*)	06/29/2024

Current Total Clubs Count	YTD New Clubs Count	YTD Cancelled Clubs Count	YTD Net Club Gain	Current Total Members Count	YTD Add	YTD Drop	YTD Net Growth	YTD Net Growth %	Member Count 12 Months Ago	Average Member Count Per Club	% of Clubs with less than 20 members	% No MMR in 3 Months	% No Officer Report in 12 Months	% of Clubs with balance 90+ days	Number of Clubs in Status Quo	% Status Quo Clubs in Financial Suspension	Number of Cancelled Clubs	Average Cancelled Club Age	Members Lost Due to Cancellation	% of Clubs Cancelled for Non-Financial Reasons
124	6	2	4	2,200	399	250	149	7.26%	2,026	18	60%	42%	1%	1%	1	100%	2	24	23	-200%

\* - P - Priority Club. Cancellation Reasons: 1-Objectives/conduct, 2-Non-active club, 5-Non-existing club, 6-Disbanding, 7-Merger, 8-Financial Suspension, 9-District/Multiple District Dues.

\*\* - Abbreviation: P-President, S-Secretary, T-Treasurer, M-Member Chairperson, VP-First Vice President, MC-Communications Chairperson, SC-Service Chairperson

\*\*\* - Abbreviation: N/R - Never reported using the Lions Clubs website, N/A - Not applicable, No password registered for the Lions Clubs website.

\*\*\*\* - Abbreviation: N - New, IP - Immediate Past, R - Repeat.





Club Health Assessment for Ident 5791 - BAHRAIN - UND through May 2025

			Status		Membership						Reports					Finance		LCIF		
Club Number	Club Name	Charter Date			Current Member Count	YTD Members Added	YTD Members Dropped	YTD Net Growth	YTD Net Growth%	Member Count 12 Months Ago	Avg. length of service for dropped members	Months Since Last MMR ***	Yrs. Since Last Officer Report	President Rotation	Vice President Reported ****	Months Since Last Activity Report ***	Account Balance	Donations for current Fiscal Year		
			Number of times on status quo within last two years		If below 15 members appears				If net loss is greater than 20% appears			If no report in 3 months appears in	When more than one year appears in	Number of repeat terms		Notes the officers that do not have an active	If no report at 12 months appears in red			
Clubs more than two years old																				
106538	AL AREEN	08/31/2009	Active		22	0	0	0	0.00%	22		35			N	M,SC	N/R			
35917	BAHRAIN LC	06/27/1978	Cancelled(8*)		0	0	23	-23	-100.00%	23	15	5	1	None		P,S,T,M,VP SC	13	90+ Days		
56581	RIFFA	02/23/1995	Active(2)		17	0	4	-4	-19.05%	22	10	2				M,VP,SC	24+			
Current Total Clubs Count	YTD New Clubs Count	YTD Cancelled Clubs Count	YTD Net Club Gain	Current Total Members Count	YTD Add	YTD Drop	YTD Net Growth	YTD Net Growth %	Member Count 12 Months Ago	Average Member Count Per Club	% of Clubs with less than 20 members	% No MMR in 3 Months	% No Officer Report in 12 Months	% of Clubs with balance 90+ days	Number of Clubs in Status Quo	% Status Quo Clubs in Financial Suspension	Number of Cancelled Clubs	Average Cancelled Club Age	Members Lost Due to Cancellation	% of Clubs Cancelled for Non-Financial Reasons
2	0	1	-1	39	0	27	-27	-40.91%	67	20	50%	50%	0%	0%	0	0%	1	47	23	0%

\* - P - Priority Club. Cancellation Reasons: 1-Objectives/conduct, 2-Non-active club, 5-Non-existing club, 6-Disbanding, 7-Merger, 8-Financial Suspension, 9-District/Multiple District Dues.  
\*\* - Abbreviation: P-President, S-Secretary, T-Treasurer, M-Member Chairperson, VP-First Vice President, MC-Communications Chairperson, SC-Service Chairperson  
\*\*\* - Abbreviation: N/R - Never reported using the Lions Clubs website, N/A - Not applicable, No password registered for the Lions Clubs website.  
\*\*\*\* - Abbreviation: N - New, IP - Immediate Past, R - Repeat.



# Club Health Assessment for Ident 5943 - UNITED ARAB EMIRATES - UND through May 2025

			Status		Membership						Reports						Finance		LCIF	
Club Number	Club Name	Charter Date			Current Member Count	YTD Members Added	YTD Members Dropped	YTD Net Growth	YTD Net Growth%	Member Count 12 Months Ago	Avg. length of service for dropped members	Months Since Last MMR ***	Yrs. Since Last Officer Report	President Rotation	Vice President Reported ****	Months Since Last Activity Report ***	Account Balance	Donations for current Fiscal Year		
			Number of times on status quo within last two years		If below 15 members appears				If net loss is greater than 20% appears			If no report in 3 months appears in	When more than one year appears in	Number of repeat terms		Notes the officers that do not have an active	If no report at 12 months appears in red			
Clubs less than two years old																				
172087	Dubai Blue Dunes	06/21/2024	Active(1)		21	1	0	1	5.00%	0		0		2	R		N/A			
156773	Dubai Bodhi	12/14/2023	Active		27	0	1	-1	-3.57%	41	1	5		2	R		N/A			
172717	Dubai Nexus	07/16/2024	Active		20	20	0	20	100.00%	0		0			N		1			
155692	Dubai Pride	08/16/2023	Active		45	0	0	0	0.00%	37		9		2	N		0			
Exc Award (06/30/2024)																				
Clubs more than two years old																				
151917	Dubai Ceylon	07/22/2022	Active		26	3	0	3	13.04%	22		4			N		10			
Exc Award (06/30/2023, 06/30/2024)																				
135152	Dubai Cochin Empire	06/19/2018	Active		49	6	0	6	13.95%	45		0			N	M	8			
Exc Award (06/30/2022)																				
139411	Dubai Diamonds	09/03/2019	Active		25	1	0	1	4.17%	22		5			N		7			
142626	Dubai Emerald	09/07/2020	Active		29	5	1	4	16.00%	31	47	1			N		12			
Exc Award (06/30/2021, 06/30/2022, 06/30/2023)																				
135948	Dubai Marhaba	07/17/2018	Active		34	0	0	0	0.00%	34		9			N		24+			
135877	Dubai Oasis	07/17/2018	Active		18	0	7	-7	-28.00%	25	6	0				VP,SC	24+			
136656	Dubai Pearl	10/22/2018	Active		14	0	0	0	0.00%	16		9			N	S	24+			
146612	Dubai Sapphire	06/10/2021	Active(1)		29	9	1	8	38.10%	22	0	0			N		2	90+ Days		
151163	Sharjah Al Hisn Fort	06/14/2022	Active		24	0	0	0	0.00%	26		9			N		8			
128118	UAE Premier	07/11/2016	Active		20	1	0	1	5.26%	19		9		9	R		24+			
Exc Award (06/30/2021, 06/30/2023, 06/30/2024)																				
Current Total Clubs Count	YTD New Clubs Count	YTD Cancelled Clubs Count	YTD Net Club Gain	Current Total Members Count	YTD Add	YTD Drop	YTD Net Growth	YTD Net Growth %	Member Count 12 Months Ago	Average Member Count Per Club	% of Clubs with less than 20 members	% No MMR in 3 Months	% No Officer Report in 12 Months	% of Clubs with balance 90+ days	Number of Clubs in Status Quo	% Status Quo Clubs in Financial Suspension	Number of Cancelled Clubs	Average Cancelled Club Age	Members Lost Due to Cancellation	% of Clubs Cancelled for Non-Financial Reasons
14	1	0	1	381	46	10	36	10.43%	340	27	14%	57%	0%	7%	0	0%	0	0	0	0%



Club Health Assessment for Ident 5943 - UNITED ARAB EMIRATES - UND through May 2025

			Status	Membership							Reports					Finance	LCIF
Club Number	Club Name	Charter Date		Current Member Count	YTD Members Added	YTD Members Dropped	YTD Net Growth	YTD Net Growth%	Member Count 12 Months Ago	Avg. length of service for dropped members	Months Since Last MMR ***	Yrs. Since Last Officer Report	President Rotation	Vice President Reported ****	Months Since Last Activity Report ***	Account Balance	Donations for current Fiscal Year
			Number of times on status quo within last two years	If below 15 members appears				If net loss is greater than 20% appears			If no report in 3 months appears in	When more than one year appears in	Number of repeat terms	Notes the officers that do not have an active	If no report at 12 months appears in red		

\* - P - Priority Club. Cancellation Reasons: 1-Objectives/conduct, 2-Non-active club, 5-Non-existing club, 6-Disbanding, 7-Merger, 8-Financial Suspension, 9-District/Multiple District Dues.  
\*\* - Abbreviation: P-President, S-Secretary, T-Treasurer, M-Member Chairperson, VP-First Vice President, MC-Communications Chairperson, SC-Service Chairperson  
\*\*\* - Abbreviation: N/R - Never reported using the Lions Clubs website, N/A - Not applicable, No password registered for the Lions Clubs website.  
\*\*\*\* - Abbreviation: N - New, IP - Immediate Past, R - Repeat.



Club Health Assessment for Ident 5965 - REPUBLIC OF IRAQ - UND through May 2025

			Status	Membership							Reports					Finance	LCIF
Club Number	Club Name	Charter Date		Current Member Count	YTD Members Added	YTD Members Dropped	YTD Net Growth	YTD Net Growth%	Member Count 12 Months Ago	Avg. length of service for dropped members	Months Since Last MMR ***	Yrs. Since Last Officer Report	President Rotation	Vice President Reported ****	Months Since Last Activity Report ***	Account Balance	Donations for current Fiscal Year
			Number of times on status quo within last two years	If below 15 members appears				If net loss is greater than 20% appears			If no report in 3 months appears in	When more than one year appears in	Number of repeat terms	Notes the officers that do not have an active	If no report at 12 months appears in red		

Clubs Cancelled Previous Fiscal Year – Clubs Cancelled within last 12 months may be reinstated

Club Number	Club Name	Charter Date	Current Status*	Cancellation Date
144674	Al Rafidain	12/31/2020	Cancelled(8*)	06/29/2024

Current Total Clubs Count	YTD New Clubs Count	YTD Cancelled Clubs Count	YTD Net Club Gain	Current Total Members Count	YTD Add	YTD Drop	YTD Net Growth	YTD Net Growth %	Member Count 12 Months Ago	Average Member Count Per Club	% of Clubs with less than 20 members	% No MMR in 3 Months	% No Officer Report in 12 Months	% of Clubs with balance 90+ days	Number of Clubs in Status Quo	% Status Quo Clubs in Financial Suspension	Number of Cancelled Clubs	Average Cancelled Club Age	Members Lost Due to Cancellation	% of Clubs Cancelled for Non-Financial Reasons
0	0	0	0	0	0	0	0	100.00%	0	0	0%	0%	0%	0%	0	0%	0	0	0	0%

\* - P - Priority Club. Cancellation Reasons: 1-Objectives/conduct, 2-Non-active club, 5-Non-existing club, 6-Disbanding, 7-Merger, 8-Financial Suspension, 9-District/Multiple District Dues.  
\*\* - Abbreviation: P-President, S-Secretary, T-Treasurer, M-Member Chairperson, VP-First Vice President, MC-Communications Chairperson, SC-Service Chairperson  
\*\*\* - Abbreviation: N/R - Never reported using the Lions Clubs website, N/A - Not applicable, No password registered for the Lions Clubs website.  
\*\*\*\* - Abbreviation: N - New, IP - Immediate Past, R - Repeat.